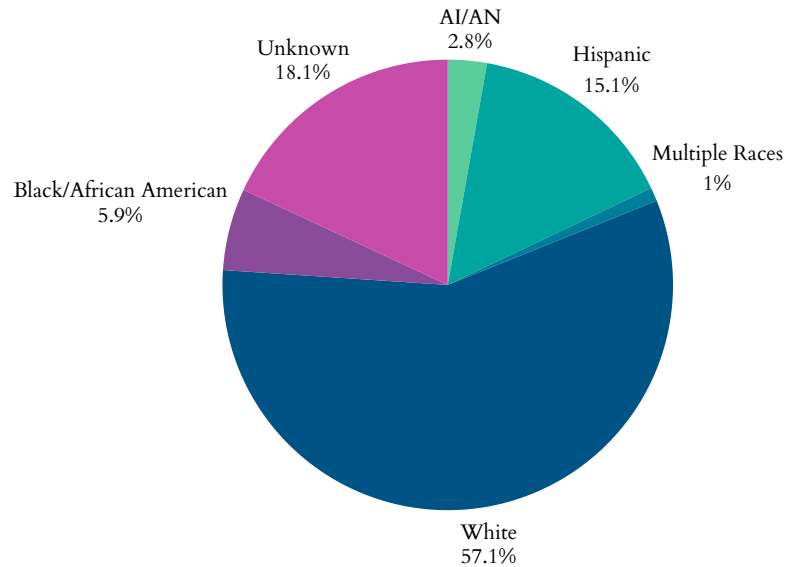


# Wyoming's Children

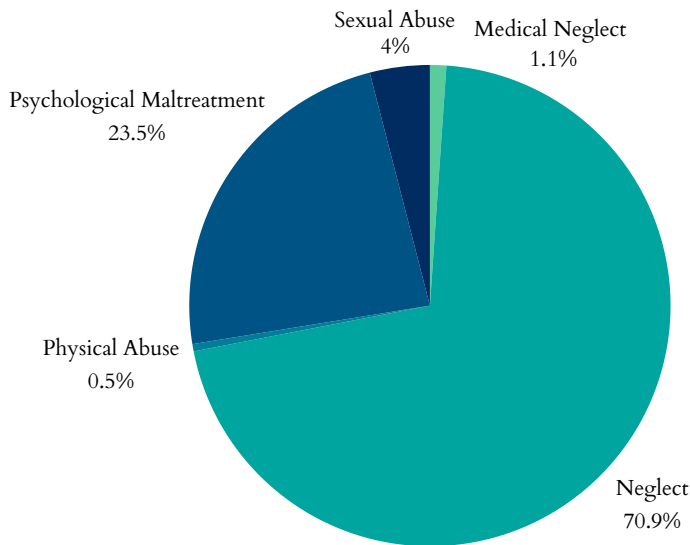
## Child Maltreatment

- In 2024, Wyoming had **5,286** total referrals for child abuse and neglect. Of those, **1,683** were screened in for response by CPS.
- **714** were child victims of abuse or neglect, at a rate of **5.6** children per 1,000 (**28%** decrease since 2020).
- Of the **714** children, **564** were first-time victims.
- Largest age group of victims = **<1 years**, representing **80** of the **714** cases.

## Child Victims by Race or Ethnicity, 2024



## Types of Maltreatment Victims, 2024



## Perpetrators of child maltreatment (2024):

- **83.6%** = parents of the child.
- **16.4%** = non-parents or unknown relationship.

## Child victims (2024):

- **48.5%** = female; **51.5%** = male.

- There were **0** child fatalities in 2024 (no change from 2023)
- Wyoming reported **0** total child victims of sex trafficking.
- Post-response services given to **451** victims and **2,778** non-victims.

## Workforce

There are **610** child, family, and school social workers in Wyoming with a mean wage of **\$27.19** (compared to Wyoming's 2024 minimum wage: **\$7.25**)

## Age Distribution of Maltreatment Victims, 2024

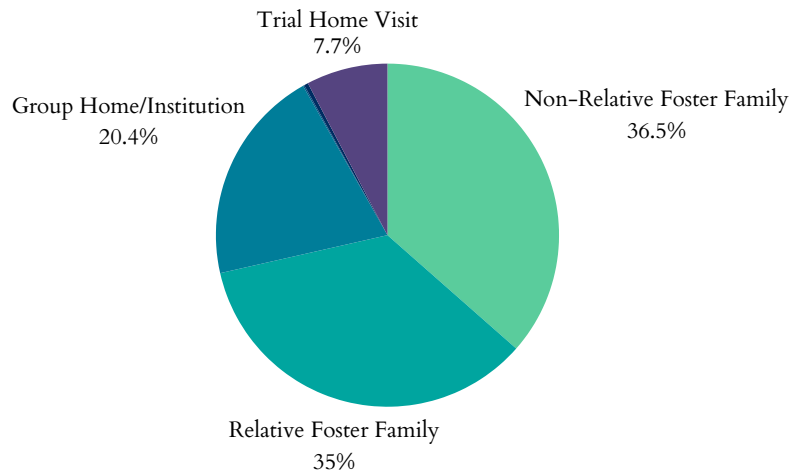


# Wyoming's Children

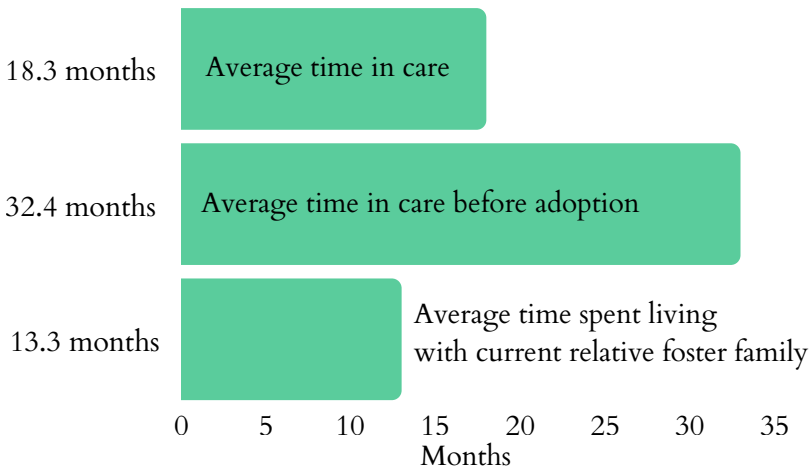
## Foster Care and Adoptions

- **1,525** total children were served by the foster care system in FY 2022.
- **756** in care as of 09/30/2022.
- During FY 2022, **716** children entered care and **769** exited.
- **109** children were adopted; **107** were waiting to be adopted.
- **9.6%** decrease in the number of children in care between and a **3.8%** increase in the number of children adopted from care in FY 2021 to 2022.

### Where are Children in Foster Care Staying? 2023



### Duration in Care, 2023



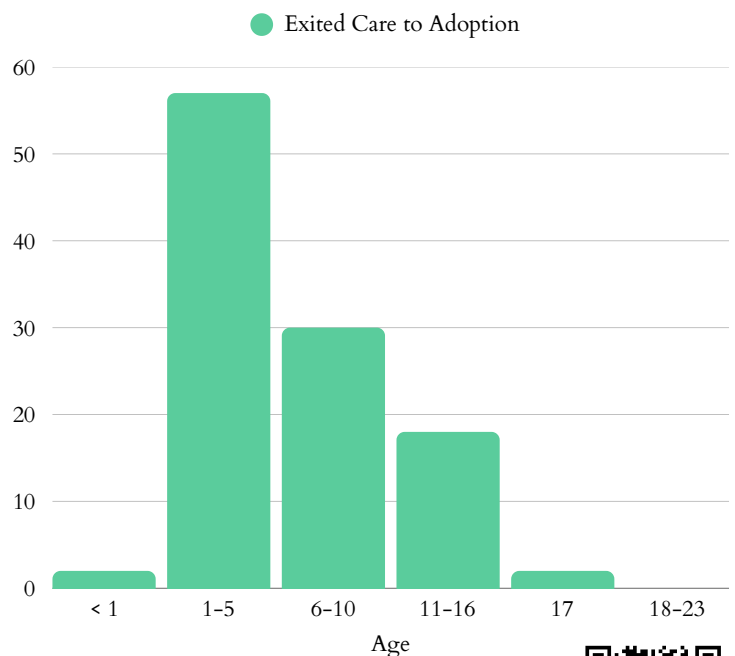
- In 2023, **285** children were living with non-relative foster families; **329** lived with a relative.
- **159** children were staying in group homes or institutions; **3** children were classified as runaways.
- There are **7,630** grandparents living with their grandchildren under 18. Of these, **47.5%** are responsible for their grandchildren.

In FY 2022 **12** children transitioned from foster care to independence. This is a **50%** decrease from **18** in FY 2021.

## Juvenile Justice

- **2,670** total arrests for youth under 18 in 2023
- A total of **87** youth were in a correctional placement in 2023; a **49.2%** decrease since 2021
  - **17.24%** of the youth are ≤ 14 years old
    - **0%** are Black youth
    - **80%** are White youth
  - **68.97%** males and **31.03%** females
- Black youth represent **3.45%** of all correctional placements; **72.4%** for White youth in 2023

### Age Distribution of Adoptions, 2022

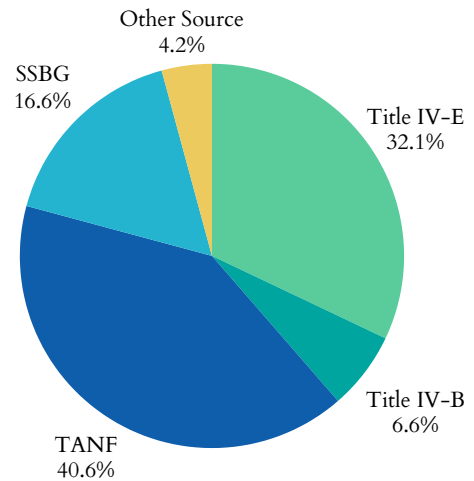


# Wyoming's Children

## Funding for Child Welfare Services

- Wyoming spent **\$42,158,151** on child welfare services in 2022
  - Child welfare services = direct and administrative services
- \$16,829,490**= from the federal government
- \$25,328,661**= from state and local funds

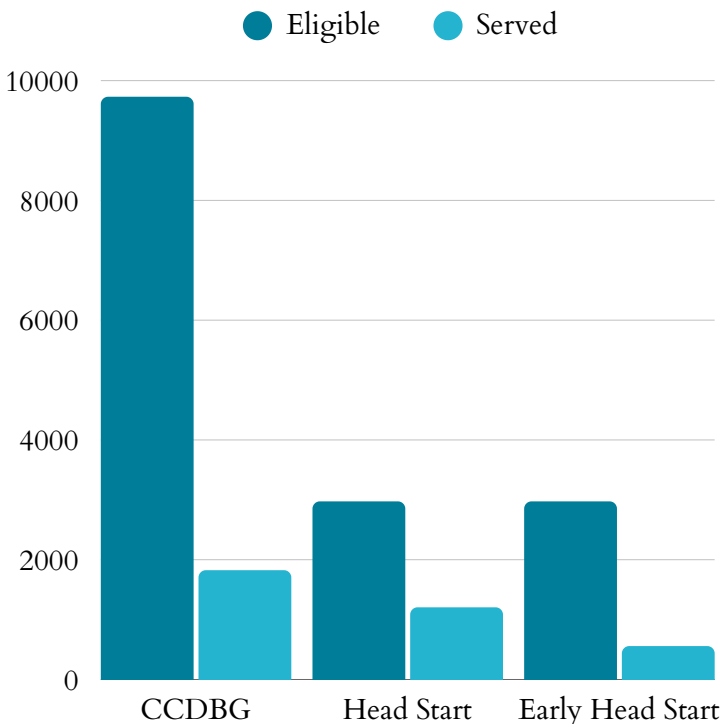
### Federal Funding Sources, 2022



The significant funding sectors of the **\$16,829,490** in federal funding received in Wyoming in 2022:

- \$3,172,181** as part of the Title IV-E Total Foster Care Program.
- \$1,349,647** as part of the Title IV-E Adoption Assistance Program.
- Wyoming's sum of expenditures for Social Service Block Grants in 2022 was **\$2,774,429**

## Child Care & Early Learning



- 41%** of Head Start eligible children are served
- 19%** of Early Head Start eligible children are served
- 19%** of Child Care & Development Block Grant eligible children 5 and under are served

- \$12,784** annual cost of center-based infant care
- \$10,704** annual cost of home-based infant care

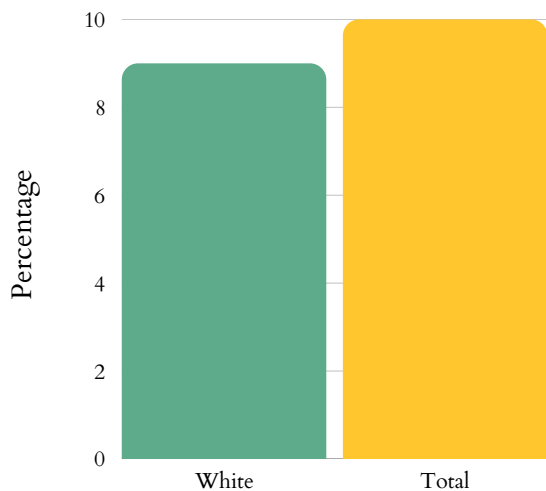


# Wyoming's Children

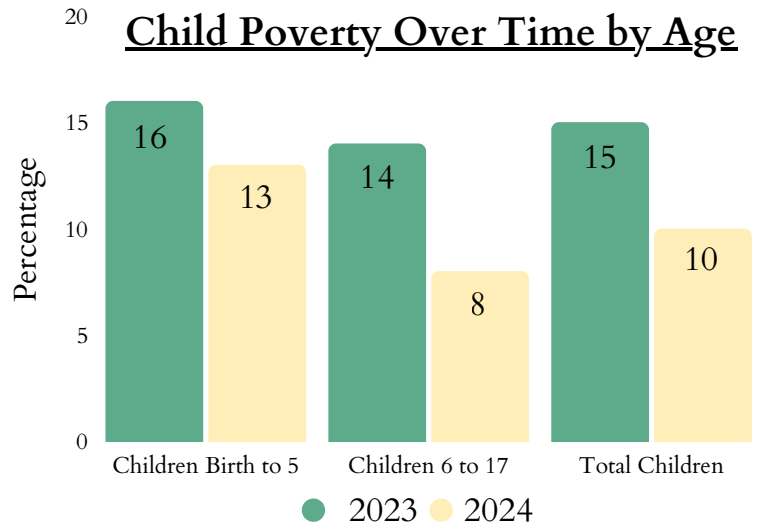
## Child Poverty

- **31,000** children lived with parents who lacked secure employment in 2023 (21% of all children).
- Average number of TANF recipients rose from **1,183** in 2024 to **1,129** in 2025 (4.78% increase).

### Child Poverty by Race or Ethnicity, 2024



Note: Data unavailable for other races.

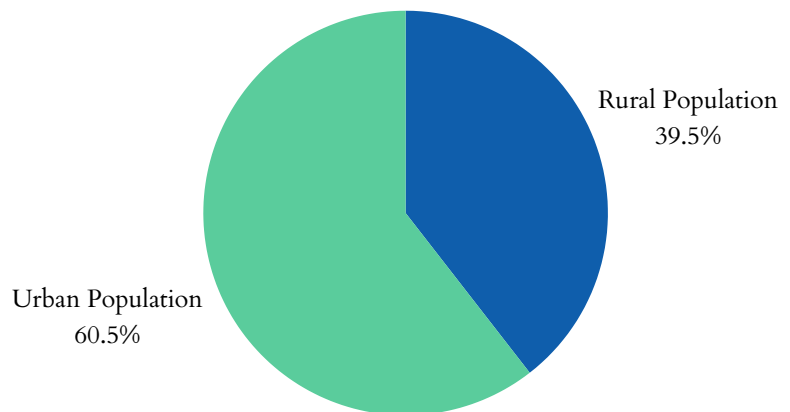


- The state spent **\$5,569,497** on WIC in 2025, serving **8,208** people: a 5.4% increase in total participants and 3.45% increase in spending since 2024.
- **90,020** people were food insecure in 2023, including 27,230 children.
- 48.7% of households receiving SNAP benefits had children.

## Housing

- **540** children, from birth to three-years-old, experienced homelessness in 2023 (2.22%)
- **36.1%** of households receiving the Low Income Housing Tax Credit reported having at least one member under 18 in 2023
- **21%** of children lived in households with a high housing cost burden in 2023
- **1,191** total Wyoming residents living in public housing in 2025

### Total Urban vs. Rural Population of Wyoming, 2020



# Wyoming's Children

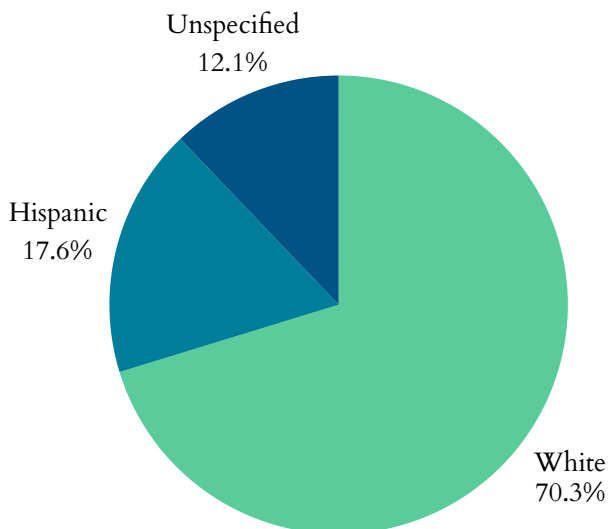
## Health

- **539** low birth-weight babies (<5.5lbs) born in 2023 (9.0% of births).
- **585** preterm births (<37wks) in 2023 (7.8% of births).
  - 7.16% of all White babies
- **246** births to mothers aged 15-19 in 2023 – a rate of 13 in every 1,000 teen girls.
- **22** infants aged <1yr died in 2023 – a rate of 3.7 per 1,000.

## Maternal Mortality

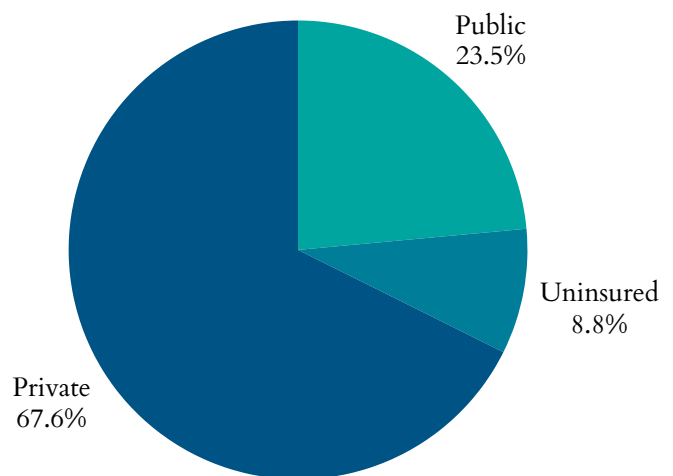
- From 2018 to 2022, **7** Wyoming women died while pregnant, or within 42 days post pregnancy from any cause relating to or aggravated by said pregnancy, excluding accidents and incidents
- For every 100,000 live births in Wyoming, there is an unknown number of maternal deaths

### Percentage of All Preterm Births by Race or Ethnicity, 2023



- **12,000** children had no health insurance in 2024 (20% increase from 2023).
- **32,000** children were enrolled in Medicaid in 2024 (38.9% increase from 2023).
- **4,996** children in Wyoming were in the state Children Health Insurance Program (CHIP) in 2021 (270% increase from 2020).

### Health Insurance Coverage for Children, 2024



## Medicaid Expansion

Wyoming is not a Medicaid expansion state.

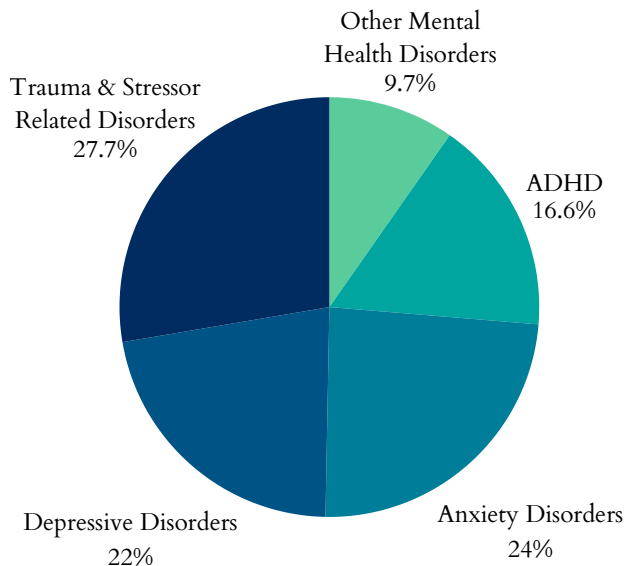


# Wyoming's Children

## Zero to Three

- **58.0%** of babies live above low-income
- **25.9%** of babies live at low income
- **16.1%** of babies live in poverty
- **5.6%** of babies live in deep poverty
- **81.6%** of new parents have at least one parent working full time

### Top 5 Mental Health Diagnoses Among Children, 2023



### Prenatal Substance Exposure

- In 2024, Wyoming reported **0** infants screened-in with prenatal substance exposure.
- Wyoming did not report on plans of safe care for screened-in infants.

### Family First

Plan approved on **February 15, 2023** by the administration

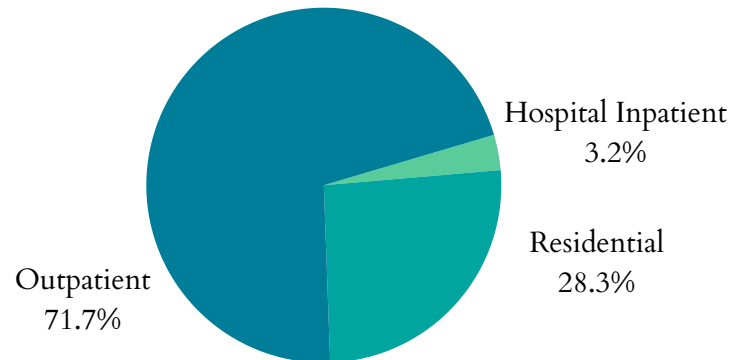
## Teens & Youth

- **2,000** youth (16-19yrs) were not in school nor working in 2024 (5%)
- **10** children <19yrs were killed by a firearm in Wyoming in 2024.

## Mental Health

- **3,145** children received mental health treatment in Wyoming in 2023 (0.2%)
- From 2021 to 2023, there were **30.6** deaths from suicide per 100,000 adolescents aged 15-19 in Wyoming.

### Treatment Type for Youth with Substance Use Disorder, 2024



## Substance Use

- From 2015 to 2019, an average of **3,187** children in Wyoming (1.6% of the state's child population) lived with parents having a substance use disorder.
- On March 29, 2024, **548** clients 18 and under were in treatment for SUD.

