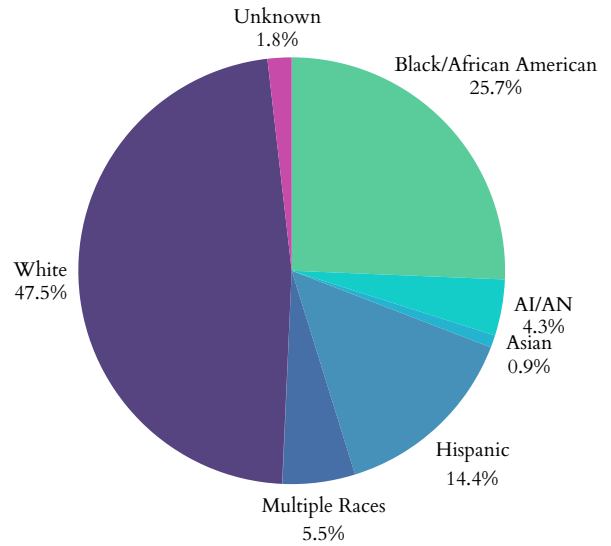


# Wisconsin's Children

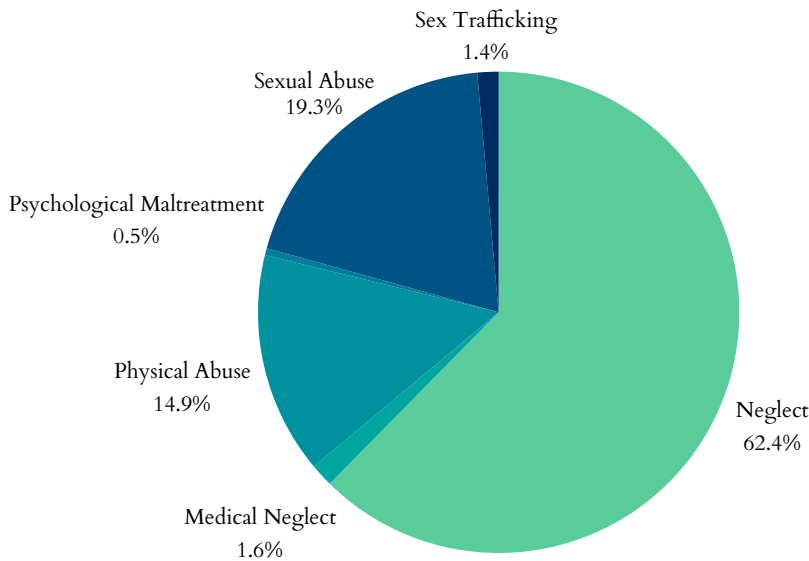
## Child Maltreatment

- In 2024, Wisconsin had **70,965** total referrals for child abuse and neglect. Of those, 20,145 were screened in for response by CPS.
- **3,407** were child victims of abuse or neglect, at a rate of 2.7 children per 1,000 (18.4% decrease since 2020).
- Of the 3,407 children, 2,930 were first-time victims.
- Largest age group of victims = **<1 years**, representing 366 of the 3,407 cases.

## Child Victims by Race or Ethnicity, 2024



## Types of Maltreatment Victims, 2024



## Perpetrators of child maltreatment (2024):

- **63.3%** = parents of the child.
- **36.7%** = non-parents or unknown relationship.

## Child victims (2024):

- **53%** = female; **47%** = male.

- Child fatalities increased from **22** in 2023 to **27** in 2024.
- Wisconsin reported **55** total child victims of sex trafficking.
- Post-response services given to **1,490** victims and **1,982** non-victims.

## Workforce

There are **5,290** child, family, and school social workers in Wisconsin with a mean wage of **\$29.31** (compared to Wisconsin's 2024 minimum wage: **\$7.25**)

## Age Distribution of Maltreatment Victims, 2024

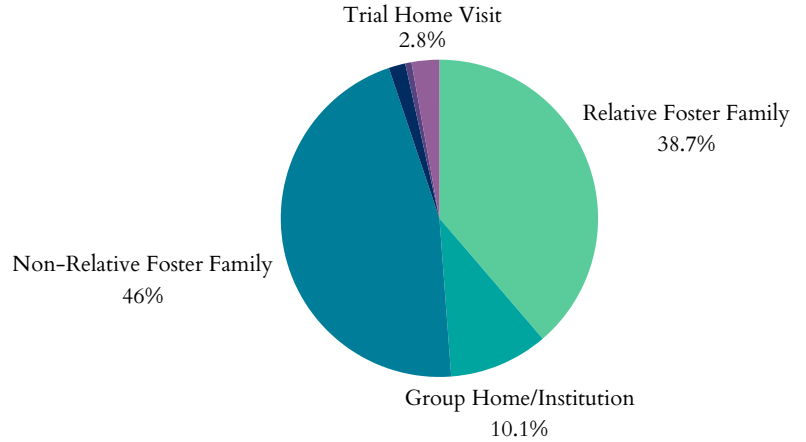


# Wisconsin's Children

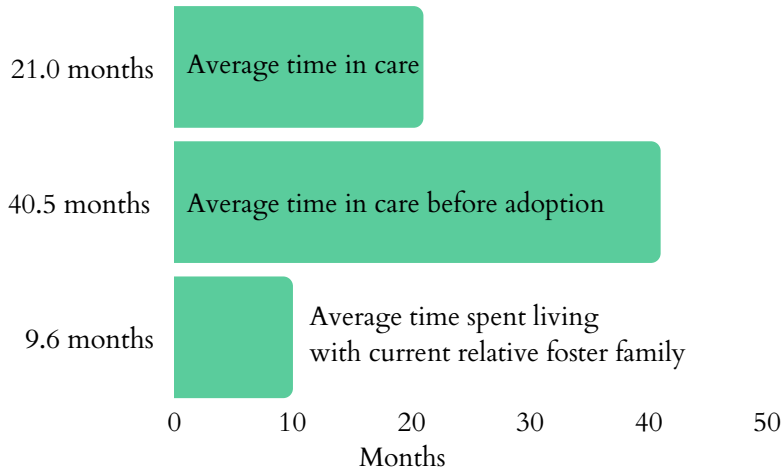
## Foster Care and Adoptions

- **9,347** total children were served by the foster care system in FY 2024.
- **6,004** in care as of 09/30/2024.
- During FY 2024, **3,186** children entered care and **3,343** exited.
- **593** children were adopted; **1,095** were waiting to be adopted.
- **4.06%** decrease in the number of children in care and a **17.94%** decrease in the number of children adopted from care from FY 2023 to 2024.

### Where are Children in Foster Care Staying? 2023



### Duration in Care, 2023



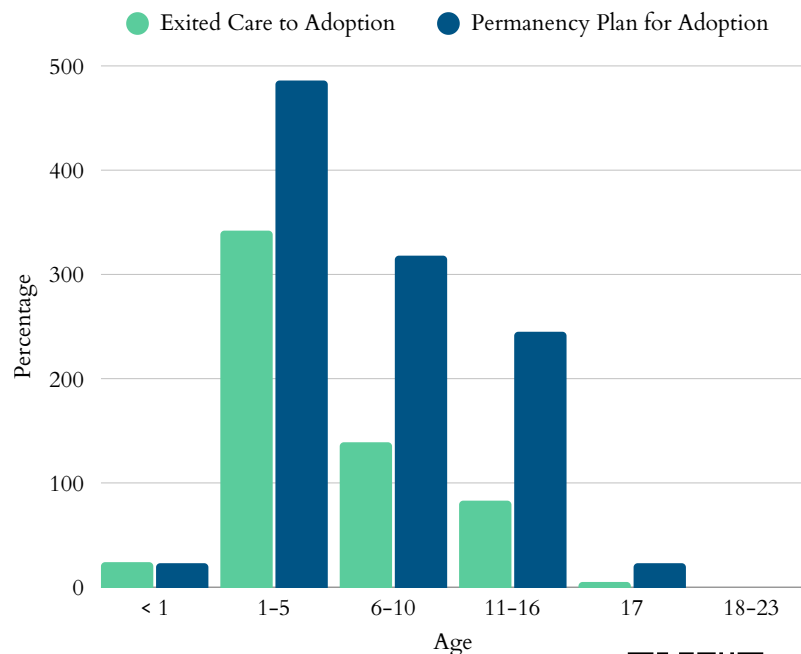
- In 2023, **2,867** children were living with non-relative foster family; **2,412** lived with a relative.
- **629** children were staying in group homes or institutions
- There are **61,575** grandparents living with their grandchildren under 18. Of these, **34.2%** are responsible for their grandchildren.

In 2024, **218** children transitioned from foster care to independence. This is a **2.83%** increase from **206** in 2023.

### Juvenile Justice

- **26,973** total arrests for youth under 18 in 2023
- A total of **399** youth were in a correctional placement in 2023; a **4.23%** decrease since 2021
  - **22.6%** of the youth are ≤ 14 years old
    - **53.34%** are Black youth
    - **36.67%** are White youth
  - **85.7%** males and **14.3%** females
- Black youth represent **55.6%** of all correctional placements; **28.8%** for White youth in 2023

### Age Distribution of Adoptions, 2024

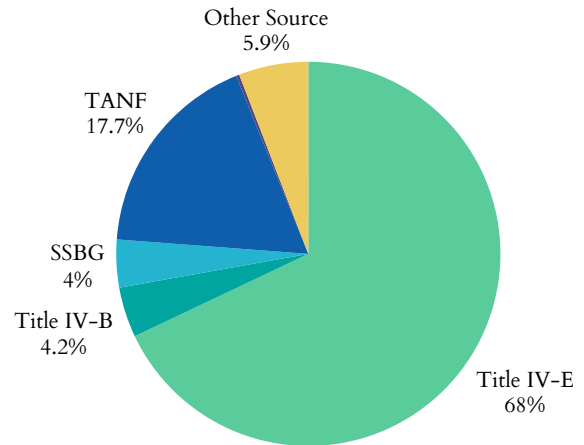


# Wisconsin's Children

## Funding for Child Welfare Services

- Wisconsin spent **\$641,728,77** on child welfare services in 2022
  - Child welfare services = direct and administrative services
- **\$234,092,886** = from the federal government
- **\$401,362,692** = from state and local funds

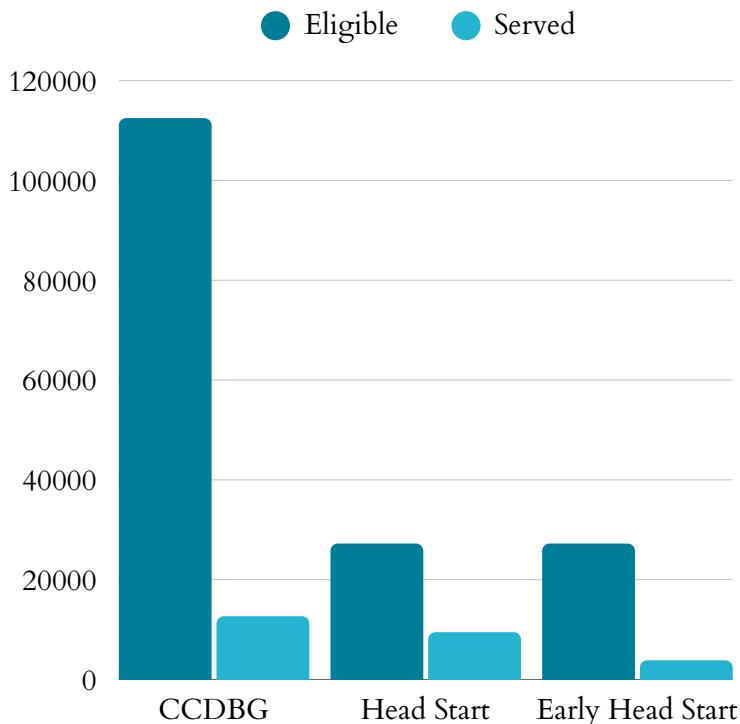
## Federal Funding Sources, 2022



The significant funding sectors of the **\$234,092,886** in federal funding received in Wisconsin in 2022:

- **\$90,150,794** as part of the Title IV-E Total Foster Care Program.
- **\$51,000,565** as part of the Title IV-E Adoption Assistance Program.
- Wisconsin's sum of expenditures for Social Service Block Grants in 2022 was **\$42,999,987**

## Child Care & Early Learning



- **35%** of Head Start eligible children are served
- **14%** of Early Head Start eligible children are served
- **11%** of Child Care & Development Block Grant eligible children 5 and under are served

- **\$17,963** annual cost of center-based infant care
- **\$12,319** annual cost of home-based infant care

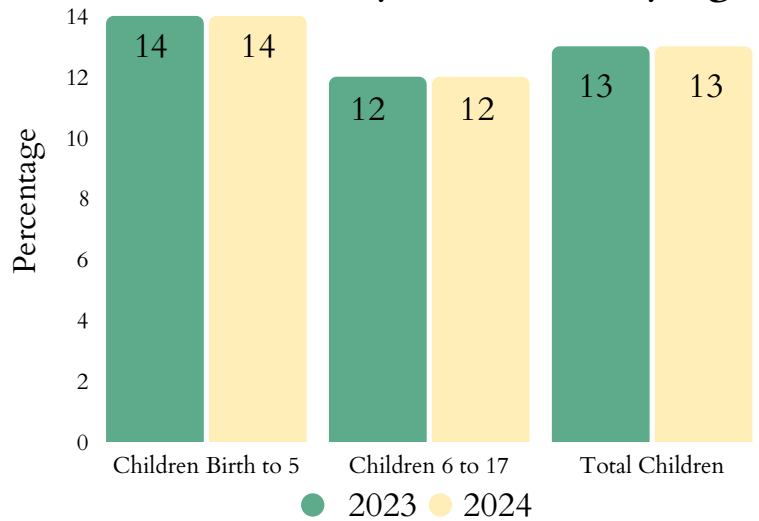


# Wisconsin's Children

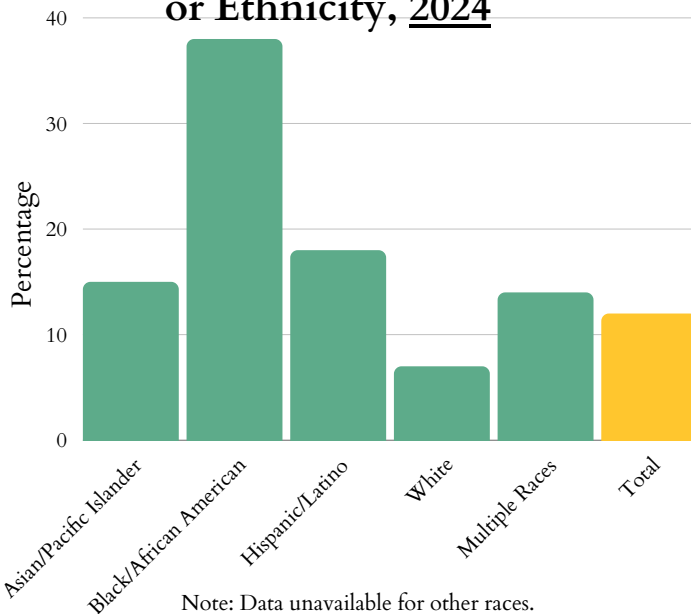
## Child Poverty

- **247,000** children lived with parents who lacked secure employment in 2023 (20% of all children).
- Average number of TANF recipients fell from **23,525** in 2024 to **22,982** in 2025 (2.36% decrease).

### Child Poverty Over Time by Age



### Child Poverty by Race or Ethnicity, 2024

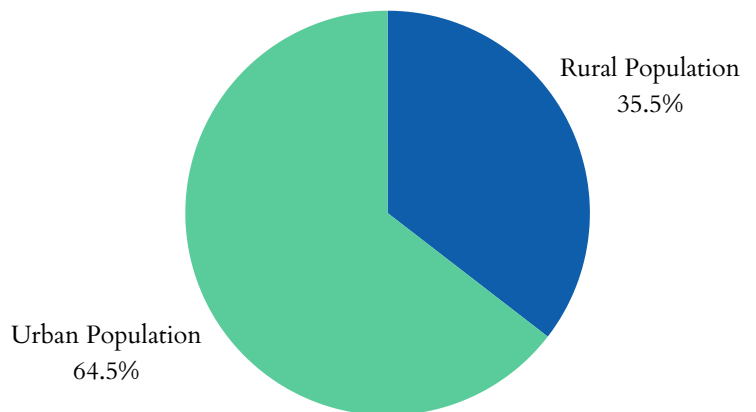


- The state spent **\$31,652,859** on WIC in 2025, serving **94,734** people: a 2.67% increase in total participants and 1.93% increase in spending since 2024.
- **694,710** people were food insecure in 2023, including 202,600 children.
- 37.2% of households receiving SNAP benefits had children.

## Housing

- **6,482** children, from birth to three-years-old, experienced homelessness (2.64%)
- **25.7%** of households receiving the Low Income Housing Tax Credit reported having at least one member under 18
- **22%** of children lived in households with a high housing cost burden.
- **16,391** total Wisconsin residents living in public housing

### Total Urban vs. Rural Population of Wisconsin, 2020



# Wisconsin's Children

## Health

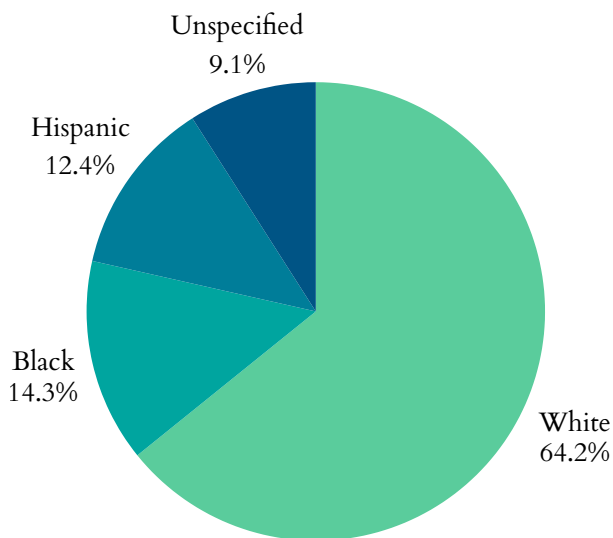
- **4,685** low birth-weight babies (<5.5lbs) born in 2023 (7.8% of births).
- **5,922** preterm births (<37wks) in 2023 (10.8% of births).
  - 9.18% of all White babies
  - 15.2% of all Black babies
- **1,882** births to mothers aged 15-19 in 2023 — a rate of 10 in every 1,000 teen girls.
- **348** infants aged <1yr died in 2023 — a rate of 5.8 per 1,000.

## Maternal Mortality

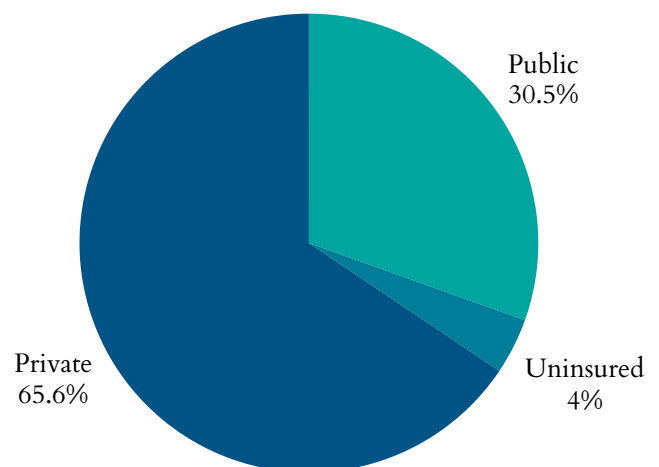
- From 2018 to 2022, **41** Wisconsin women died while pregnant, or within 42 days post pregnancy from any cause relating to or aggravated by said pregnancy, excluding accidents and incidents
- For every 100,000 live births in Wisconsin, there are **13** maternal deaths

- **55,000** children had no health insurance in 2024 (1.85% increase from 2023).
- **421,000** children were enrolled in Medicaid in 2024 (5.61% increase from 2023).
- **108,981** children in Wisconsin were in the state Children Health Insurance Program (CHIP) in 2021 (37% decrease from 2020).

### Percentage of All Preterm Births by Race or Ethnicity, 2023



### Health Insurance Coverage for Children, 2024



## Medicaid Expansion

Wisconsin is not a Medicaid expansion state.



# Wisconsin's Children

## Zero to Three

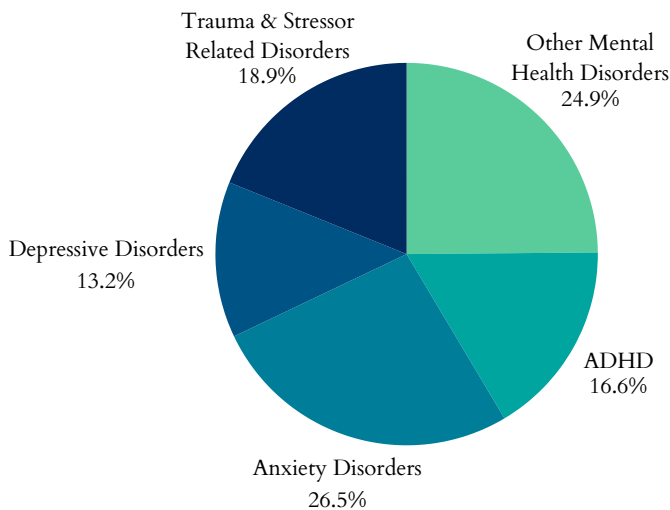
- 67.5% of babies live above low-income
- 17.3% of babies live at low income
- 15.2% of babies live in poverty
- 7.4% of babies live in deep poverty
- 79.5% of new parents have at least one parent working full time

## Teens & Youth

- 16,000 youth (16-19yrs) were not in school nor working in 2024 (5%)
- 59 children <19yrs were killed by a firearm in Wisconsin in 2024.

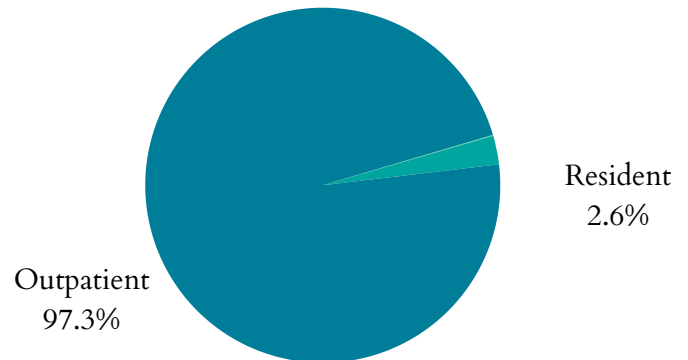
## Mental Health

### Top 5 Mental Health Diagnoses Among Children, 2023



- 13,407 children received mental health treatment in Wisconsin in 2023 (0.7%)
- From 2021 to 2023, there were 11.6 deaths from suicide per 100,000 adolescents aged 15-19 in Wisconsin.

### Treatment Type for Youth with Substance Use Disorder, 2024



## Prenatal Substance Exposure

- In 2024, Wisconsin did not report the number of infants screened in with prenatal substance exposure.
- Plans of safe care for screened-in infants were not reported.

## Substance Use

- From 2015 to 2019, an average of 32,758 children in Wisconsin (1.6% of the state's child population) lived with parents having a substance use disorder.
- On March 29, 2024, 1,110 clients 18 and under were in treatment for SUD.

## Family First

- Plan approved October 1, 2021
- In 2023, 0 children were served
- \$742,562 pulled down in federal dollars from Title IV-E
  - \$742,562 (100% in admin/training costs)
  - \$ 0 (0% in direct-service costs)

