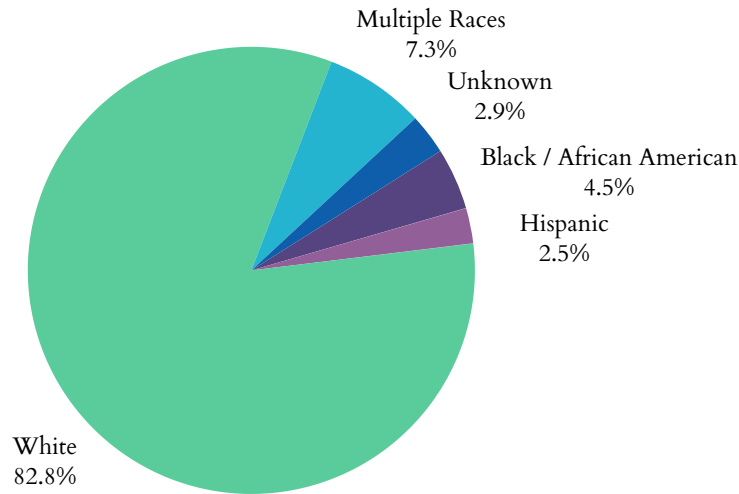


West Virginia's Children

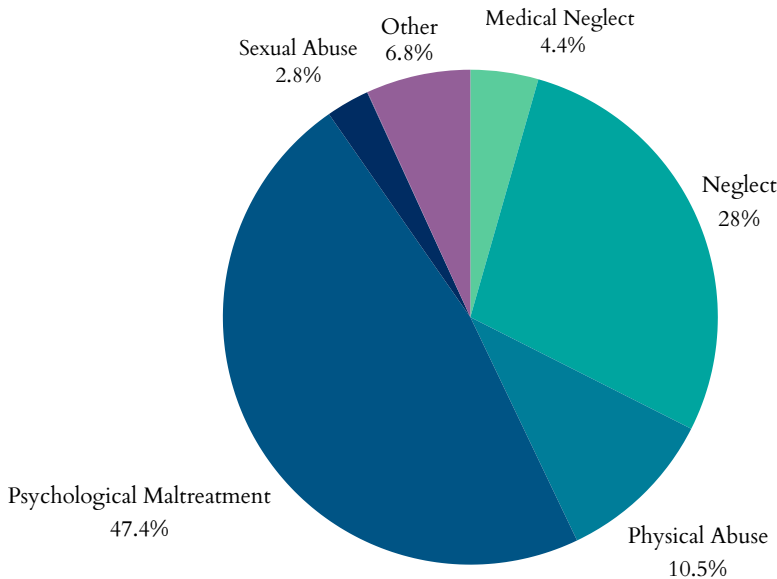
Child Maltreatment

- In 2024, West Virginia had **40,718** total referrals for child abuse and neglect. Of those, **23,906** were screened in for response by CPS.
- **5,110** child victims of abuse or neglect, at a rate of **14.7** children per 1,000 (**16.4%** decrease since 2020)
- Of the 5,110 children, **4,902** were first-time victims.
- Largest age group of victims **<1 years**, representing **707** of the 5,110 cases.

Child Victims by Race or Ethnicity, 2024



Types of Maltreatment Victims, 2024



Perpetrators of child maltreatment (2024):

- **81.8%** = parents of the child.
- **18.2%** = non-parents or unknown relationship.

Child victims (2024):

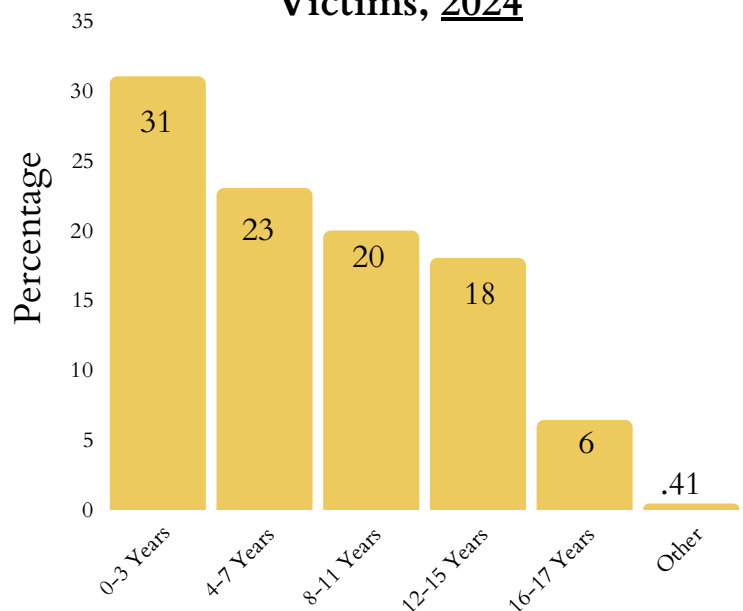
- **49%** = female; **51%** = male.

- Child fatalities increased from **8** in 2023 to **13** in 2024.
- West Virginia reported **3** total child victims of sex trafficking.
- Post-response services given to **3,391** victims and **3,041** non-victims.

Workforce

There are **2,370** children, family, and school social workers in West Virginia with a mean wage of **\$24.02** (compared to West Virginia's 2024 minimum wage: **\$8.75**)

Age Distribution of Maltreatment Victims, 2024

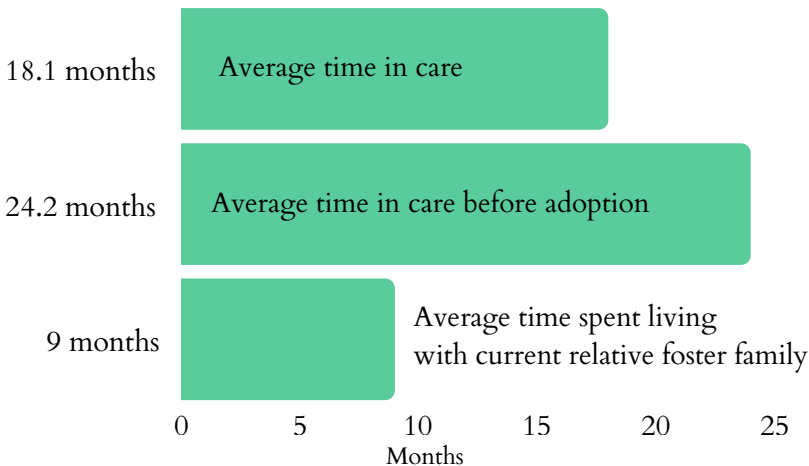


West Virginia's Children

Foster Care and Adoptions

- **10,306** total children were served by the foster care system in FY 2024.
- **6,508** children in care as of 09/30/2024.
- During FY 2024, **4,310** children entered care and **3,797** exited.
- **1,085** children were adopted; **1,341** were waiting to be adopted.
- **5.94%** increase in the number of children in care and a **26.14%** decrease in the number of children adopted from care from FY 2023 to 2024.

Duration in Care, 2023

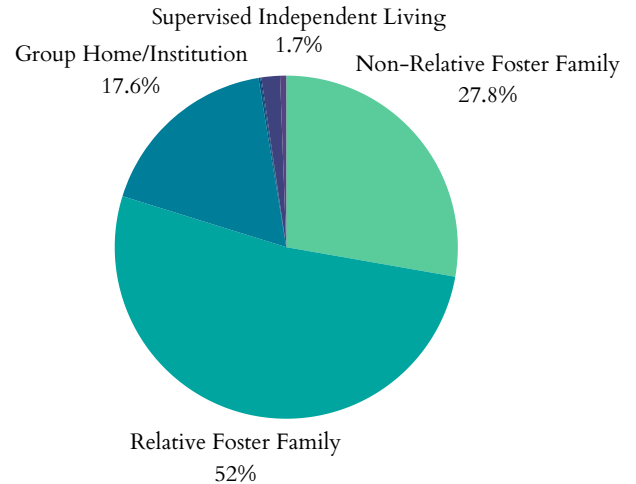


In FY 2024, **258** children transitioned from foster care to independence. This is a **6.6%** increase from **242** in FY 2023.

Juvenile Justice

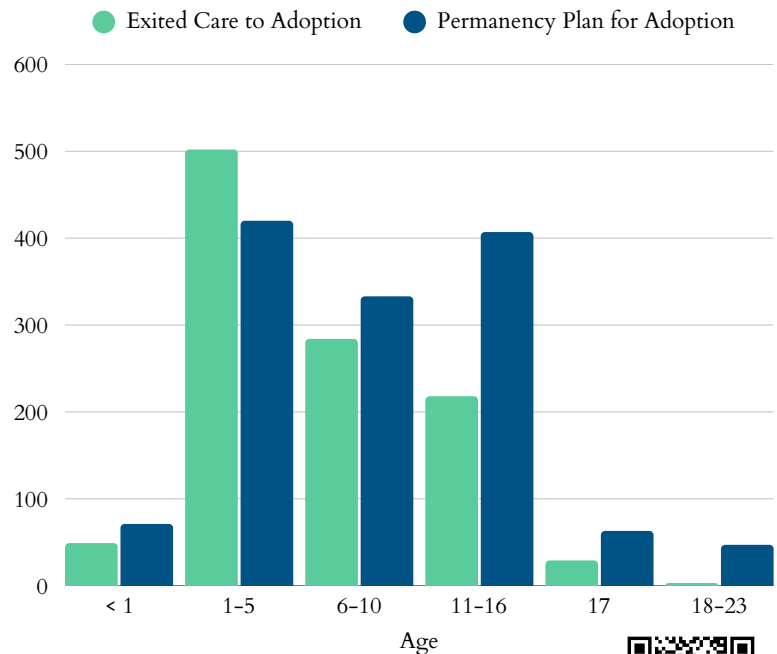
- **554** total arrests for youth under 18 in 2023
- A total of **414** youth were in a correctional placement in 2023; a **20%** increase since 2021
 - **16.67%** of the youth are ≤ 14 years old
 - **13%** are Black youth
 - **87%** are White youth
 - **72.5%** males and **27.5%** females
- Black youth represent **13%** of all correctional placements; **80%** for White youth in 2023

Where are Children in Foster Care Staying? 2023



- In 2023, **2,005** children were living with non-relative foster families; **3,759** lived with a relative.
- **1,271** children were staying in group homes or institutions; **7** children were classified as runaways.
- There are **37,894** grandparents living with their grandchildren under 18. Of these, **48.4%** are responsible for their grandchildren.

Age Distribution of Adoptions, 2024

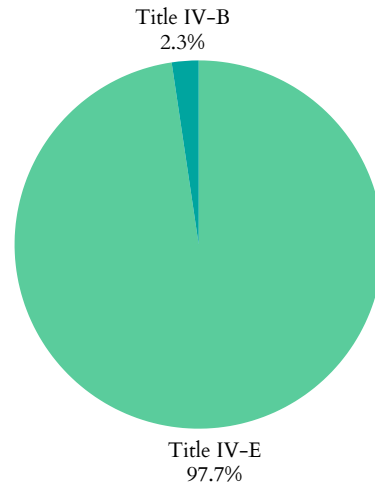


West Virginia's Children

Funding for Child Welfare Services

- West Virginia spent **\$240,373,152.54** on child welfare services in 2022*.
 - Child welfare services = direct and administrative services
- **\$172,859,789** = from the federal government .
- **\$67,513,363.54**= from state and local funds.

Federal Funding Sources, 2022*

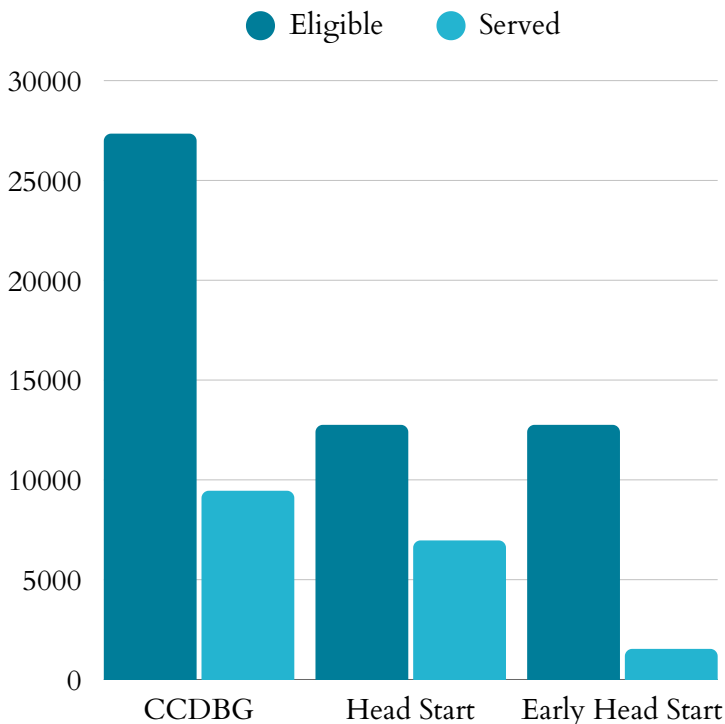


The significant funding sectors of the **\$132,978,431.00** in federal funding received in West Virginia in 2022*:

- **\$83,986,572.00** as part of the Title IV-E Total Foster Care Program.
- **\$77,575,389** as part of the Title IV-E Adoption Assistance Program.
- West Virginia's sum of expenditures for Social Service Block Grants in 2022 was **\$19,592,485**.

*West Virginia's child welfare funding data is estimated based on HHS data.

Child Care & Early Learning



- **55%** of Head Start eligible children are served
- **12%** of Early Head Start eligible children are served
- **35%** of Child Care & Development Block Grant eligible children 5 and under are served

- **\$10,439** annual cost of center-based infant care
- **\$8,565** annual cost of home-based infant care

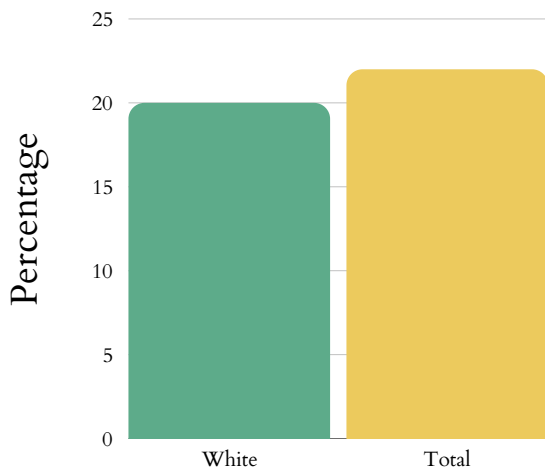


West Virginia's Children

Child Poverty

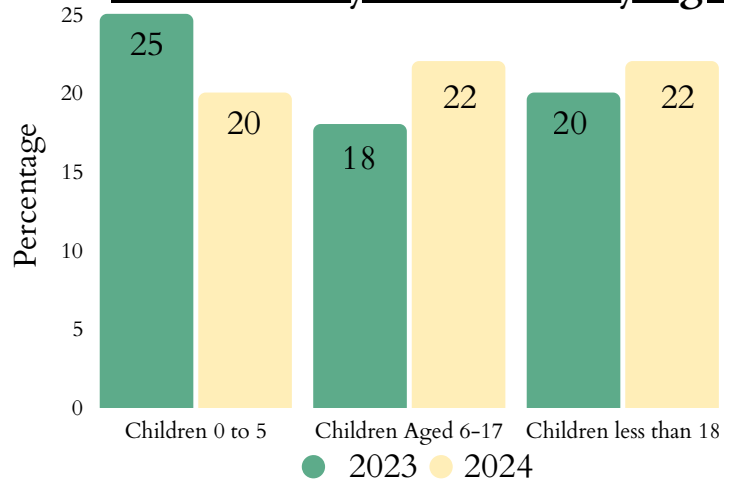
- 104,000 children lived with parents who lacked secure employment in 2023 (30% of all children).
- Average number of TANF recipients rose from 8,791 in 2024 to 9,172 in 2025 (4.33% increase).

Child Poverty by Race or Ethnicity, 2024



Note: Data unavailable for other races.

Child Poverty Over Time by Age

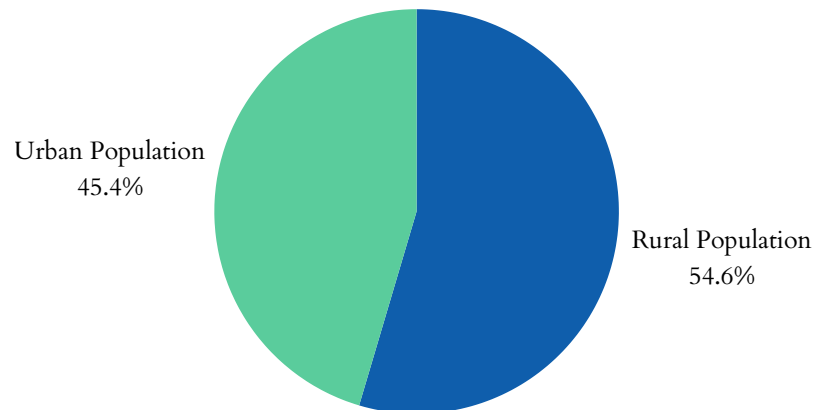


- The state spent \$27,163,155 on WIC in 2025, serving 34,164 people: a 7.78% decrease in total participants and a 36.43% increase in spending since 2024.
- 277,720 people were food insecure in 2023, including 71,140 children.
- 37.3% of households receiving SNAP benefits had children.

Housing

- 4,517 children, from birth to three-years-old, experienced homelessness in 2023 (6.5%)
- 27.6% of households receiving the Low Income Housing Tax Credit reported having at least one member under 18 in 2023
- 19% of children lived in households with a high housing cost burden in 2023
- 10,691 total West Virginia residents living in public housing in 2025

Total Urban vs. Rural Population of West Virginia, 2020

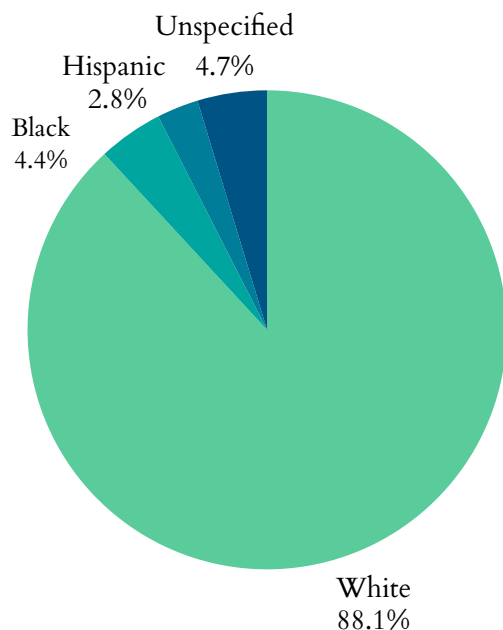


West Virginia's Children

Health

- 1,628 low birth-weight babies (<5.5lbs) born in 2023 (9.8% of births).
- 2,172 births (<37wks) in 2023 (13.1% of births).
 - 12.89% of all White babies
 - 16.58% of all Black babies
- 973 births to mothers aged 15-19 in 2023 – a rate of 18 in every 1,000 teen girls.
- 96 infants aged <1yr died in 2023 – a rate of 6 per 1,000.

Percentage of All Preterm Births by Race or Ethnicity, 2023



Medicaid Expansion

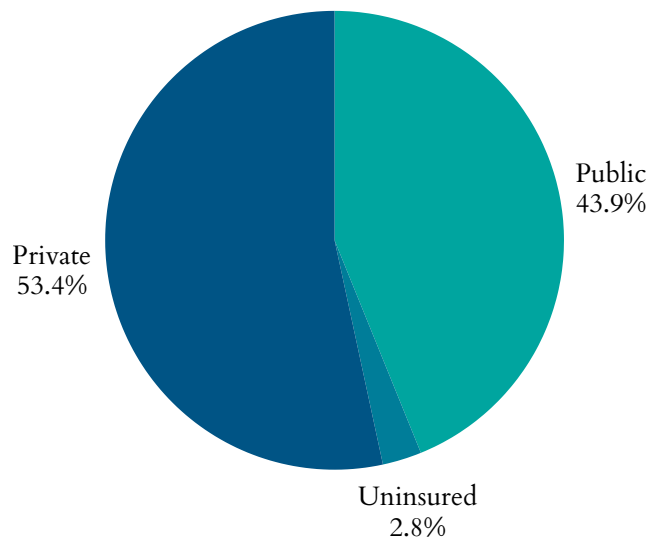
West Virginia has been a Medicaid expansion state since 1/1/2014.

Maternal Mortality

- From 2018 to 2022, 21 West Virginia women died while pregnant, or within 42 days post pregnancy from any cause relating to or aggravated by said pregnancy, excluding accidents and incidents
- For every 100,000 live births in West Virginia, there are 24 maternal deaths

- 11,000 children had no health insurance in 2024.
- 175,000 children were enrolled in Medicaid in 2024 (2.3% increase from 2023).
- 34,417 children in West Virginia were in the state Children Health Insurance Program (CHIP) in 2021 (6.7% decrease from 2020).

Health Insurance Coverage for Children, 2024

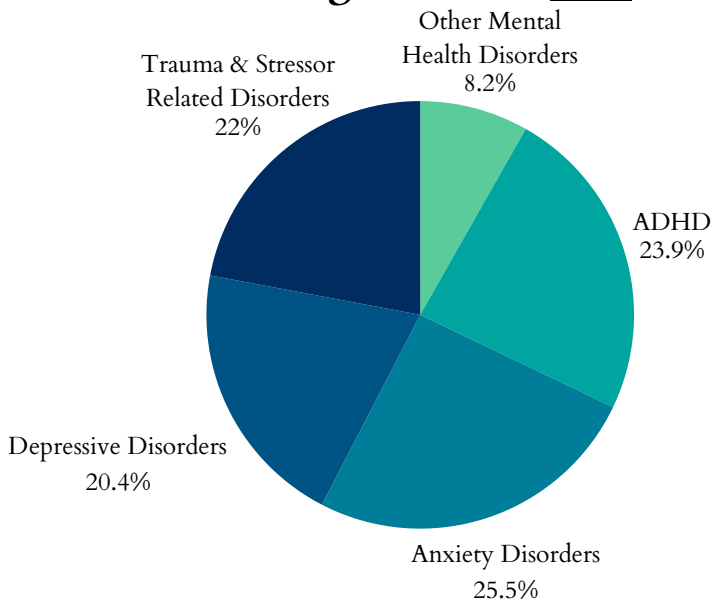


West Virginia's Children

Zero to Three

- **50.7%** of babies live above low-income
- **25.8%** of babies live at low income
- **23.6%** of babies live in poverty
- **14.1%** of babies live in deep poverty
- **70.6%** of new parents have at least one parent working full time

Top 5 Mental Health Diagnoses Among Children, 2023



Prenatal Substance Exposure

- In 2024, West Virginia reported **310** infants screened in with prenatal substance exposure.
- West Virginia reported **228** plans of safe care for screened-in infants.

Family First

- Plan approved on **October 1, 2019**
- **546** children were served in 2023
 - \$825.61 spent per child on direct-services
- **\$66,875** pulled down in federal dollars from Title IV-E
 - \$0 (0% in admin/training costs)
 - \$66,875 (100% in direct-service costs)

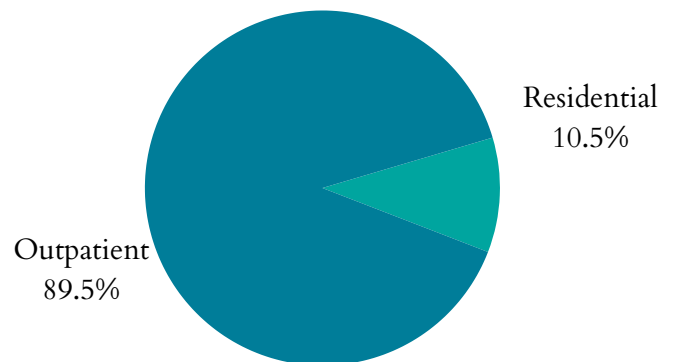
Teens & Youth

- **77,000** youth (16-19yrs) were not in school nor working in 2024 (8%)
- **15** children out of 100,000 <19yrs were killed by a firearm in West Virginia in 2024.

Mental Health

- **1,060** children received mental health treatment in West Virginia in 2023 (0.1%)
- In 2021 to 2023, there were **9.2** deaths from suicide per 100,000 adolescents aged 15-19 in West Virginia.

Treatment Type for Youth with Substance Use Disorder, 2024



Substance Use

- From 2015 to 2019, an average of **10,196** children in West Virginia (1.9% of the state's child population) lived with parents having a substance use disorder.
- On March 29, 2024, **448** clients 18 and under were in treatment for SUD.

