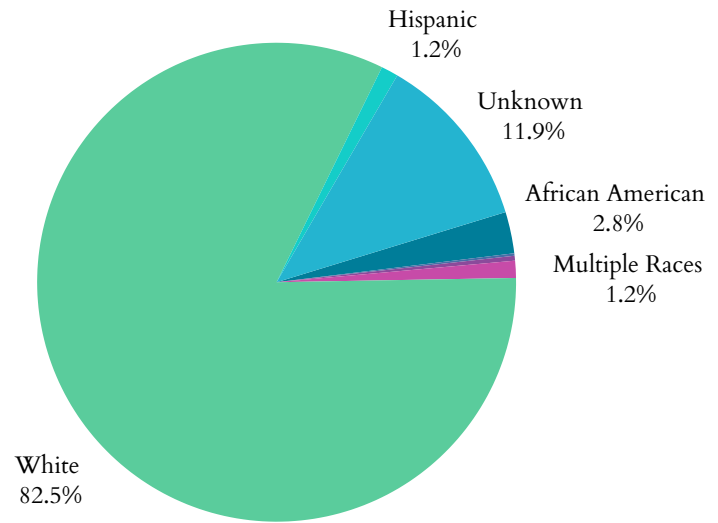


# Vermont's Children

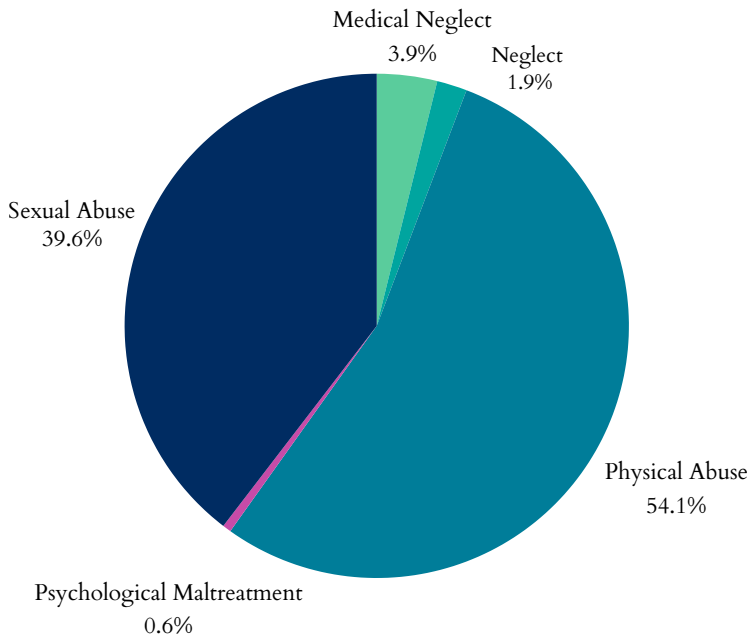
## Child Maltreatment

- In 2024, Vermont had **19,107** total referrals for child abuse and neglect. Of those, **3,219** were screened in for response by CPS.
- **607** child victims of abuse or neglect, at a rate of **5.4** children per 1,000 (**14.5%** increase since 2020).
- Of the **607** children, **494** were first-time victims.
- Largest age group of victims = **14 to 15 years**, representing **100** of the **607** cases.

## Child Victims by Race or Ethnicity, 2024



## Types of Maltreatment Victims, 2024



## Perpetrators of child maltreatment (2024):

- **52.1%** = parents of the child.
- **47.9%** = non-parents or unknown relationship.

## Child victims (2024):

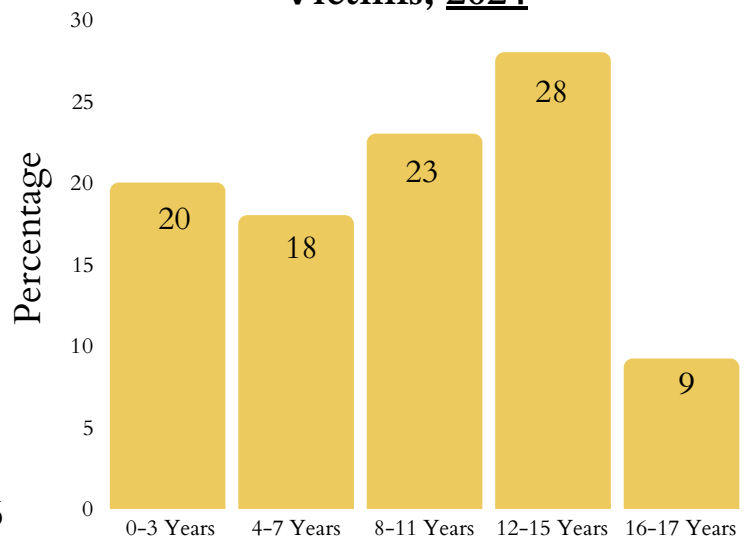
- **63%** = female; **37%** = male.

- Child fatalities decreased from **3** in 2023 to **2** in 2024.
- Vermont reported **0** total child victims of sex trafficking.
- Post-response services given to **193** victims and **516** non-victims.

## Workforce

There are **540** children, family, and school social workers in Vermont with a mean wage of **\$31.47** (compared to Vermont's 2024 minimum wage: **\$13.67**)

## Age Distribution of Maltreatment Victims, 2024

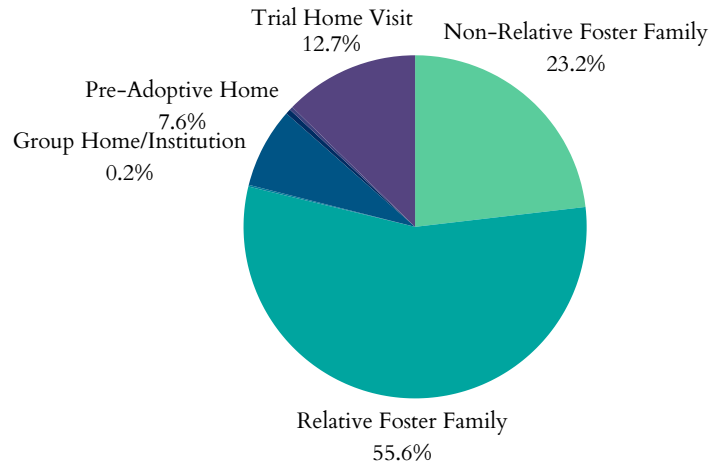


# Vermont's Children

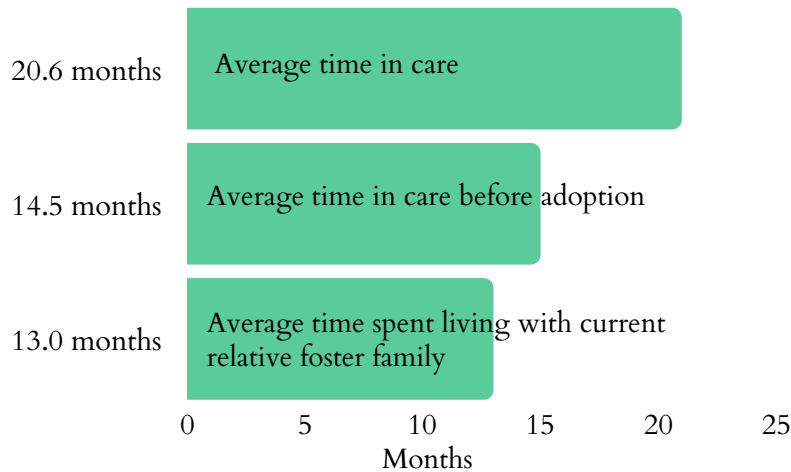
## Foster Care and Adoptions

- **486** total children were served by the foster care system in FY 2024.
- **905** children in care as of 09/30/2024.
- During FY 2024, **486** children entered care and **504** exited.
- **222** children were adopted; **3,301** were waiting to be adopted.
- **3.8%** decrease in the number of children in care and a **231.3%** increase in the number of children adopted from care from FY 2023 to 2024.

### Where are Children in Foster Care Staying? 2023



### Duration in Care, 2023



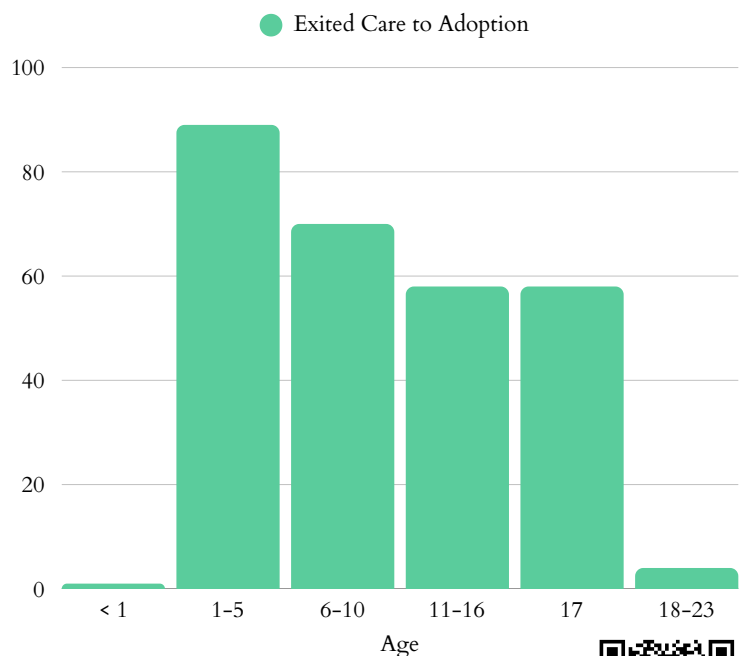
- In 2023, **144** children were living with non-relative foster families; **346** lived with a relative.
- **1** child was staying in a group home or institution; **3** children were classified as runaways.
- There are **7,109** grandparents living with their grandchildren under 18. Of these, **35.6%** are responsible for their grandchildren.

In FY 2024, **34** children transitioned from foster care to independence. This is a **70%** increase from **20** in FY 2023.

### Juvenile Justice

- **640** total arrests for youth under 18 in 2023
- A total of **6** youth were in a correctional placement in 2023; a increase from **0** in 2021
  - **50%** of the youth are  $\leq 14$  years old
    - **100%** are White youth
  - **100%** males and **0%** females
- Black youth represent **0%** of all correctional placements; **100%** for White youth in 2023

### Age Distribution of Adoptions, 2024

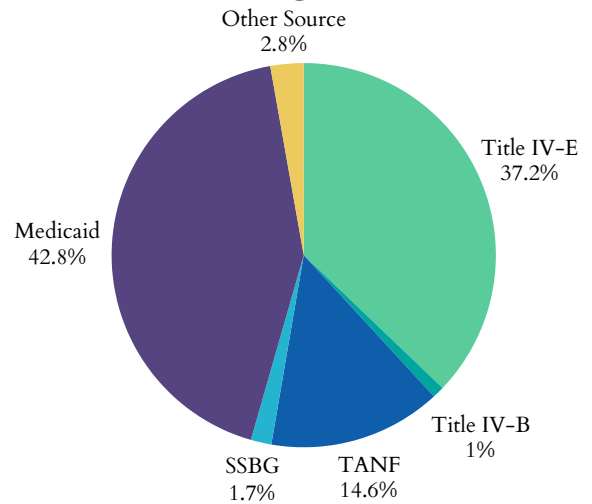


# Vermont's Children

## Funding for Child Welfare Services

- Vermont spent **\$106,782,085.80** on child welfare services in 2022.
  - Child welfare services = direct and administrative services
- **\$58,473,963.25** = from the federal government
- **\$47,788,711.96** = from state and local funds

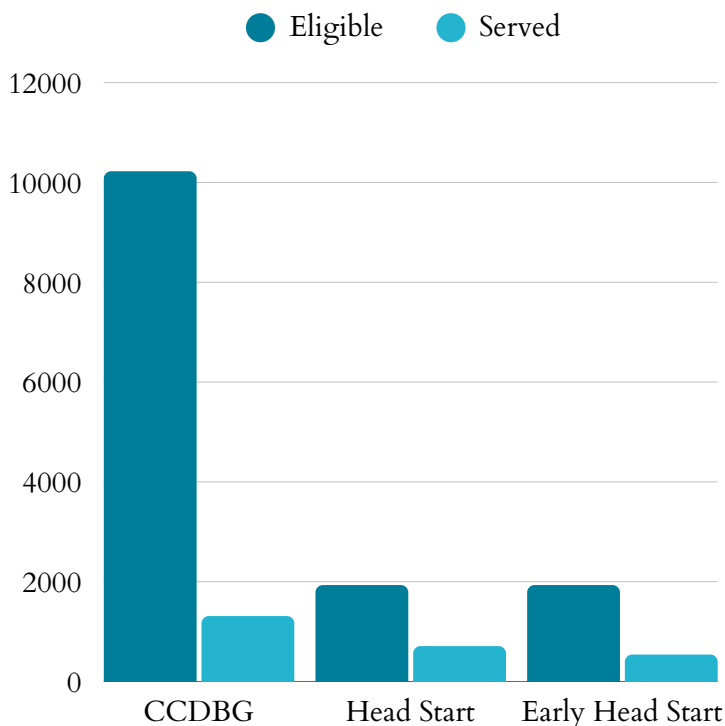
## Federal Funding Sources, 2022



The significant funding sectors of the **\$58,473,963.25** in federal funding received in Vermont in 2022:

- **\$8,980,720** as part of the Title IV-E Total Foster Care Program.
- **\$11,795,800** as part of the Title IV-E Adoption Assistance Program.
- Vermont's sum of expenditures for Social Service Block Grants in 2022 was **\$7,812,642**

## Child Care & Early Learning



- **37%** of Head Start eligible children are served
- **28%** of Early Head Start eligible children are served
- **13%** of Child Care & Development Block Grant eligible children 5 and under are served

- **\$18,710** annual cost of center-based infant care
- **\$12,395** annual cost of home-based infant care

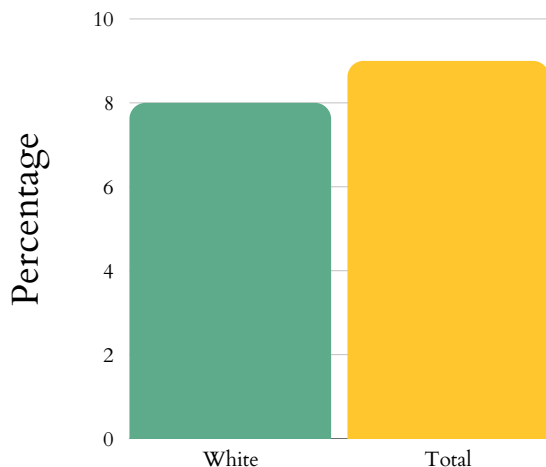


# Vermont's Children

## Child Poverty

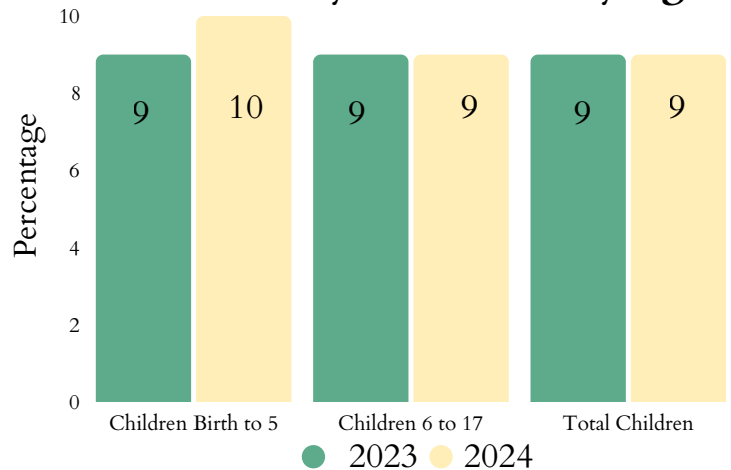
- **23,000** children lived with parents who lacked secure employment in 2023 (20% of all children)
- Average number of TANF recipients fell from **3,474** in 2024 to **3,258** in 2025 (6.6% decrease)

### Child Poverty by Race or Ethnicity, 2024



Note: Data unavailable for other races.

### Child Poverty Over Time by Age

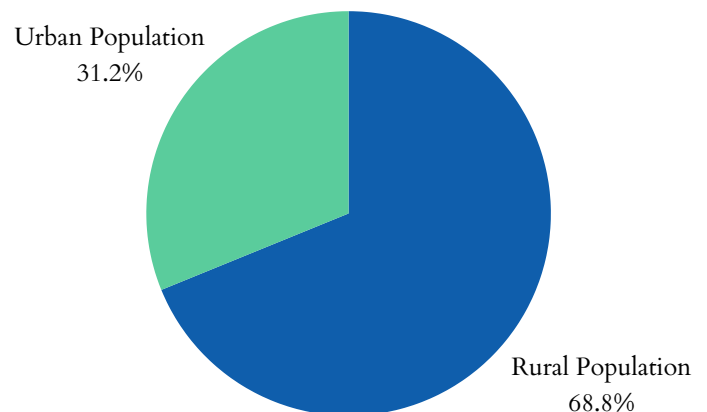


- The state spent **\$6,917,218** on WIC in 2025, serving **10,380** people: a 0.6% decrease in total participants and a 6.2% increase in spending since 2024.
- **79,010** people were food insecure in 2023, including **15,960** children.
- **29.6%** of households receiving SNAP benefits in 2023 had children.

## Housing

- **476** children, from birth to three-years-old, experienced homelessness in 2023 (2.21%)
- **25.7%** of households receiving the Low Income Housing Tax Credit reported having at least one member under 18 in 2023
- **22%** of children lived in households with a high housing cost burden in 2023
- **555** total Vermont residents living in public housing in 2025

### Total Urban vs. Rural Population of Vermont, 2020

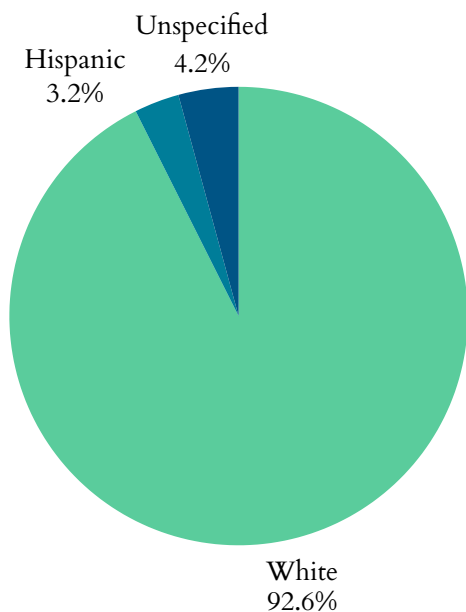


# Vermont's Children

## Health

- **359** low birth-weight babies (<5.5lbs) born in 2023 (7.1% of births).
- **388** preterm births (<37wks) in 2023 (7.6%)
  - 7.74% of all White babies
- **116** births to mothers aged 15-19 in 2023 – a rate of 6 in every 1,000 teen girls.
- **16** infants aged <1yr died in 2023

### Percentage of All Preterm Births by Race or Ethnicity, 2023



### Medicaid Expansion

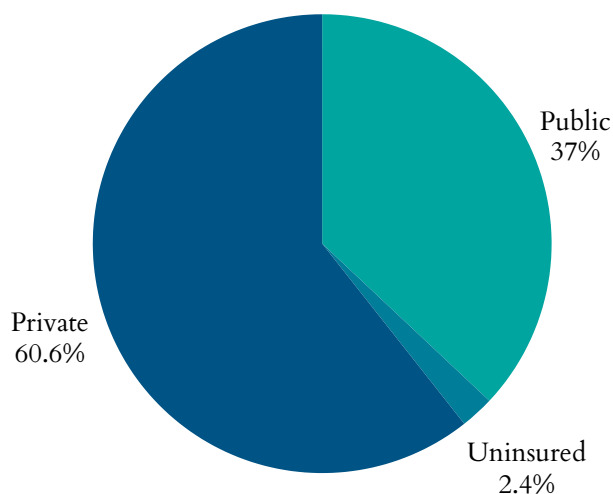
Vermont has been a **Medicaid expansion** state since 1/1/2014.

## Maternal Mortality

- From 2018 to 2022, **1** Vermont women died while pregnant, or within 42 days post pregnancy from any cause relating to or aggravated by said pregnancy, excluding accidents and incidents
- For every 100,000 live births in Vermont, there is an **unknown** number of maternal deaths

- **3,000** children had no health insurance in 2024 (approx. no change from 2023).
- **47,000** children were enrolled in Medicaid in 2024 (2.1% increase from 2023).
- **4,823** children in Vermont were in the state Children Health Insurance Program (CHIP) in 2021 (1.6% increase from 2020).

### Health Insurance Coverage for Children, 2024

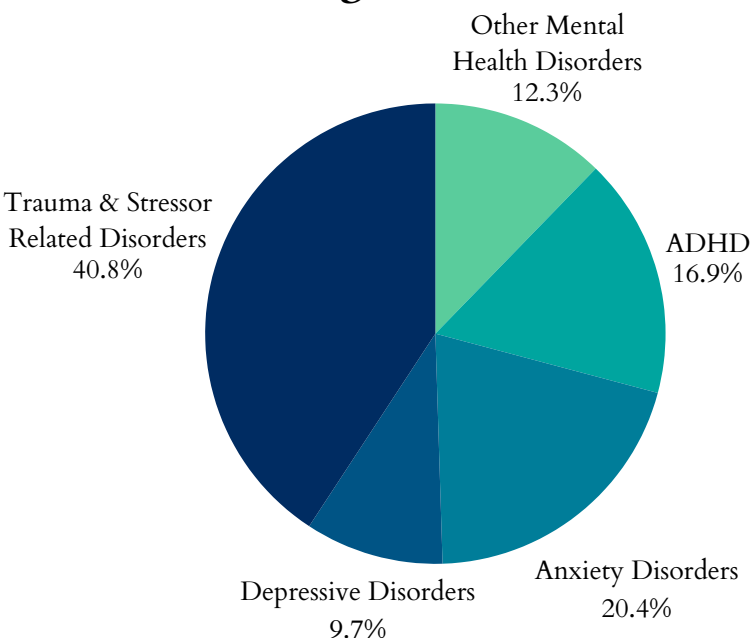


# Vermont's Children

## Zero to Three

- 72.4% of babies live above low-income
- 21.5% of babies live at low income
- 6.1% of babies live in poverty
- 4.1% of babies live in deep poverty
- 72.5% of new parents have at least one parent working full time

### Top 5 Mental Health Diagnoses Among Children, 2023



## Prenatal Substance Exposure

- In 2024, Vermont **did not report** the number of infants with prenatal substance exposure.
- Plans of safe care for substance exposed infants were not reported.

## Family First

- Plan approved on October 1, 2021
- In 2023, **0** children were served
- \$0 pulled down in federal dollars from Title IV-E

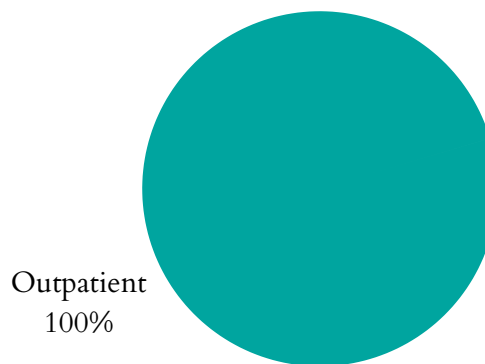
## Teens & Youth

- 2,000 youth (16-19yrs) were not in school nor working in 2024 (6%)
- Vermont **did not report** the number of children <19yrs that were killed by a firearm in 2024

## Mental Health

- 9,888 children received mental health treatment in Vermont in 2023 (**0.5%**)
- From 2021 to 2023, there were 13.5 from suicide per 100,000 adolescents aged 15-19 in Vermont.

### Treatment Type for Youth with Substance Use Disorder, 2023



## Substance Use

- From 2015 to 2019, an average of 4,855 children in Vermont (**2.8%** of the state's child population) lived with parents having a substance use disorder.
- On March 29, 2024, 117 clients 18 and under were in treatment for SUD.

