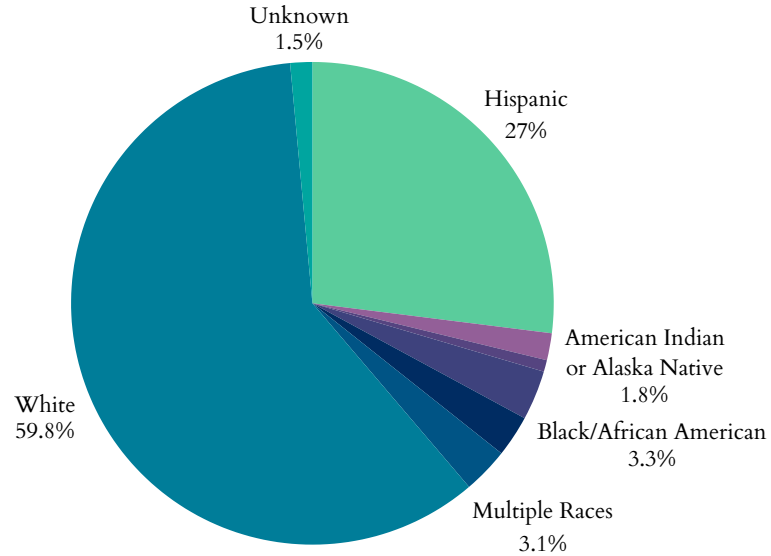


Utah's Children

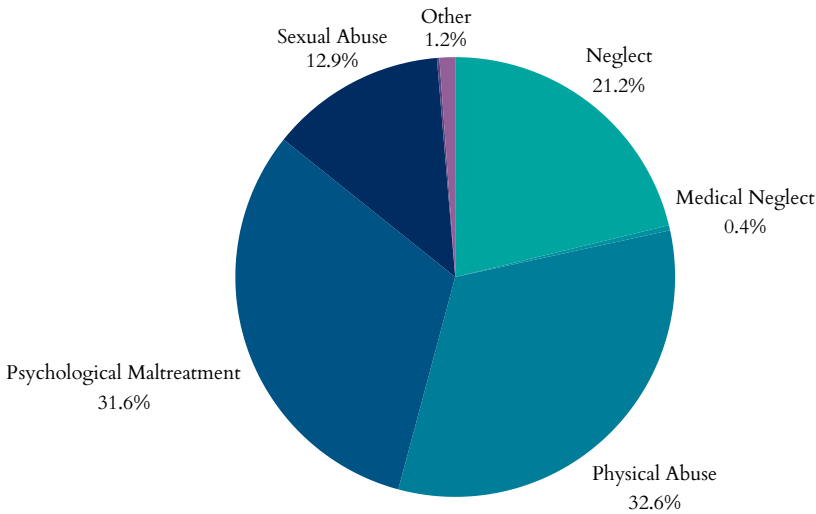
Child Maltreatment

- In 2024, Utah had **48,996** total referrals for child abuse and neglect. Of those, **22,193** were screened in for response by CPS.
- **8,742** child victims of abuse or neglect, at a rate of **9.4** children per 1,000 (**9.8%** decrease since 2020).
- Of the **8,742** children, **6,168** were first-time victims.
- Largest age group of victims = **<1 years**, representing **626** of the **8,742** cases.

Child Victims by Race or Ethnicity, 2024



Types of Maltreatment Victims, 2024



Perpetrators of child maltreatment (2024):

- **64.9%** = parents of the child.
- **35.1%** = non-parents or unknown relationship.

Child victims (2024):

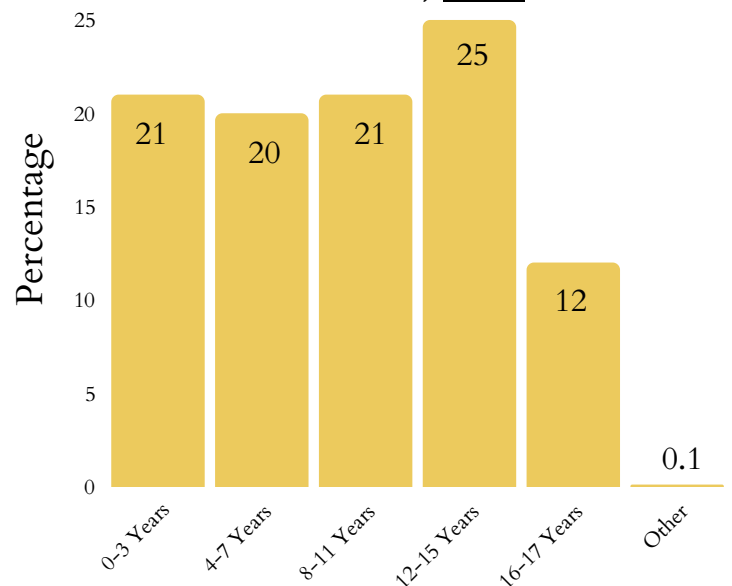
- **53.6%** = female; **46.4%** = male.

- Child fatalities decreased from **17** in 2023 to **7** in 2024
- Utah reported **20** total child victims of sex trafficking.
- Post-response services given to **7,250** victims and **13,086** non-victims.

Workforce

There are **1,830** children, family, and school social workers in Utah with a mean wage of **\$27.12** (compared to Utah's 2024 minimum wage: **\$7.25**)

Age Distribution of Maltreatment Victims, 2024

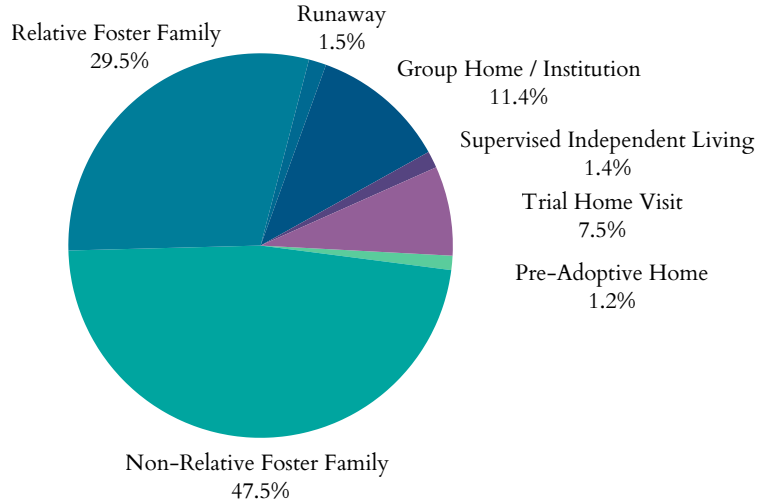


Utah's Children

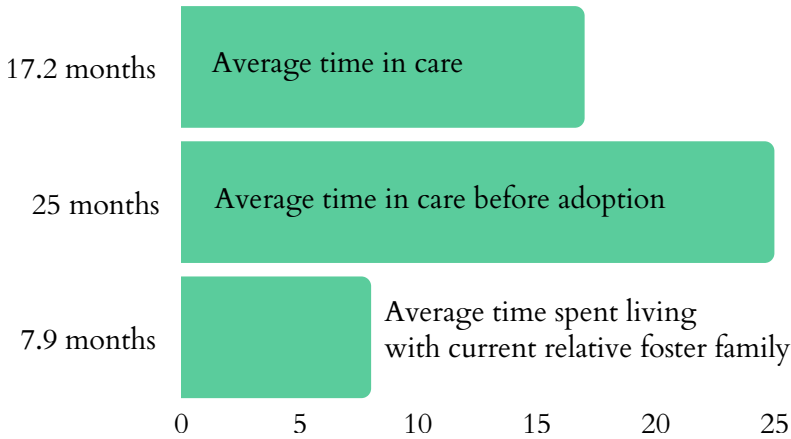
Foster Care and Adoptions

- **3,044** total children were served by the foster care system in FY 2024.
- **1,693** children in care as of 09/30/2024.
- During FY 2024, **1,244** children entered care and **1,351** exited.
- **361** children were adopted; **427** were waiting to be adopted.
- **7.35%** decrease in the number of children in care and a **14.82%** decrease in the number of children adopted from care from FY 2023-2024.

Where are Children in Foster Care Staying? 2023



Duration in Care, 2023



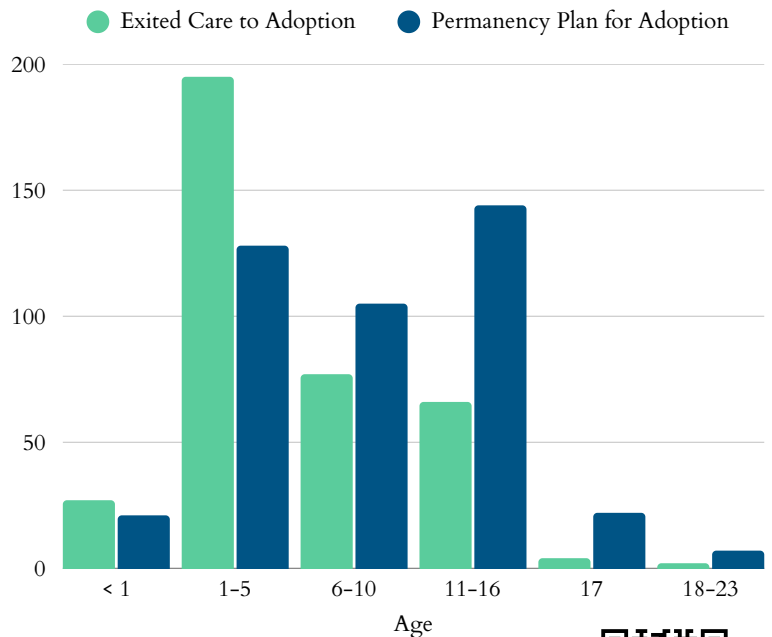
- In 2023, **873** children were living with non-relative foster families; **541** lived with a relative.
- **209** children were staying in group homes or institutions; **27** children were classified as runaways.
- There are **63,739** grandparents living with their grandchildren under 18. Of these, **23.5%** are responsible for their grandchildren.

In FY 2024, **102** children transitioned from foster care to independence. This is a **5.15%** increase from **97** in FY 2023.

Juvenile Justice

- **9,978** total arrests for youth under 18 in 2023
- A total of **255** youth were in a correctional placement in 2023; a increase of **51.78%** since 2021
 - **5.9%** of the youth are ≤ 14 years old
 - **0%** are Black youth
 - **40%** are White youth
 - **85.7%** males and **14.3%** females
- Black youth represent **9.4%** of all correctional placements; **43.4%** for White youth in 2023

Age Distribution of Adoptions, 2024

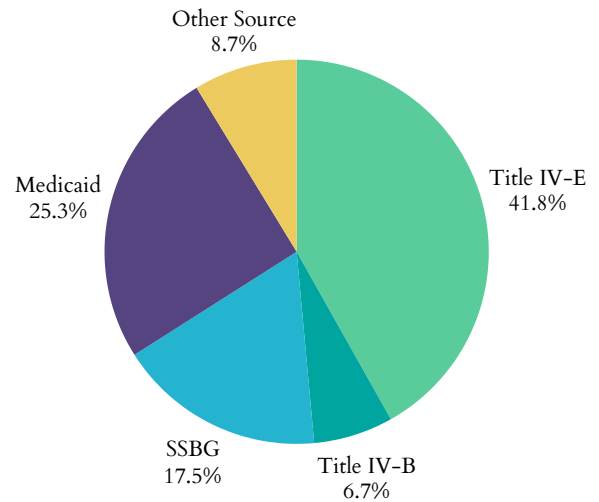


Utah's Children

Funding for Child Welfare Services

- Utah spent **\$231,909,785** on child welfare services in 2022.
 - Child welfare services = direct and administrative services
- **\$85,243,050** = from the federal government
- **\$141,749,667** = from state and local funds

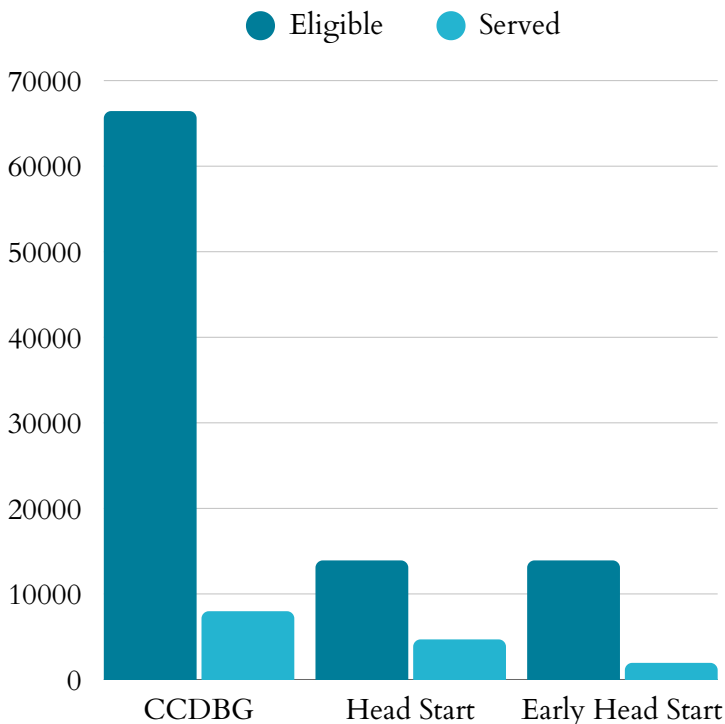
Federal Funding Sources, 2022



The significant funding sectors of the **\$85,243,050** in federal funding received in Utah in 2022:

- **\$20,300,862** as part of the Title IV-E Total Foster Care Program.
- **\$14,110,011** as part of the Title IV-E Adoption Assistance Program.
- Utah's sum of expenditures for Social Service Block Grants in 2022 was **\$22,474,573**

Child Care & Early Learning



- **34%** of Head Start eligible children are served
- **14%** of Early Head Start eligible children are served
- **12%** of Child Care & Development Block Grant eligible children 5 and under are served

- **\$14,160** annual cost of center-based infant care
- **\$10,800** annual cost of home-based infant care

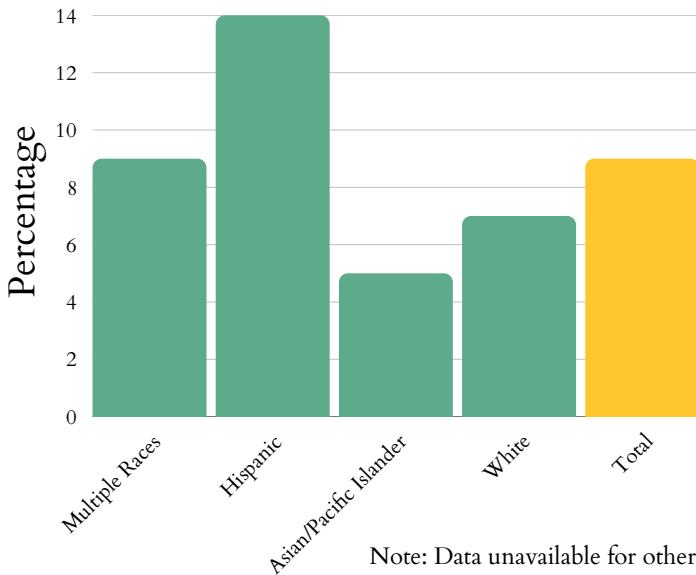


Utah's Children

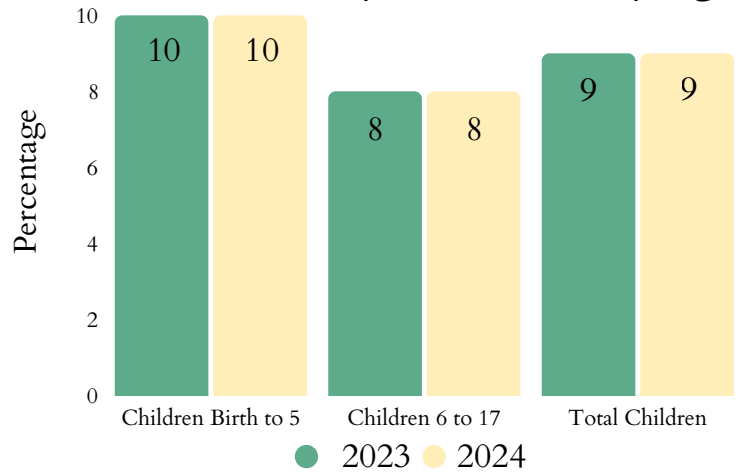
Child Poverty

- 165,000 children lived with parents who lacked secure employment in 2023 (18% of all children).
- Average number of TANF recipients fell from 4,371 in 2024 to 4,683 in 2025 (6.6% decrease).

Child Poverty by Race or Ethnicity, 2024



Child Poverty Over Time by Age

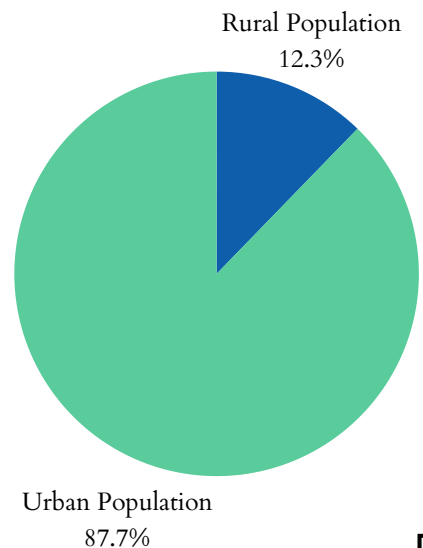


- The state spent \$36,900,498 on WIC in 2025, serving 48,953 people: a 5.4% increase in total participants and a 12% increase in spending since 2024.
- 484,090 people were food insecure in 2023, including 161,000 children.
- 51.3% of households receiving SNAP benefits had children.

HOUSING

- 3,666 children, from birth to three-years-old, experienced homelessness in 2023 (2%)
- 37.3% of households receiving the Low Income Housing Tax Credit reported having at least one member under 18 in 2023
- 25% of children lived in households with a high housing cost burden in 2023
- 1,912 total Utah residents living in public housing in 2025

Total Urban vs. Rural Population of Utah, 2020



Utah's Children

Health

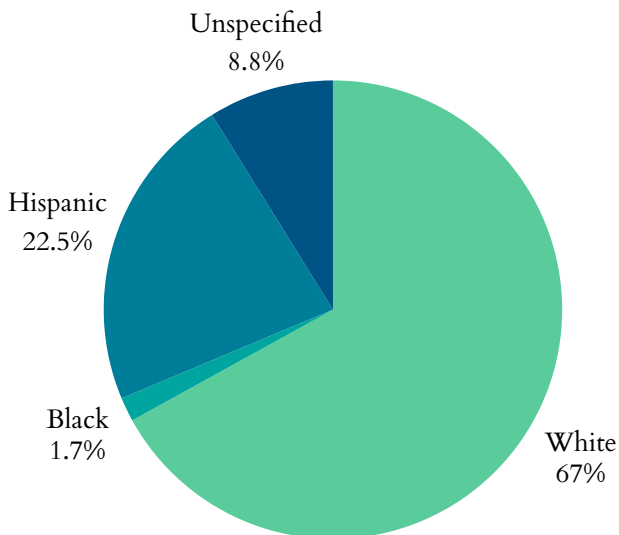
- **3,308** low birth-weight babies (<5.5lbs) born in 2023 (7.4% of births).
- **4,218** preterm births (<37wks) in 2023 (9.8%).
 - 8.9% of all White babies
 - 13.4% of all Black babies
- **1,202** births to mothers aged 15-19 in 2023 – a rate of 9 in every 1,000 teen girls.
- **235** infants aged <1yr died in 2023 – a rate of 5 per 1,000.

Maternal Mortality

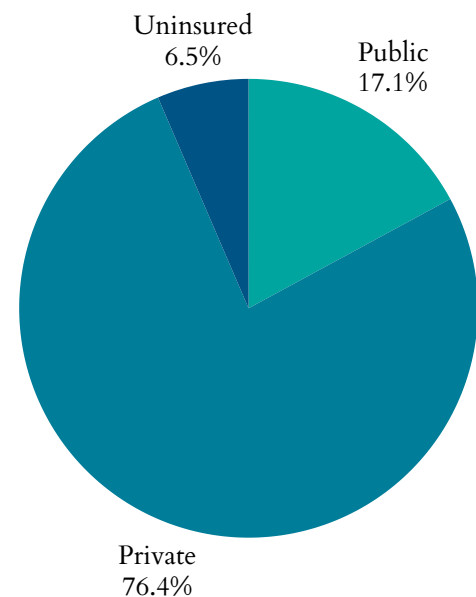
- From 2018 to 2022, **36** Utah women died while pregnant, or within 42 days post pregnancy from any cause relating to or aggravated by said pregnancy, excluding accidents and incidents
- For every 100,000 live births in Utah, there are **16** maternal deaths

- **65,000** children had no health insurance in 2024 (1.5% decrease from 2023).
- **168,000** children were enrolled in Medicaid in 2024 (3.45% increase from 2023).
- **42,338** children in Utah were in the state Children Health Insurance Program (CHIP) in 2021 (14.6% decrease from 2020).

Percentage of All Preterm Births by Race or Ethnicity, 2023



Health Insurance Coverage for Children, 2024



Medicaid Expansion

Utah has been a **Medicaid expansion** state since 1/1/2020.

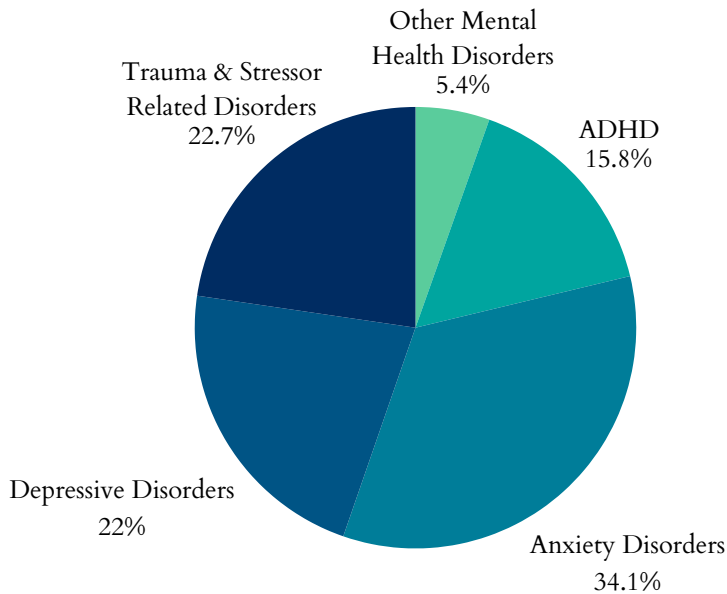


Utah's Children

Zero to Three

- 68.2% of babies live above low-income
- 21.4% of babies live at low income
- 10.5% of babies live in poverty
- 3.4% of babies live in deep poverty
- 82.3% of new parents have at least one parent working full time

Top 5 Mental Health Diagnoses Among Children, 2023



Prenatal Substance Exposure

- In 2024, Utah reported 102 infants screened in with prenatal substance exposure.
- Utah reported 30 plans of safe care for screened-in infants.

Substance Use

- From 2015 to 2019, an average of 25,390 children in Utah (1.6% of the state's child population) lived with parents having a substance use disorder.
- On March 29, 2024, 877 clients 18 and under were in treatment for SUD.

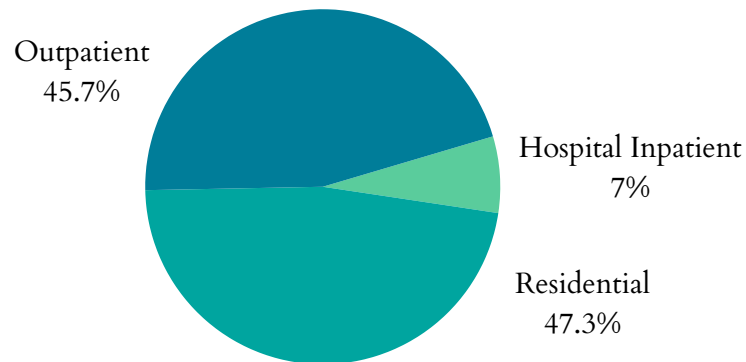
Teens & Youth

- 15,000 youth (16-19yrs) were not in school nor working in 2024 (7%)
- 36 children <19yrs were killed by a firearm in Utah in 2024

Mental Health

- 21,206 children received mental health treatment in Utah in 2023 (1.1%)
- From 2021 to 2023, there were 14.7 deaths from suicide per 100,000 adolescents aged 15-19 in Utah.

Treatment Type for Youth with Substance Use Disorder, 2024



Family First

- Plan approved on October 1, 2019
- 157 children were served in 2023
 - \$564.49 spent per child on direct-services
- \$2,257,398 pulled down in federal dollars from Title IV-E
 - \$1,727,336 (76.52% in admin/training costs)
 - \$ 503,062 (23.48% in direct-service costs)

