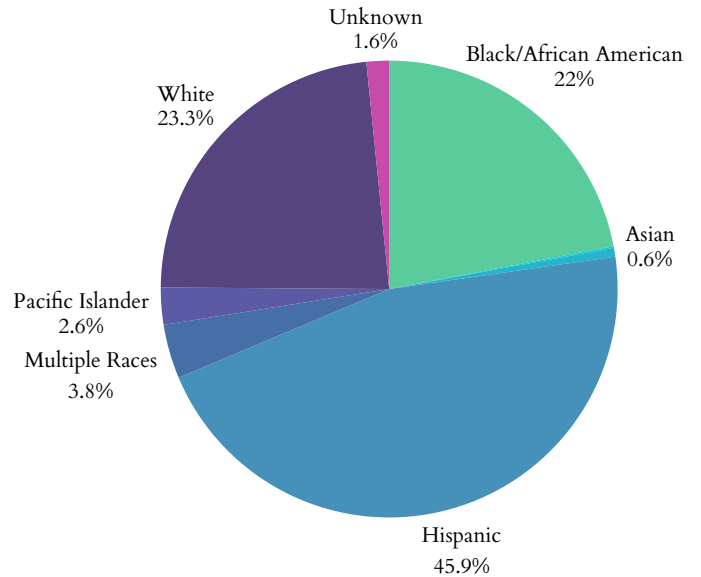


Texas' Children

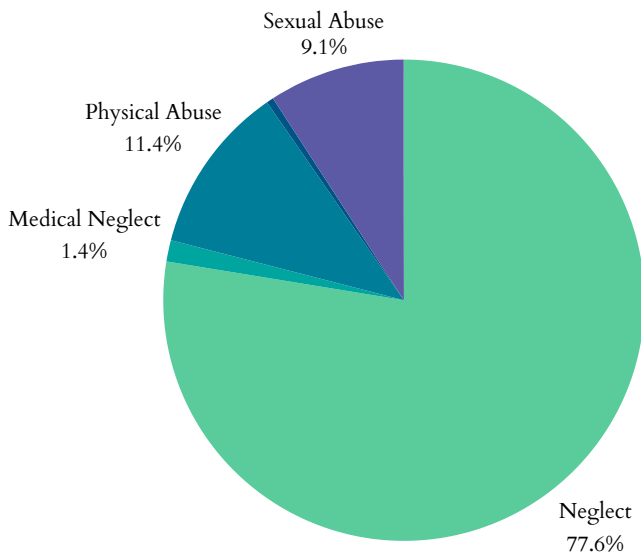
Child Maltreatment

- In 2024, Texas had **233,112** total referrals for child abuse and neglect. Of those, **178,221** were screened in for response by CPS.
- **50,040** child victims of abuse or neglect, at a rate of **6.5** children per 1,000 (**23.2%** decrease since 2020)
- Of the **54,476** children, **40,119** were first-time victims.
- Largest age group of victims = **<1years**, representing **8,883** of the **54,476** cases.

Child Victims by Race or Ethnicity, 2024



Types of Maltreatment Victims, 2024



Perpetrators of child maltreatment (2024):

- **75.7%** = parents of the child.
- **24.3%** = non-parents or unknown relationship.

Child victims (2024):

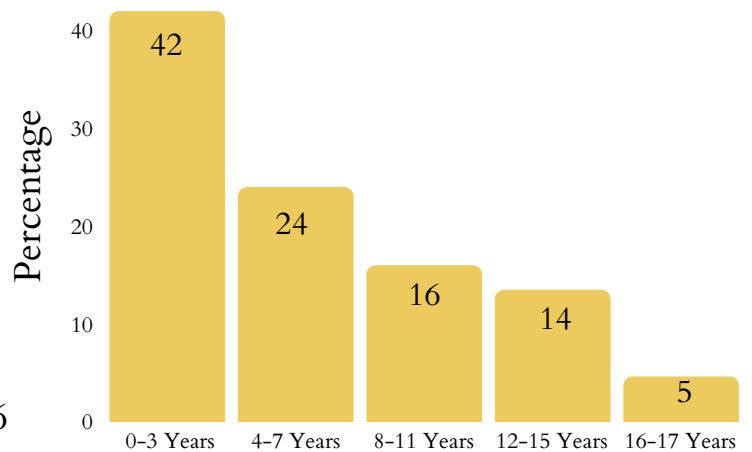
- **52.1%** = female; **47%** = male.

- Child fatalities decreased from **187** in 2023 to **107** in 2024.
- Texas reported **24** total child victims of sex trafficking.
- Post-response services given to **23,542** victims and **13,081** non-victims.

Workforce

There are **26,490** children, family, and school social workers in Texas with a mean wage of **\$24.76** (compared to Texas' 2024 minimum wage: **\$7.25**)

Age Distribution of Maltreatment Victims, 2024



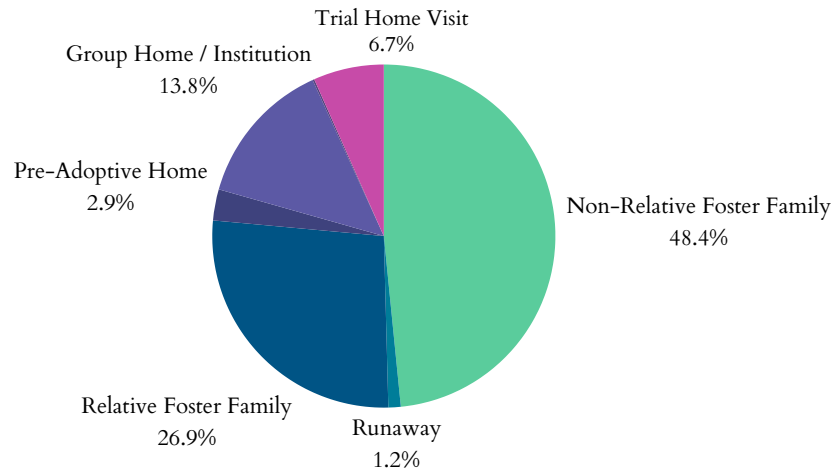
Texas' Children

Foster Care and Adoptions

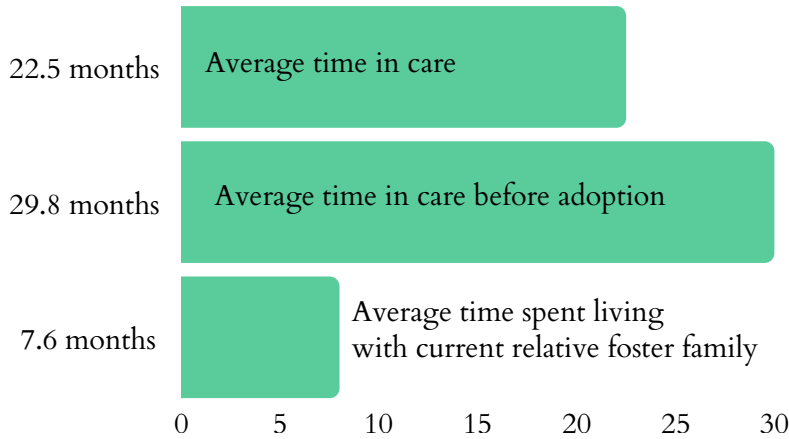
Pre-Adoptive Home
2.9%

- **22,823** total children were served by the foster care system in FY 2024.
- **14,740** children in care as of 09/30/2024.
- During FY 2024, **8,040** children entered care and **9,083** exited.
- **2,789** children were adopted; **3,301** were waiting to be adopted.
- **8.75%** decrease in the number of children in care and a **23.92%** decrease in the number of children adopted from care from FY 2023 to 2024.

Where are Children in Foster Care Staying? 2023



Duration in Care, 2023



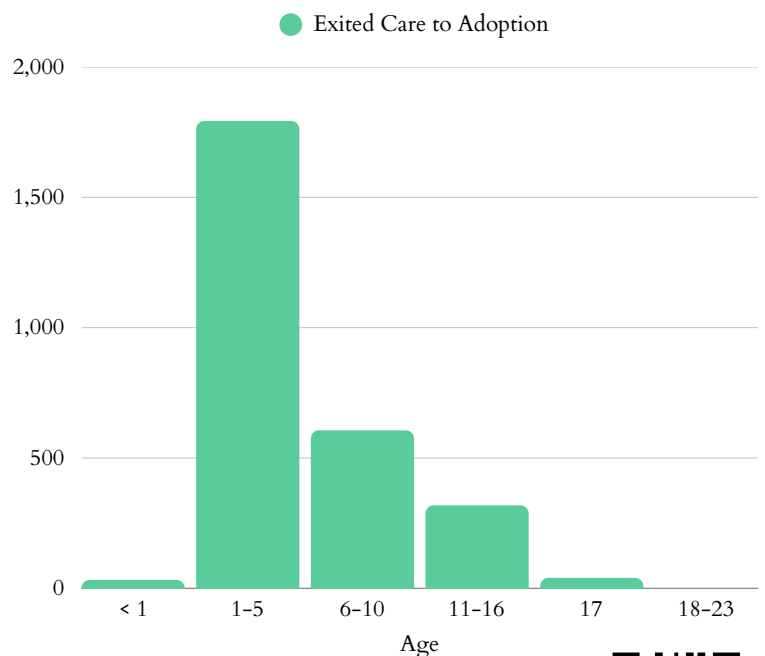
- In 2023, **9,254** children were living with non-relative foster families; **5,136** lived with a relative.
- **2,636** children were staying in group homes or institutions; **222** children were classified as runaways.
- There are **772,585** grandparents living with their grandchildren under 18. Of these, **32.6%** are responsible for their grandchildren.

In FY 2024, **821** children transitioned from foster care to independence. This is a **3.07%** decrease from **847** in FY 2023.

Juvenile Justice

- **51,250** total arrests for youth under 18 in 2023
- A total of **2,955** youth were in a correctional placement in 2023; a increase of **8.2%** since 2021
 - **11.5%** of the youth ≤ 14 years old
 - **56.6%** are Black youth
 - **20%** are White youth
 - **85.7%** males and **14.3%** females
- Black youth represent **38.37%** of all correctional placements; **20.2%** for White youth in 2023

Age Distribution of Adoptions, 2024

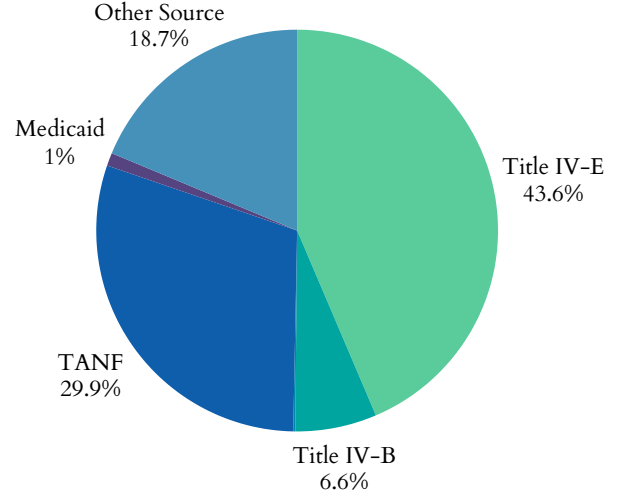


Texas' Children

Funding for Child Welfare Services

- Texas spent **\$2,072,215,662.41** on child welfare services in 2022
 - Child welfare services = direct and administrative services
- **\$959,406,754.93** = from the federal government
- **\$1,094,684,614** = from state and local funds

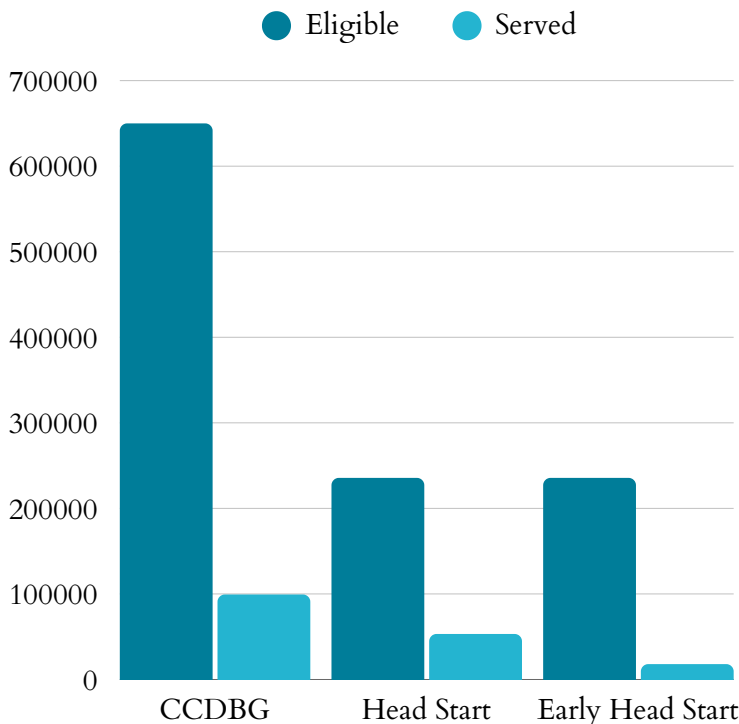
Federal Funding Sources, 2022



The significant funding sectors of the **\$959,406,754.93** in federal funding received in Texas in 2022:

- **\$195,949,972** as part of the Title IV-E Total Foster Care Program.
- **\$180,974,490** as part of the Title IV-E Adoption Assistance Program.
- Texas' sum of expenditures for Social Service Block Grants in 2022 was **\$185,296,210**

Child Care & Early Learning



- **23%** of Head Start eligible children are served
- **8%** of Early Head Start eligible children are served
- **15%** of Child Care & Development Block Grant eligible children 5 and under are served

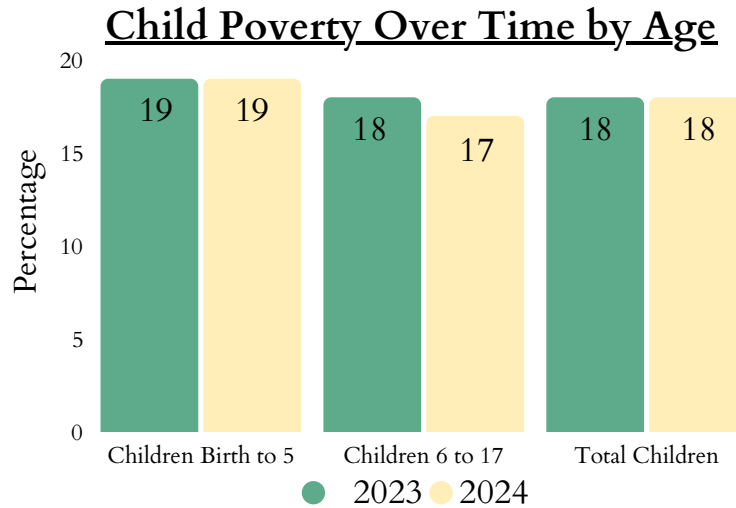
- **\$11,349** annual cost of center-based infant care
- **\$10,010** annual cost of home-based infant care



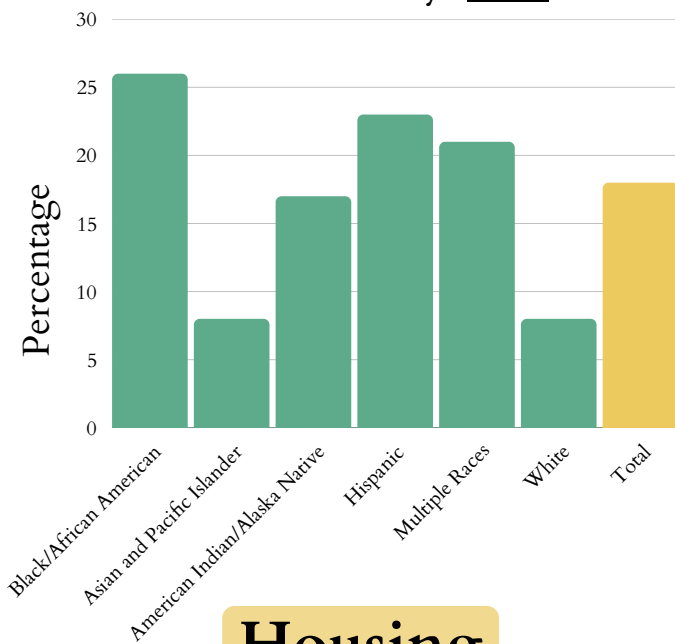
Texas' Children

Child Poverty

- **1,849,000** children lived with parents who lacked secure employment in 2023 (25% of all children)
- Average number of TANF recipients rose from **18,972** in 2024 to **23,423** in 2025 (19.7% increase)



Child Poverty by Race or Ethnicity, 2024

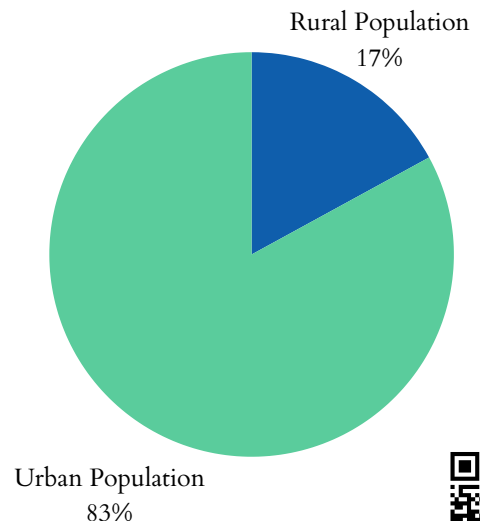


- The state spent **\$485,717,354** on WIC in 2025, serving **801,707** people: a 2.3% increase in total participants and a 10.6% increase in spending since 2024.
- **5,366,440** people were food insecure in 2023, including **1,673,600** children.
- 53.4% of households receiving SNAP benefits had children.

Housing

- **35,264** children, from birth to three-years-old, experienced homelessness in 2023 (2.28%)
- **40.7%** of households receiving the Low Income Housing Tax Credit reported having at least one member under 18 in 2023
- **33%** of children lived in households with a high housing cost burden in 2023
- **76,432** total Texas residents living in public housing in 2025

Total Urban vs. Rural Population of Texas, 2020

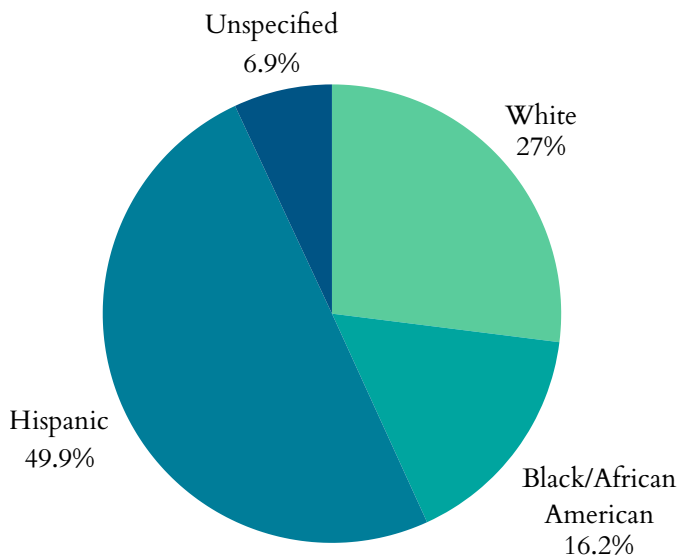


Texas' Children

Health

- **33,329** low birth-weight babies (<5.5lbs) born in 2023 (8.6% of births).
- **43,172** preterm births (<37wks) in 2023 (11.3%).
 - 8.93% of all White babies
 - 11.04% of all Black babies
- **20,856** births to mothers aged 15-19 in 2023 – a rate of 19 in every 1,000 teen girls.
- **2,259** infants aged <1yr died in 2023 – a rate of 6 per 1,000.

Percentage of All Preterm Births by Race or Ethnicity, 2023



Medicaid Expansion

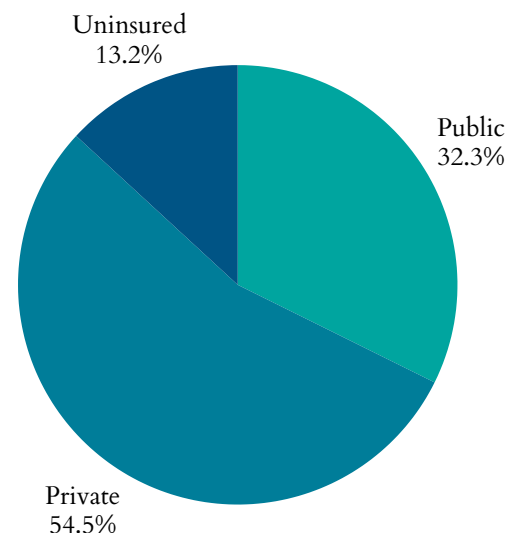
Texas is not a Medicaid expansion state.

Maternal Mortality

- From 2018 to 2022, **532** Texas women died while pregnant, or within 42 days post pregnancy from any cause relating to or aggravated by said pregnancy, excluding accidents and incidents
- For every 100,000 live births in Texas, there are **28** maternal deaths

- **1,100,000** children had no health insurance in 2024 (14% increase from 2023).
- **2,648,000** children were enrolled in Medicaid in 2024 (8.1% decrease from 2023)
- **799,975** children in Texas were in the state Children Health Insurance Program (CHIP) in 2021 (13.2% decrease from 2020).

Health Insurance Coverage for Children, 2024

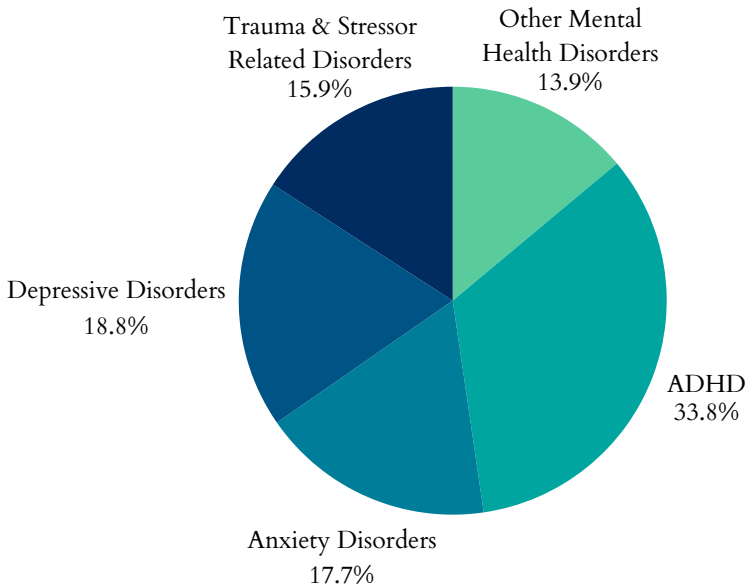


Texas' Children

Zero to Three

- **56.5%** of babies live above low-income
- **22.3%** of babies live at low income
- **21.2%** of babies live in poverty
- **10.4%** of babies live in deep poverty
- **74%** of new parents have at least one parent working full time

Top 5 Mental Health Diagnoses Among Children, 2023



Prenatal Substance Exposure

- In 2024, Texas reported **976** infants screened in with prenatal substance exposure.
- Texas reported **976** plans of safe care for screened-in infants.

Family First

Texas does not have a **Family First plan** approved by the administration.

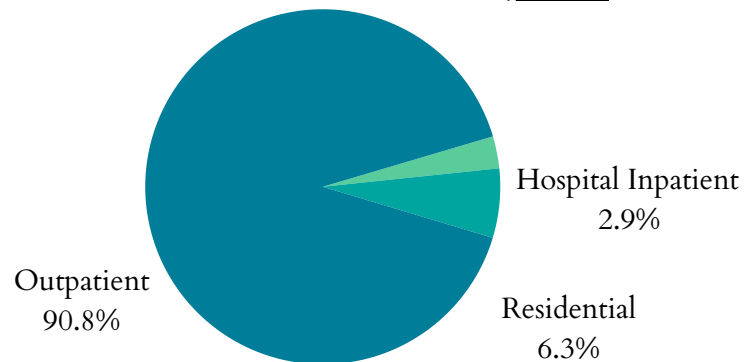
Teens & Youth

- **144,000** youth (16-19yrs) were not in school nor working in 2024 (8%)
- **369** children <19yrs were killed by a firearm in Texas in 2024.

Mental Health

- **106,062** children received mental health treatment in Texas in 2023 (5.6%)
- From 2021 to 2023, there were **11.6** deaths from suicide per 100,000 adolescents aged 15-19 in Texas.

Treatment Type for Youth with Substance Use Disorder, 2024



Substance Use

- From 2015 to 2019, an average of **126,319** children in Texas (1.2% of the state's child population) lived with parents having a substance use disorder.
- On March 29, 2024, **2,872** clients 18 and under were in treatment for SUD

