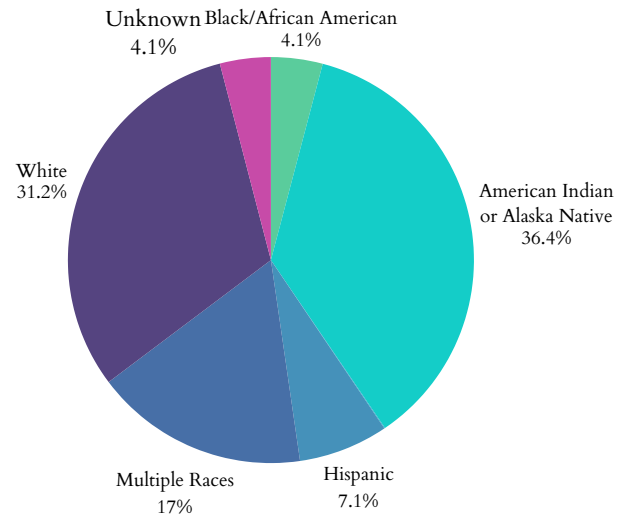


South Dakota's Children

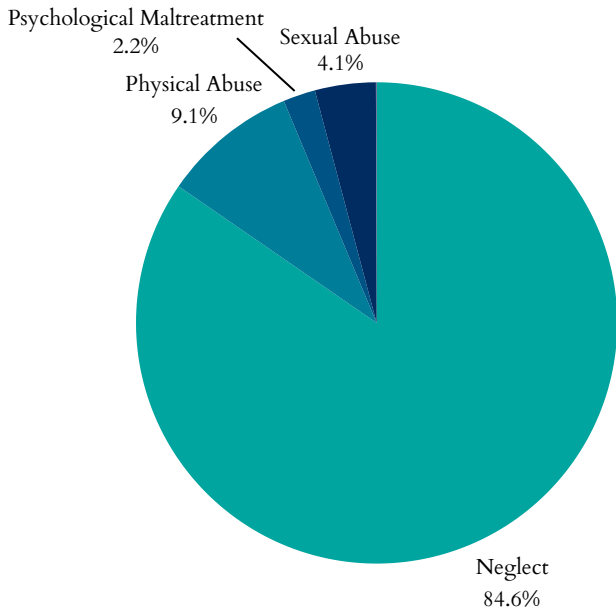
Child Maltreatment

- In 2024, South Dakota had **14,982** total referrals for child abuse and neglect. Of those, **2,819** were screened in for response by CPS.
- **1,445** child victims of abuse or neglect, at a rate of **7.6** children per 1,000 (**6.9%** increase since 2020).
- Of the **1,679** children, **1,297** were first-time victims.
- Largest age group of victims = **<1 years**, representing **254** of the **1,679** cases.

Child Victims by Race or Ethnicity, 2024



Types of Maltreatment Victims, 2024



Perpetrators of child maltreatment (2024):

- **81.6%** = parents of the child.
- **18.4%** = non-parents or unknown relationship.

Child victims (2024):

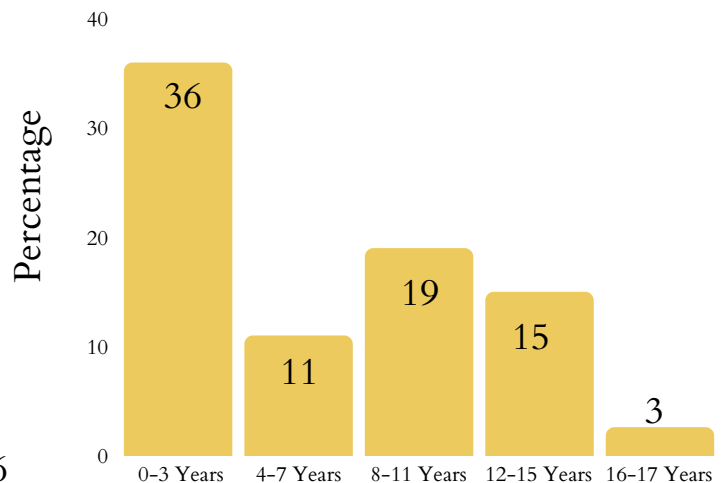
- **49.73%** = female; **49.97%** = male.

- Child fatalities decreased from **7** in 2023 to **3** in 2024.
- South Dakota reported **1** total child victims of sex trafficking.
- Post-response services given to **821** victims and **231** non-victims.

Workforce

There are **1,850** children, family, and school social workers in South Dakota with a mean wage of **\$25.86** (compared to South Dakota's 2024 minimum wage: **\$11.20**)

Age Distribution of Maltreatment Victims, 2024



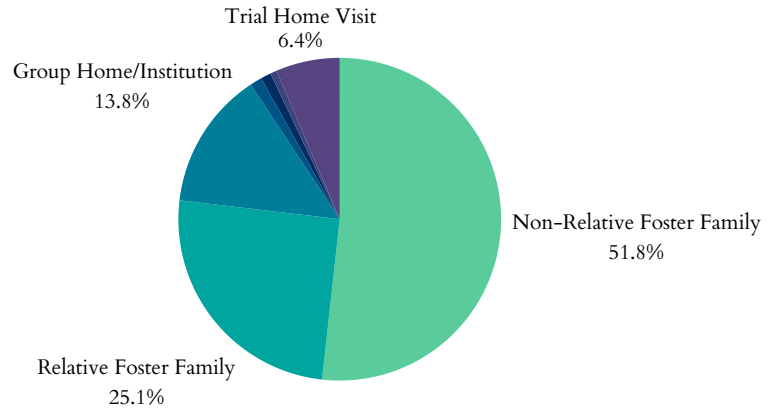
Published March 2026

South Dakota's Children

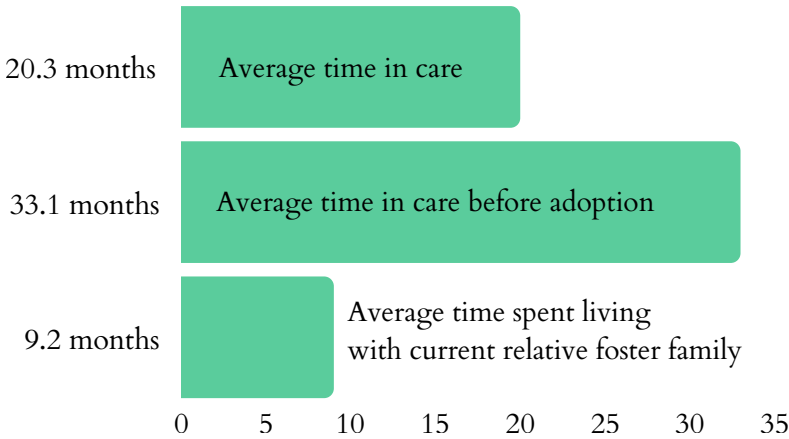
Foster Care and Adoptions

- **2,680** total children were served by the foster care system in FY 2024.
- **1,680** children in care as of 09/30/2024.
- During FY 2024, **1,050** children entered care and **1,000** exited.
- **263** children were adopted; **416** were waiting to be adopted.
- **1.6%** decrease in the number of children in care and a **4.78%** increase in the number of children adopted from care from FY 2023-2024.

Where are Children in Foster Care Staying? 2023



Duration in Care, 2023



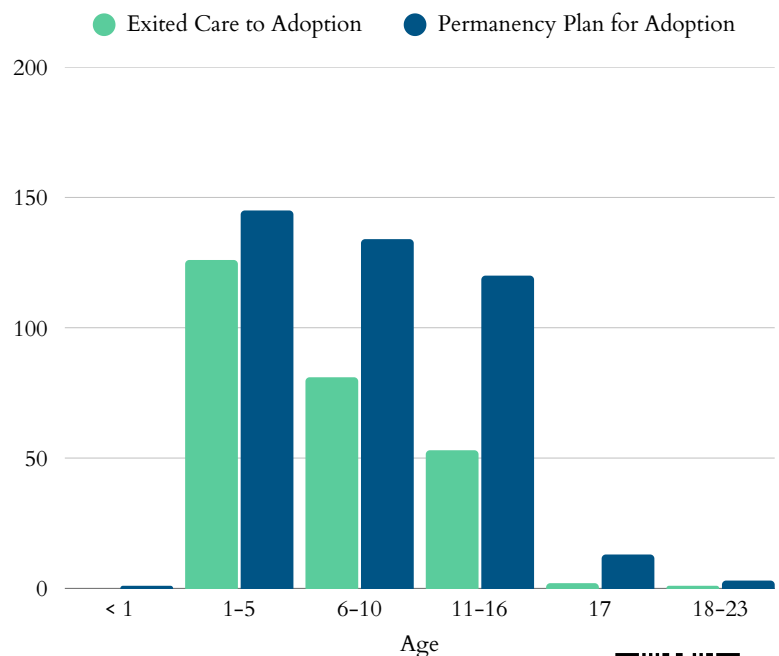
- In 2023, **857** children were living with non-relative foster families; **416** lived with a relative.
- **229** children were staying in group homes or institutions; **17** children were classified as runaways.
- There are **12,604** grandparents living with their grandchildren under 18. Of these, **46.5%** are responsible for their grandchildren.

In FY 2024, **78** children transitioned from foster care to independence. This is a **14.17%** increase from **68** in FY 2023.

Juvenile Justice

- **26,478** total arrests for youth under 18 in 2023
- A total of **138** youth were in a correctional placement in 2023; a increase of 39.4% since 2021
 - **22.5%** of the youth are ≤ 14 years old
 - **14.28%** are Black youth
 - **57.14%** are White youth
 - **63.04%** males and **36.96%** females
- Black youth represent **8.7%** of all correctional placements; **28.26%** for White youth in 2023

Age Distribution of Adoptions, 2024

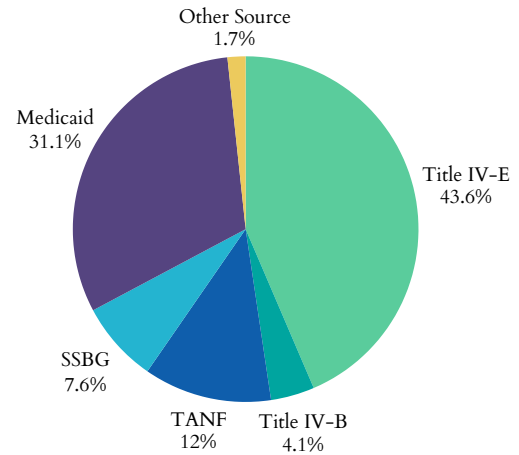


South Dakota's Children

Funding for Child Welfare Services

- South Dakota spent **\$87,419,964** on child welfare services in 2022.
 - Child welfare services = direct and administrative services
- **\$44,274,383** = from the federal government
- **\$41,993,735** = from state and local funds.

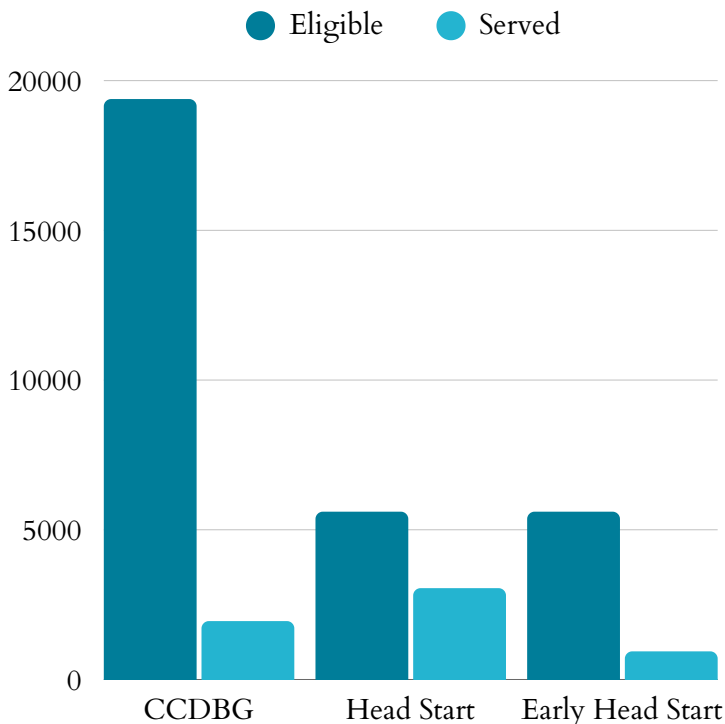
Federal Funding Sources, 2022



The significant funding sectors of the **\$44,274,383** in federal funding received in South Dakota in 2022:

- **\$7,636,499** as part of the Title IV-E Total Foster Care Program.
- **\$8,555,251** as part of the Title IV-E Adoption Assistance Program.
- South Dakota's sum of expenditures for Social Service Block Grants in 2022 was **\$6,371,525**

Child Care & Early Learning



- **54%** of Head Start eligible children are served
- **17%** of Early Head Start eligible children are served
- **10%** of Child Care & Development Block Grant eligible children 5 and under are served

- **\$8,632** annual cost of center-based infant care
- **\$6,822** annual cost of home-based infant care

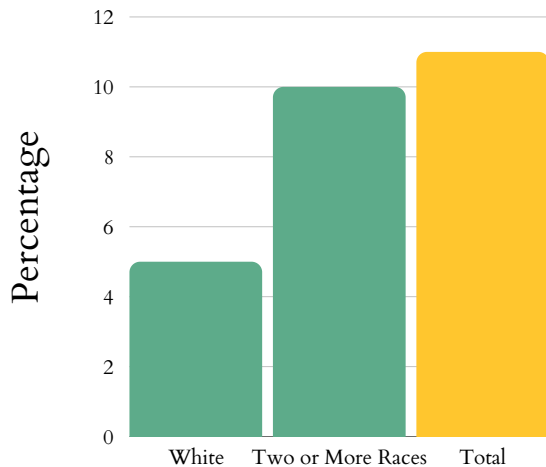


South Dakota's Children

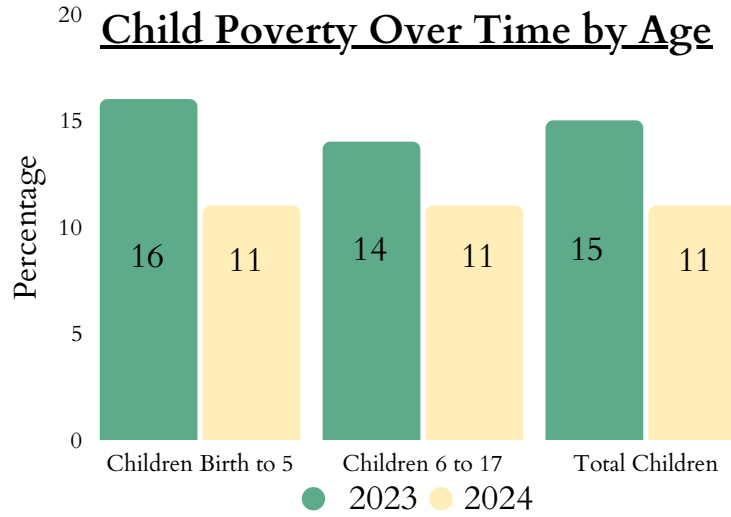
Child Poverty

- **49,000** children lived with parents who lacked secure employment in 2023 (23% of all children).
- Average number of TANF recipients fell from **4,997** in 2024 to **4,993** in 2025 (0.08% decrease).

Child Poverty by Race or Ethnicity, 2024



Note: Data unavailable for other races.

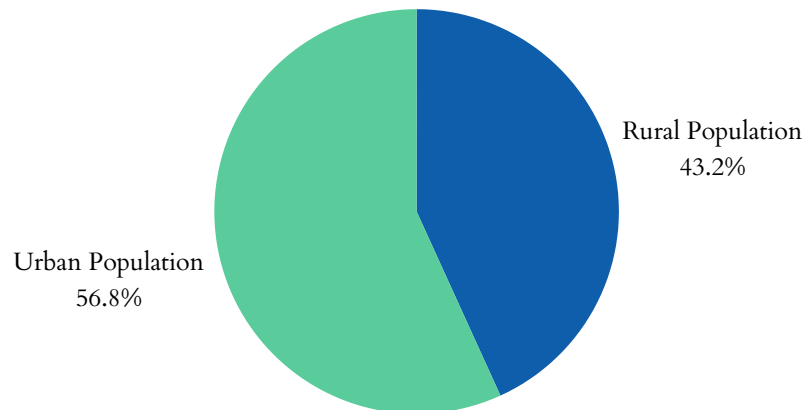


- The state spent **\$9,801,693** on WIC in 2025, serving **15,241** people: a 2% increase in total participants and 4.97% increase in spending since 2024.
- **113,750** people were food insecure between 2023, including **39,960** children.
- **45.8%** of households receiving SNAP benefits had children.

Housing

- **869** children, from birth to three-years-old, experienced homelessness in 2023 (1.89%)
- **40.1%** of households receiving the Low Income Housing Tax Credit reported having at least one member under 18 in 2023
- **20%** of children lived in households with a high housing cost burden in 2023
- **1,971** total South Dakota residents living in public housing in 2025

Total Urban vs. Rural Population of South Dakota, 2020

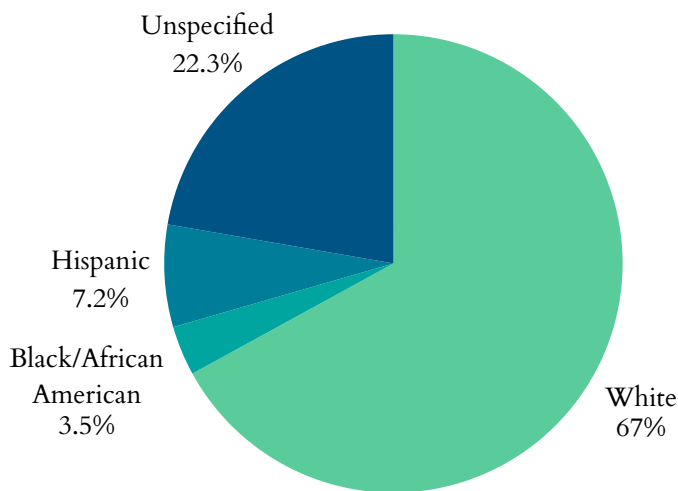


South Dakota's Children

Health

- **807** low birth-weight babies (<5.5lbs) born in 2023 (7.6% of births).
- **1,401** preterm births (<37wks) in 2023 (12.52%).
 - 11.73% of all White babies
 - 14.2% of all Black babies
- **506** births to mothers aged 15-19 in 2023 – a rate of 17 in every 1,000 teen girls.
- **87** infants aged <1yr died in 2023 – a rate of 8 per 1,000.

Percentage of All Preterm Births by Race or Ethnicity, 2023



Medicaid Expansion

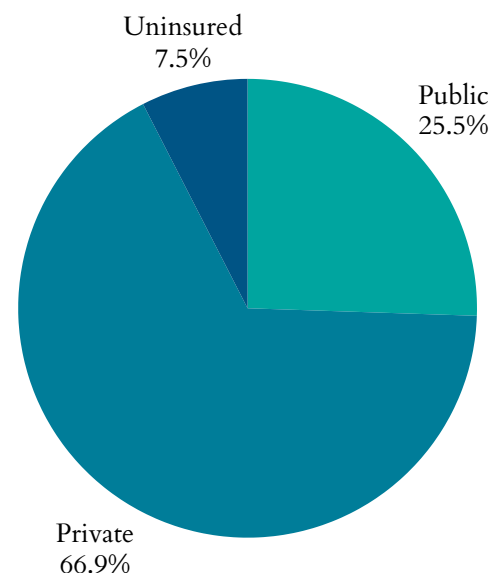
South Dakota has been a **Medicaid expansion** state since 07/01/2023

Maternal Mortality

- From 2018 to 2022, **16** South Dakota women died while pregnant, or within 42 days post pregnancy from any cause relating to or aggravated by said pregnancy, excluding accidents and incidents

- **18,000** children had no health insurance in 2024 (12.5% increase from 2023).
- **60,000** children were enrolled in Medicaid in 2024 (10.5% decrease from 2023).
- **19,262** children in South Dakota were in the state Children Health Insurance Program (CHIP) in 2021 (14.1% decrease from 2020).

Health Insurance Coverage for Children, 2024

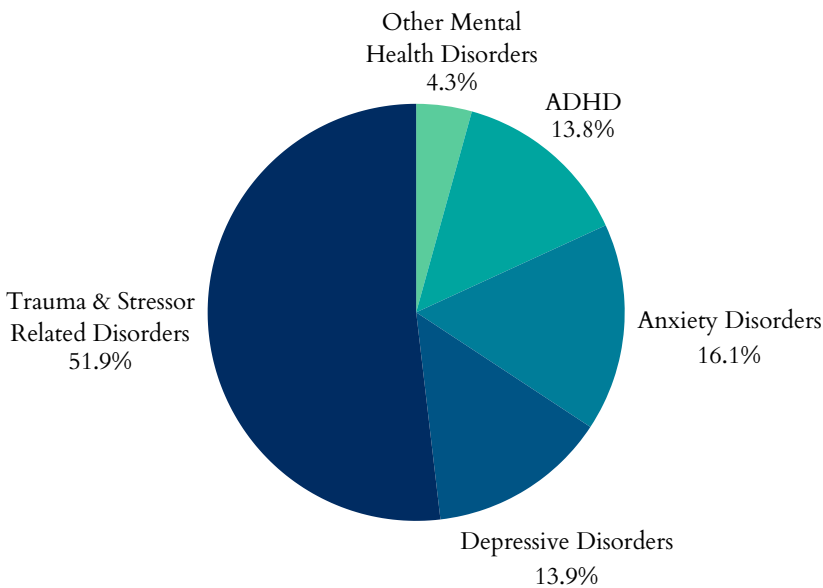


South Dakota's Children

Zero to Three

- **64%** of babies live above low-income
- **15.5%** of babies live at low income
- **20.5%** of babies live in poverty
- **14.9%** of babies live in deep poverty
- **80.1%** of new parents have at least one parent working full time

Top 5 Mental Health Diagnoses Among Children, 2023



Prenatal Substance Exposure

- In 2023, South Dakota reported **20** infants screened in with prenatal substance exposure.
- South Dakota reported 17 plans of safe care for screened-in infants.

Family First

South Dakota has a **Family First** plan submitted to the administration.

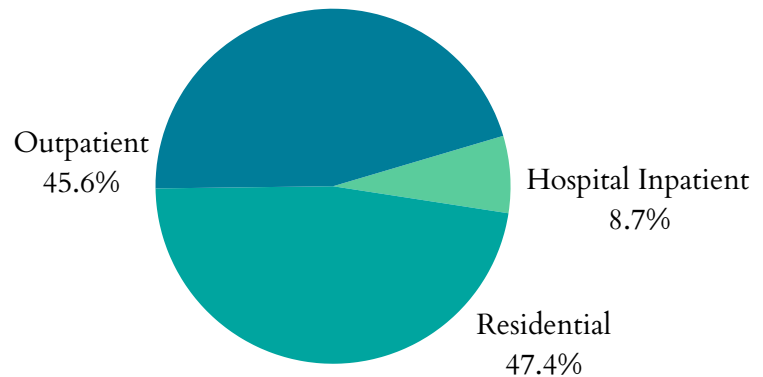
Teens & Youth

- **3,000** youth (16-19yrs) were not in school nor working in 2024 (6%)
- **11** children <19yrs were killed by a firearm in South Dakota in 2024.

Mental Health

- **4,675** children received mental health treatment in South Dakota in 2023 (0.2%)
- From 2021 to 2023, there were **28.6** deaths from suicide per 100,000 adolescents aged 15-19 in South Dakota.

Treatment Type for Youth with Substance Use Disorder, 2024



Substance Use

- From 2015 to 2019, an average of **5,977** children in South Dakota (1.9% of the state's child population) lived with parents having a substance use disorder.
- On March 29th, 2024, **114** clients 18 and under were in treatment for SUD

