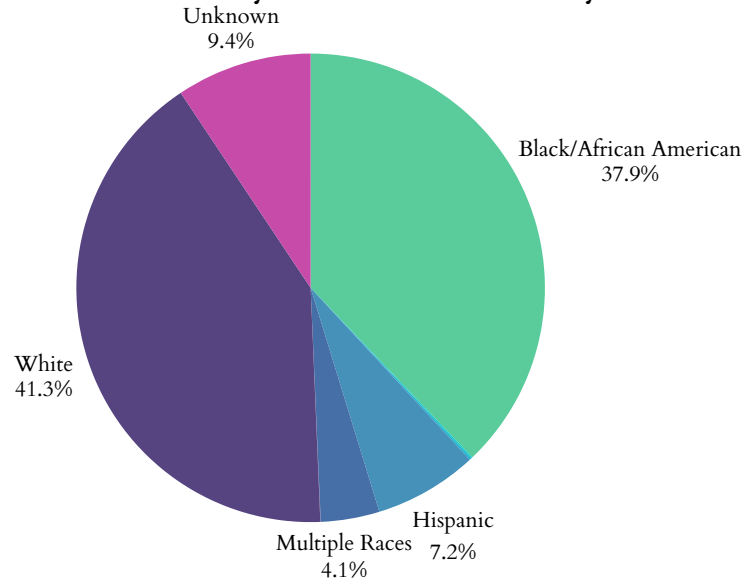


South Carolina's Children

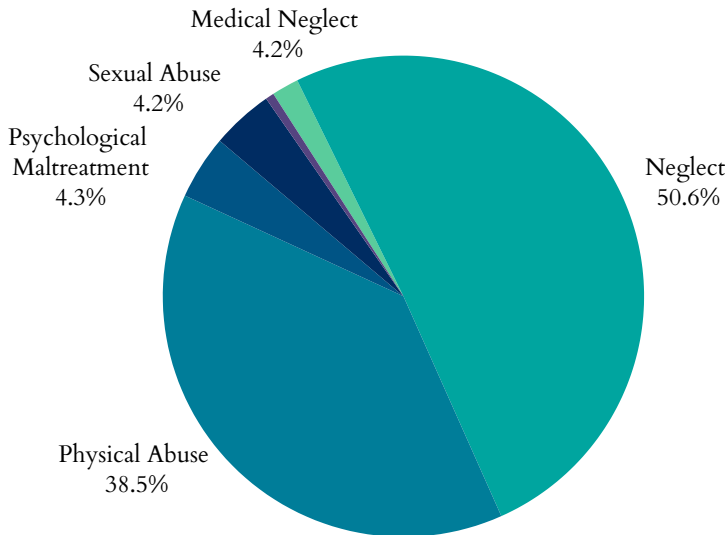
Child Maltreatment

- In 2024, South Carolina had **68,378** total referrals for child abuse and neglect. Of those, **36,226** were screened in for response by CPS.
- **12,442** child victims of abuse or neglect, at a rate of **10.8** children per 1,000 (**12.8%** decrease since 2020).
- Of the **12,442** children, **8,669** were first-time victims.
- Largest age group of victims = **<1 years**, representing **1,678** of the **12,442** cases.

Child Victims by Race or Ethnicity, 2024



Types of Maltreatment Victims, 2024



Perpetrators of child maltreatment (2024):

- **90.9%** = parents of the child.
- **9.1%** = non-parents or unknown relationship.

Child victims (2024):

- **50%** = female; **50%** = male

- Child fatalities decreased from **43** in 2023 to **32** in 2024.
- South Carolina reported **89** total child victims of sex trafficking.
- Post-response services given to **4,419** victims and **7,833** non-victims.

Workforce

There are **5,810** children, family, and school social workers in South Carolina with a mean wage of **\$23.73** (compared to South Carolina's 2024 minimum wage: **\$7.25**)

Age Distribution of Maltreatment Victims, 2024

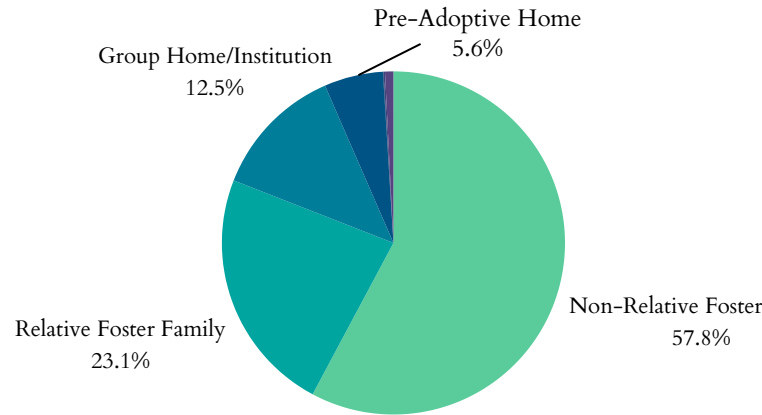


South Carolina's Children

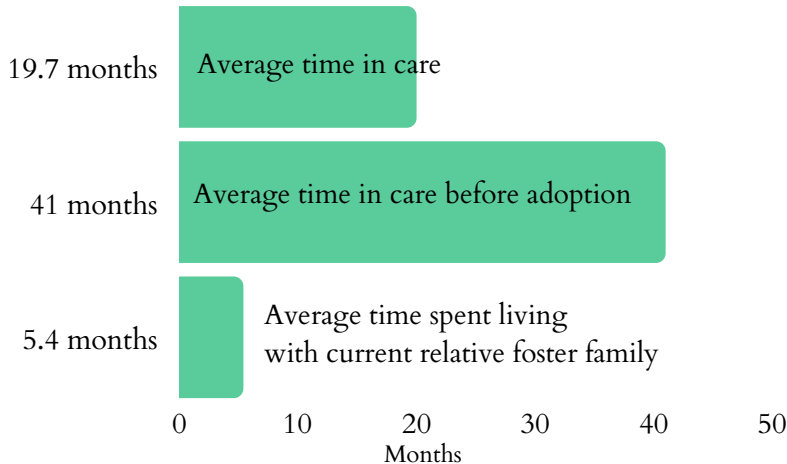
Foster Care and Adoptions

- **6,129** total children were served by the foster care system in FY 2024.
- **3,328** children in care as of 09/30/2024.
- During FY 2024, **2,606** children entered care and **2,801** exited.
- **562** children were adopted; **1,165** were waiting to be adopted.
- **6.6%** decrease in the number of children in care and a **14.6%** decrease in the number of children adopted from care from FY 2023-2024.

Where are Children in Foster Care Staying? 2023



Duration in Care, 2023



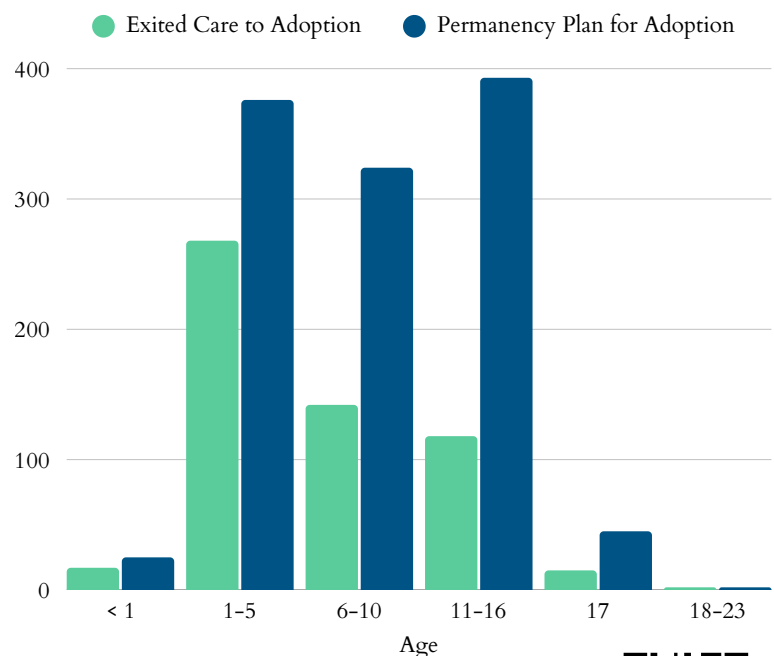
- In 2023, **2,602** children were living with non-relative foster families; **825** lived with a relative.
- **447** children were staying in group homes or institutions; **2** children were classified as runaways.
- There are **112,391** grandparents living with their grandchildren under 18. Of these, **42.2%** are responsible for their grandchildren.

In FY 2024, **271** children transitioned from foster care to independence. This is a **10.33%** increase from **243** in FY 2023.

Juvenile Justice

- **9,979** total arrests for youth under 18 in 2023
- A total of **618** youth were in a correctional placement in 2023; a increase of **49.2%** since 2021
 - **17%** of the youth are ≤ 14 years old
 - **48.57%** are Black youth
 - **28.57%** are White youth
 - **86.9%** males and **13.1%** females
- Black youth represent **52.91%** of all correctional placements; **25.24%** for White youth in 2023

Age Distribution of Adoptions, 2024

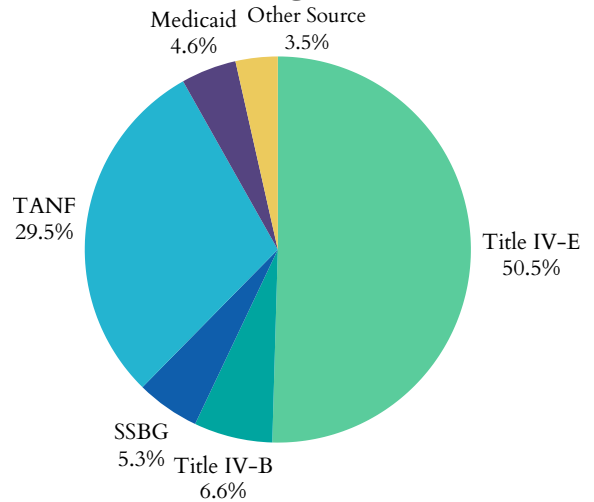


South Carolina's Children

Funding for Child Welfare Services

- South Carolina spent **\$246,493,733.83** on child welfare services in 2022.
 - Child welfare services = direct and administrative services
- **\$161,361,646** = from the federal government
- **\$71,299,422** = from state and local funds

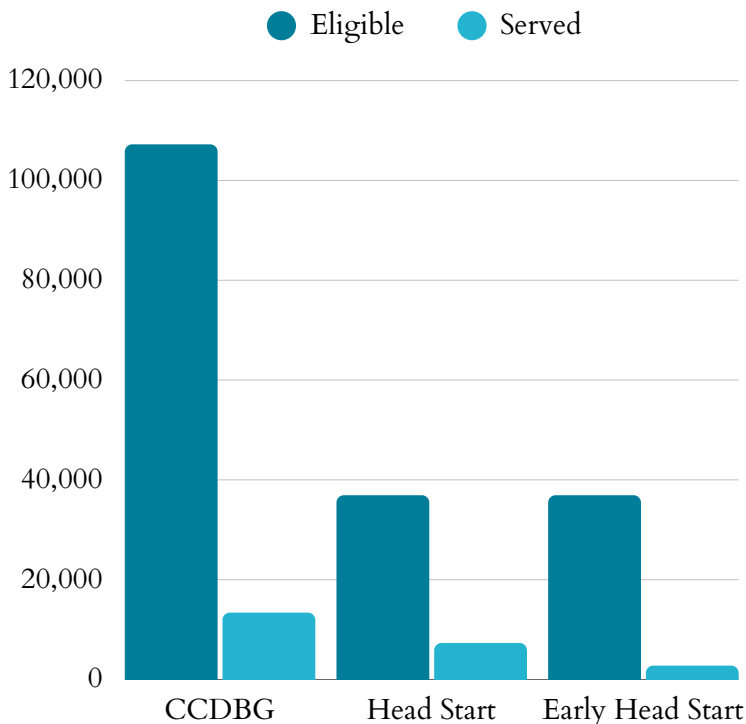
Federal Funding Sources, 2022



The significant funding sectors of the **\$159,785,995.01** in federal funding received in South Carolina in 2022:

- **\$42,599,918** as part of the Title IV-E Total Foster Care Program.
- **\$32,156,987** as part of the Title IV-E Adoption Assistance Program.
- South Carolina's sum of expenditures for Social Service Block Grants in 2022 was **\$24,617,631**

Child Care & Early Learning



- **20%** of Head Start eligible children are served
- **8%** of Early Head Start eligible children are served
- **12%** of Child Care & Development Block Grant eligible children 5 and under are served

- **\$10,474** annual cost of center-based infant care
- **\$8,126** annual cost of home-based infant care

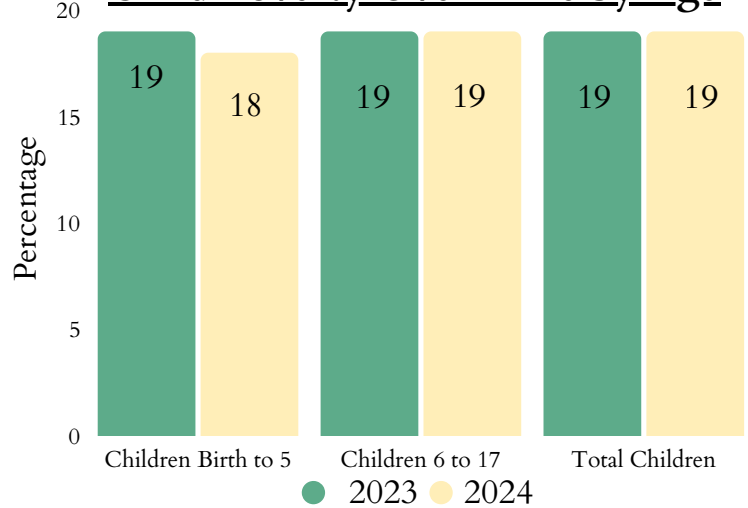


South Carolina's Children

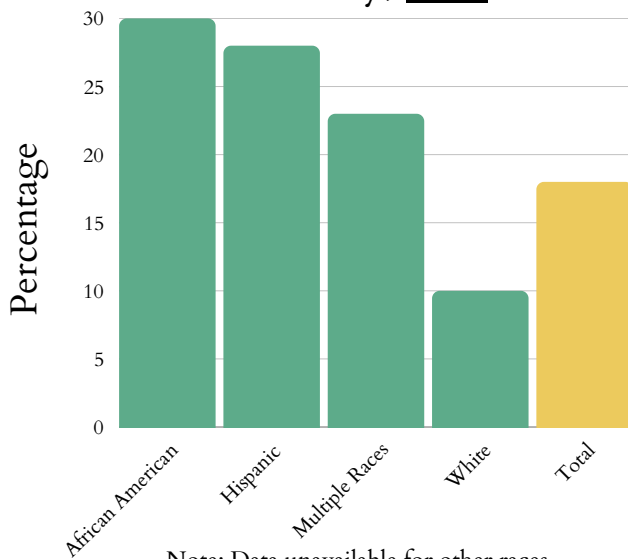
Child Poverty

- **308,000** children lived with parents who lacked secure employment in 2023 (27% of all children).
- Average number of TANF recipients rose from **10,480** in 2024 to **12,706** in 2025 (21.24% increase).

Child Poverty Over Time by Age



Child Poverty by Race or Ethnicity, 2024



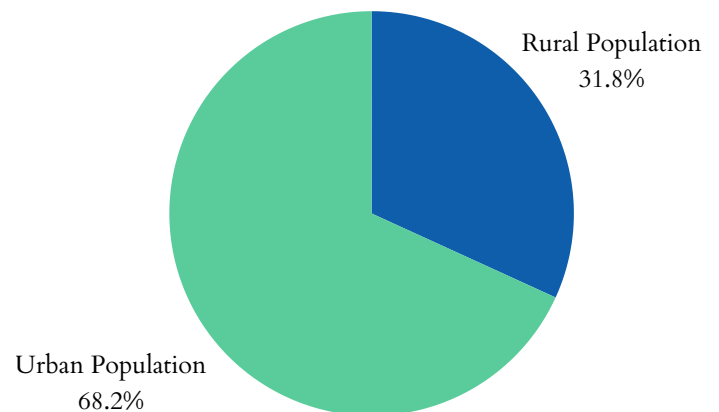
Note: Data unavailable for other races.

- The state spent **\$74,917,277** on WIC in 2025, serving **98,390** people: a 1.1% decrease in total participants and 18% increase in spending since 2024.
- **1,627,360** people were food insecure in 2023, including **438,200** children.
- **38.8%** of households receiving SNAP benefits in 2023 had children.

Housing

- **4,697** children, from birth to three-years-old, experienced homelessness in 2023 (2.02%)
- **43.1%** of households receiving the Low Income Housing Tax Credit reported having at least one member under 18 in 2023
- **26%** of children lived in households with a high housing cost burden in 2023
- **22,486** total South Carolina residents living in public housing in 2025

Total Urban vs. Rural Population of South Carolina, 2020



South Carolina's Children

Health

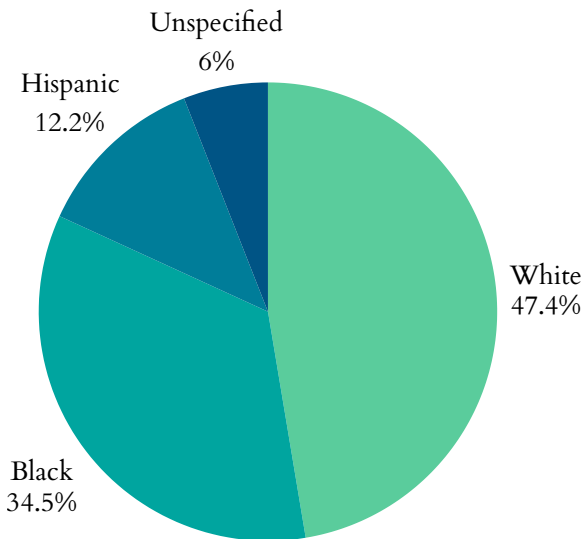
- **5,750** low birth-weight babies (<5.5lbs) born in 2023 (7.6% of births).
- **6,701** preterm births (<37wks) in 2023 (11.6%).
 - 9.96% of all White babies
 - 15.67% of all Black babies
- **2,965** births to mothers aged 15-19 in 2023 – a rate of 18 in every 1,000 teen girls.
- **390** infants aged <1yr died in 2023 – a rate of 7 per 1,000.

Maternal Mortality

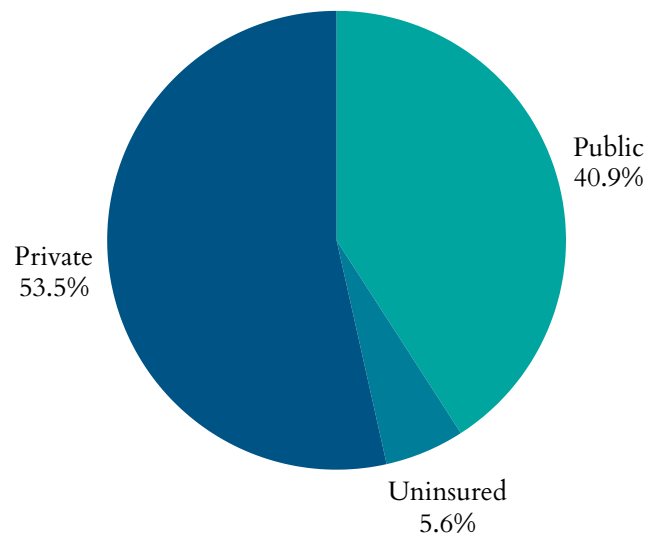
- From 2018 to 2022, **92** South Carolina women died while pregnant, or within 42 days post pregnancy from any cause relating to or aggravated by said pregnancy, excluding accidents and incidents
- For every 100,000 live births in South Carolina, there are **32** maternal deaths

- **72,000** children had no health insurance in 2024 (2.7% increase from 2023).
- **519,000** children were enrolled in Medicaid in 2024 (1.89% increase from 2023).
- **107,946** children in South Carolina were in the state Children Health Insurance Program (CHIP) in 2021 (3.3% decrease from 2020).

Percentage of All Preterm Births by Race or Ethnicity, 2023



Health Insurance Coverage for Children, 2024



Medicaid Expansion

South Carolina is not a Medicaid expansion state.

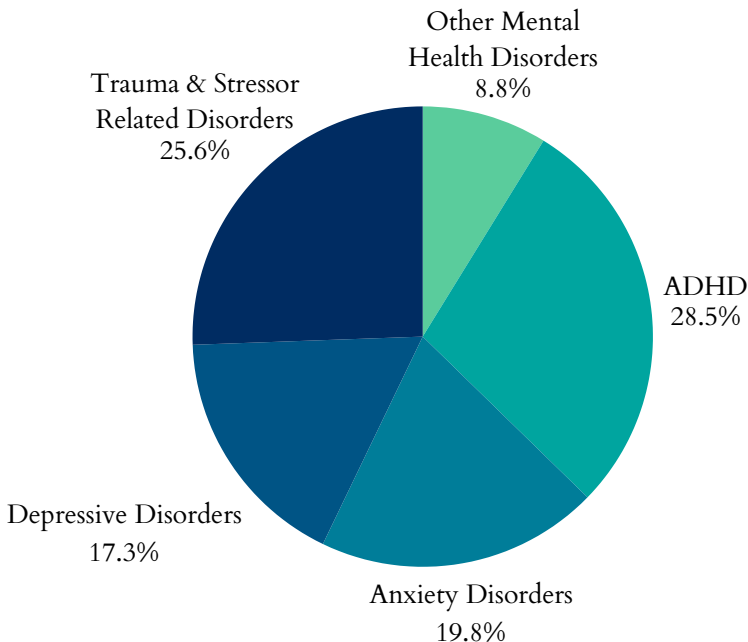


South Carolina's Children

Zero to Three

- **53.8%** of babies live above low-income
- **23.7%** of babies live at low income
- **22.6%** of babies live in poverty
- **12.6%** of babies live in deep poverty
- **74.7%** of new parents have at least one parent working full time

Top 5 Mental Health Diagnoses Among Children, 2023



Prenatal Substance Exposure

- In 2024, South Carolina did not report on the number infants screened in with prenatal substance exposure.
- South Carolina did not report any plans of safe care for screened-in infants.

Family First

- Plan approved on **January 1, 2021**
- In 2023, **0** children were served
- \$0 pulled down in federal dollars from Title IV-E

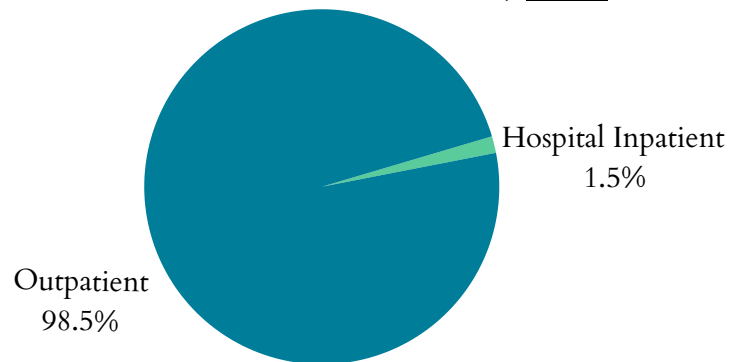
Teens & Youth

- **24,000** youth (16-19yrs) were not in school nor working in 2024 (7%)
- **87** children <19yrs were killed by a firearm in South Carolina in 2024.

Mental Health

- **33,929** children received mental health treatment in South Carolina in 2023 (1.8%)
- From 2021 to 2023, there were **10** deaths from suicide per 100,000 adolescents aged 15-19 in South Carolina.

Treatment Type for Youth with Substance Use Disorder, 2024



Substance Use

- From 2015 to 2019, an average of **27,368** children in South Carolina (1.9% of the state's child population) lived with parents having a substance use disorder.
- On March 29th, 2024, **1,185** clients 18 and under were in treatment for SUD

