

Puerto Rico's Children

Child Maltreatment

- In 2024, Puerto Rico had **20,608** total referrals for child abuse and neglect. Of those, **12,208** were screened in for response by CPS.
- **5,277** child victims of abuse or neglect, at a rate of **11.0** children per 1,000 (47.7% increase since 2020).
- Of the 5,277 children, **4,803** were first-time victims.
- Largest age group of victims = **14 years old**, representing **371** of the 5,277 cases.

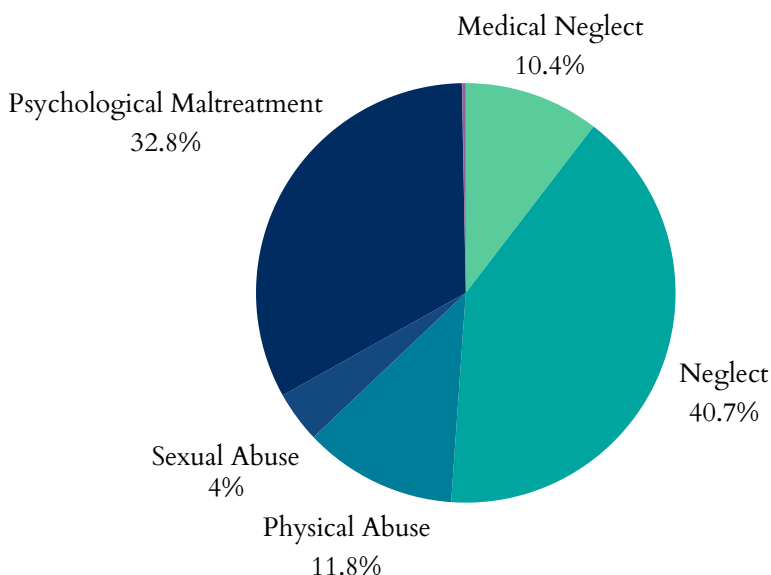
Perpetrators of child maltreatment (2024):

- **70.6%** = parents of the child.
- **29.3%** = non-parents or unknown relationship.

Child victims (2024):

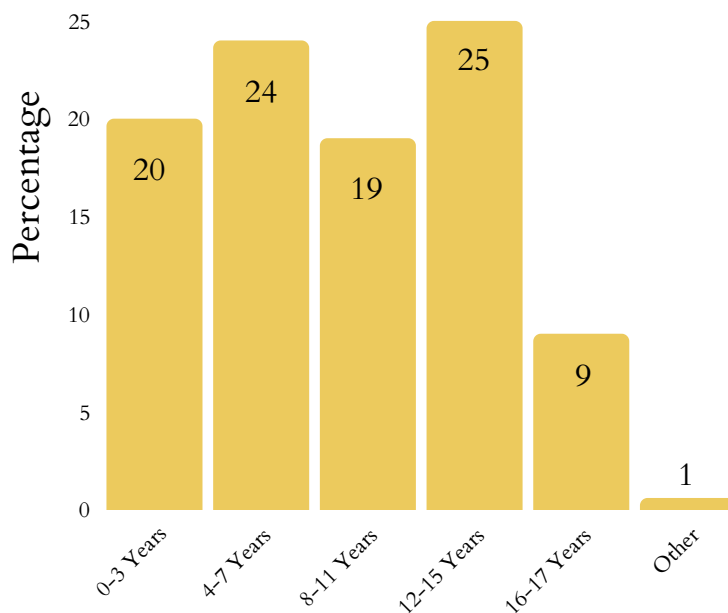
- **51.34%** = female; **48.66%** = male.

Types of Maltreatment Victims, 2024



- Child fatalities increased from **5** in 2022 to **6** in 2023.
- Puerto Rico reported **3** total child victims of sex trafficking.
- Post-response services given to **5,360** victims and **16,773** non-victims.

Age Distribution of Maltreatment Victims, 2024



Workforce

There are **3,350** children, family, and school social workers in Puerto Rico with a mean wage of **\$21.53** (compared to Puerto Rico's 2024 minimum wage: **\$10.50**)

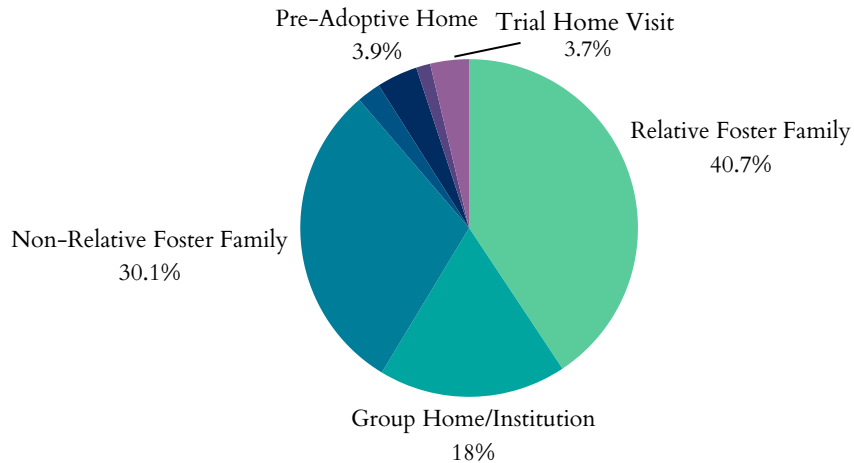


Puerto Rico's Children

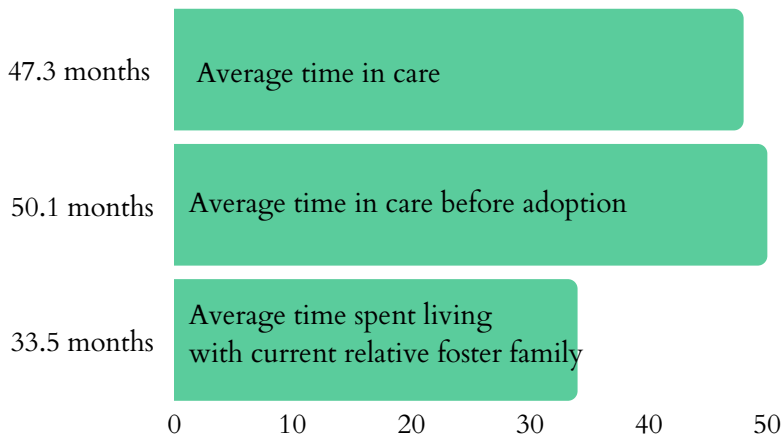
Foster Care and Adoptions

- 2,915 total children were served by the foster care system in FY 2024.
- 2,381 in care as of 09/30/2024.
- During FY 2024, 607 children entered care and 534 exited.
- 55 children were adopted; 328 were waiting to be adopted.
- 3.08% increase in the number of children in care and a 26.67% decrease in the number of children adopted from care from FY 2023-2024.

Where are Children in Foster Care Staying? 2023



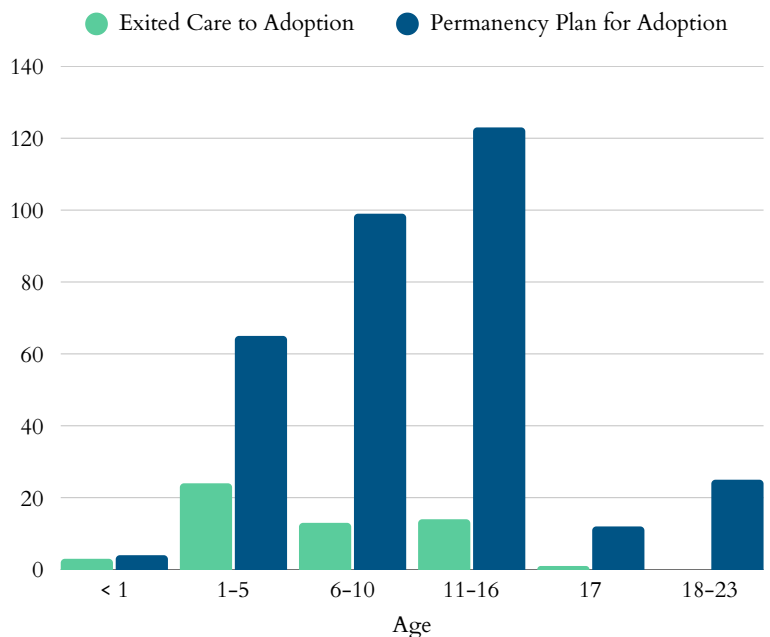
Duration in Care, 2023



- In 2023, an **unknown number** of children were living with non-relative foster family; **602** lived with a relative.
- **1,552** children were staying in group homes or institutions; **34** children classified as runaways.

In FY 2024, 33 children transitioned from foster care to independence. This is a 31.25% decrease from 48 in FY 2023.

Age Distribution of Adoptions, 2024

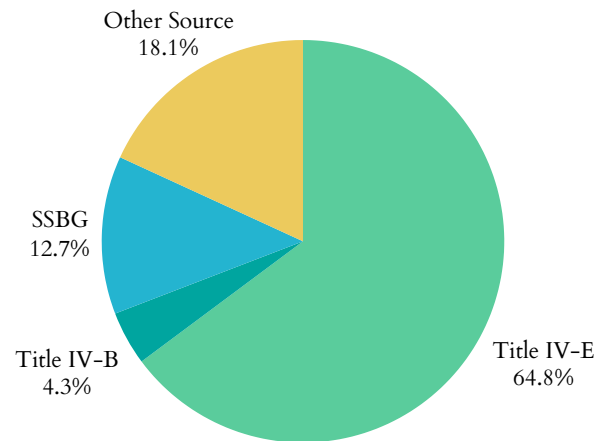


Puerto Rico's Children

Funding for Child Welfare Services

- Puerto Rico spent **\$226,739,316.82** on child welfare services in 2022.
 - Child welfare services = direct and administrative services
- **\$130,788,674.42** = from the federal government
- **\$92,393,642.40** = from state and local funds.

Federal Funding Sources, 2022



The significant funding sectors of the **\$130,788,674.42** in federal funding received in Puerto Rico in 2022:

- **\$75,415,052.18** as part of the Title IV-E Total Foster Care Program.
- **\$3,531,249** as part of the Title IV-E Adoption Assistance Program.
- Puerto Rico's sum of expenditures for Social Service Block Grants in 2022 was **\$15,424,533**

Child Care & Early Learning

- **16,051** annual enrollment for Head Start Preschool
- **\$212,981,781** Head Start Preschool Annual Operations Funded
- **5,293** enrollment for Early Head Start
- **\$107,566,728** Early Head Start Operations Funded Amount

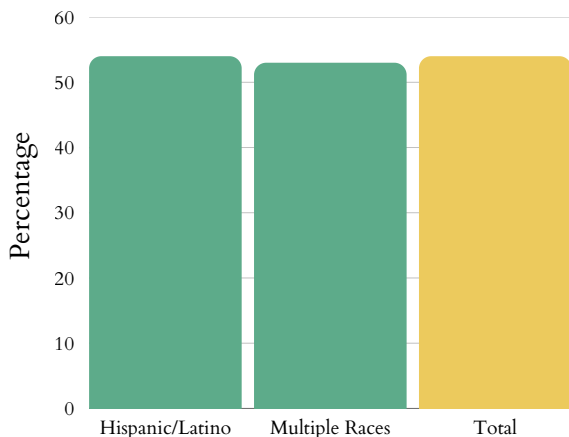


Puerto Rico's Children

Child Poverty

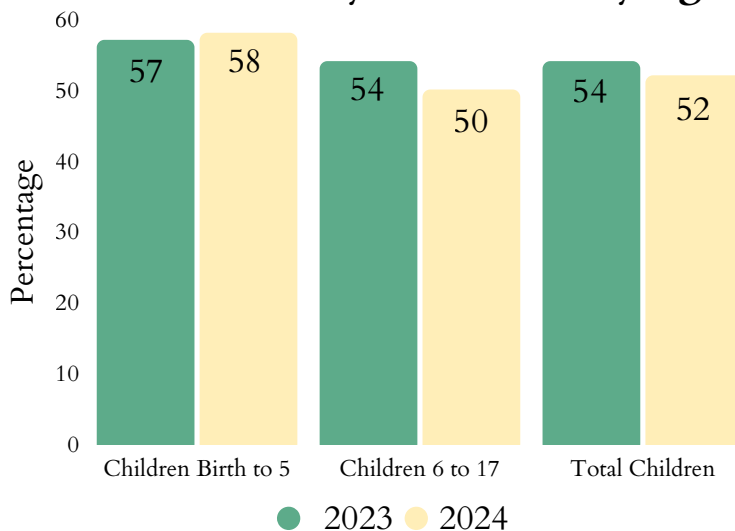
- 226,000 children lived with parents who lacked secure employment in 2023 (45% of all children).
- Average number of TANF recipients rose from 6,641 in 2024 to 6,780 in 2025 (2.09% increase).

Child Poverty by Race or Ethnicity, 2023



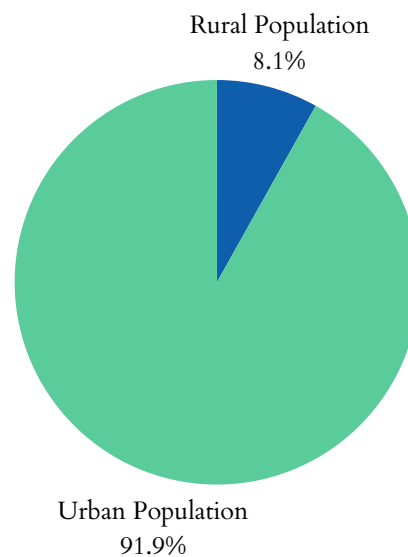
Note: Data unavailable for all races.

Child Poverty Over Time by Age



- Puerto Rico spent \$171,109,974 on WIC in 2025, serving 87,035 people: a 0.8% increase in total participants and 8.8% increase in spending since 2024.

Total Urban vs. Rural Population of Puerto Rico, 2020



Housing

- 1,210 children, from birth to three-years-old, experienced homelessness in 2023 (1.59%)
- 33.2% of households receiving the Low Income Housing Tax Credit reported having at least one member under 18 in 2023
- 29% of children lived in households with a high housing cost burden in 2022
- 225,568 total Puerto Rican residents living in public housing in 2022



Puerto Rico's Children

Health

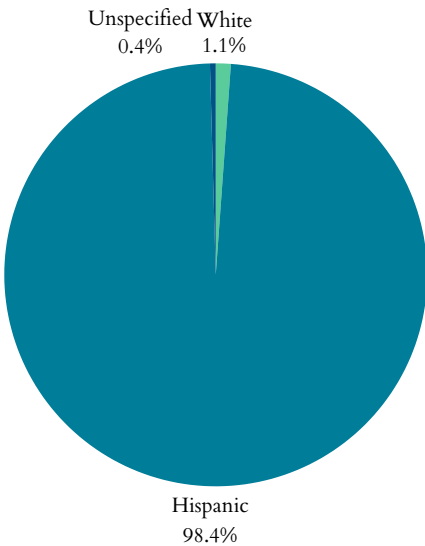
- **1,133** low birth-weight babies (<5.5lbs) born in 2023 (12% of births).
- **2,273** preterm births (<37wks) in 2023 (12% of births).
 - 7.14% of all White babies
 - 12.33% of all Black babies
- **1,133** births to mothers aged 15-19 in 2023 – a rate of 12 in every 1,000 teen girls.
- **126** infants aged <1yr died in 2023 – a rate of 7.0 in every 1,000 infants.

Maternal Mortality

- Puerto Rico reported **34.0** maternal deaths per every 100,000 live births in 2020. A **61.9%** increased since 2019.

- **13,000** children had no health insurance in 2024 (18.75% decrease from 2021).
- **313,000** children were enrolled in public health insurance in 2024 (6% decrease from 2023).
- **15,000** children in Puerto Rico had both public and private health insurance in 2023 (16.7% decrease from 2022).

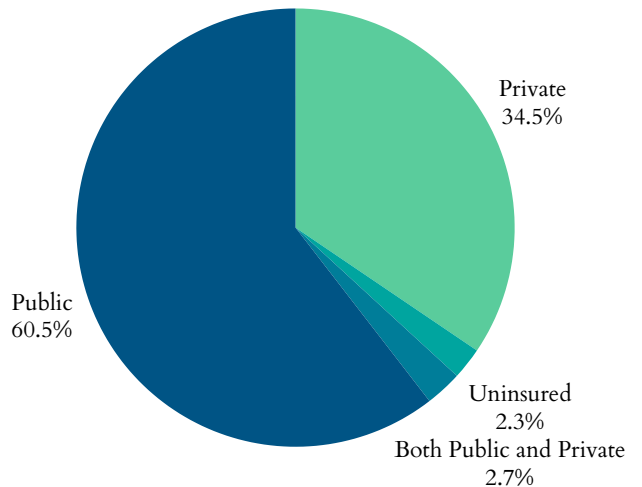
Percentage of All Preterm Births by Race or Ethnicity, 2023



Medicaid Expansion

Puerto Rico has had Medicaid expansion adopted since 2016.

Health Insurance Coverage for Children, 2024

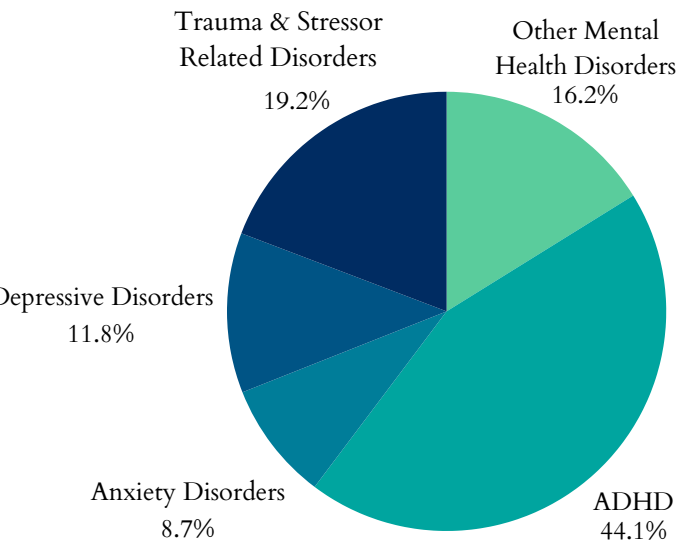


Puerto Rico's Children

Zero to Three

- **17.6%** of babies live above low-income
- **25.0%** of babies live at low income
- **57.4%** of babies live in poverty
- **39.3%** of babies live in deep poverty

Top 5 Mental Health Diagnoses Among Children, 2023



Prenatal Substance Exposure

- In 2023, Puerto Rico reported **22** infants screened in with prenatal substance exposure.
- Puerto Rico reported **21** plans of safe care for screened-in infants.

Family First

Puerto Rico has a **Family First** plan approved by the administration.

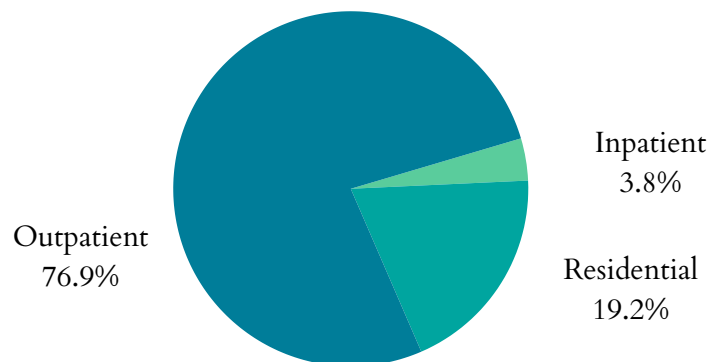
Teens & Youth

- **18,000** youth (16-19yrs) were not in school nor working in 2023 (12%)
- **58** children <19yrs were killed by a firearm in Puerto Rico in 2020.

Mental Health

- **1,105** children received mental health treatment in Puerto Rico in 2023 (0.1%)
- In 2021, **9%** of children in Puerto Rico grades 9th through 12th seriously considered suicide.

Treatment Type for Youth with Substance Use Disorder, 2024



Substance Use

- On March 29th, 2024, **26** clients 18 and under were in treatment for substance use disorder.

