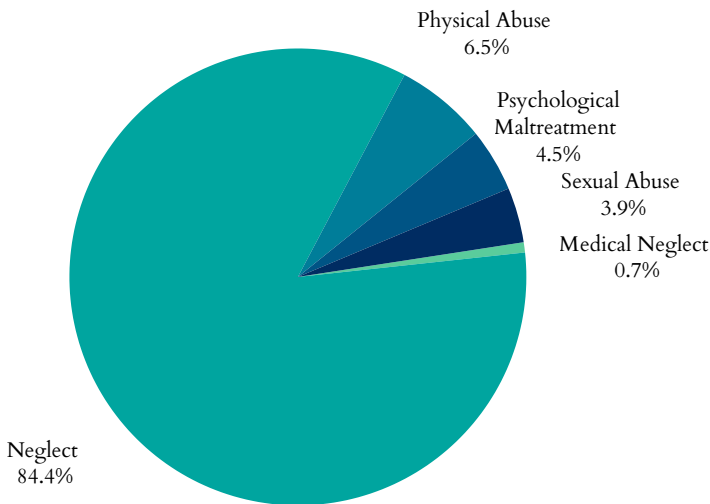


North Dakota's Children

Child Maltreatment

- In 2024, North Dakota did not report total referrals for child abuse and neglect. **3,202** referrals were screened in for response by CPS.
- **677** child victims of abuse or neglect, at a rate of **3.7** children per 1,000 (**58.1%** decrease since 2020).
- Of the **677** children, **506** were first-time victims.
- Largest age group of victims = **<1 years**, representing **140** of the **677** cases.

Types of Maltreatment Victims, 2024

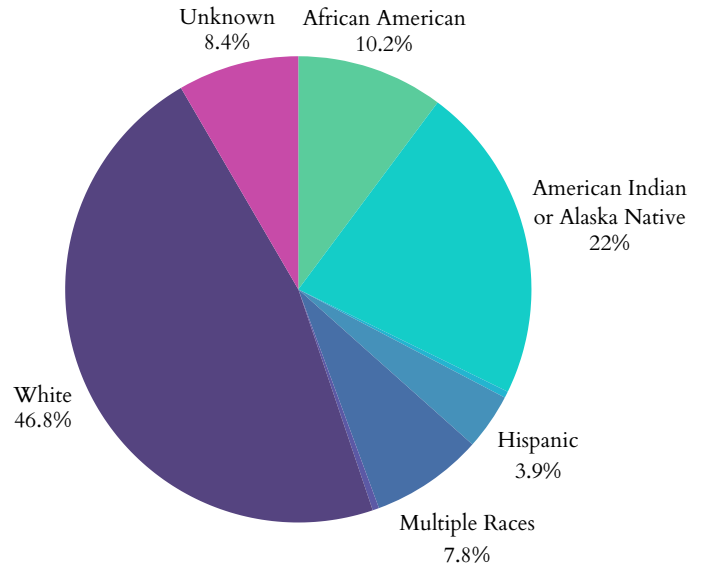


Workforce

There are **780** children, family, and school social workers in North Dakota with a mean wage of **\$32.38** (compared to North Dakota's 2024 minimum wage: **\$7.25**)



Child Victims by Race or Ethnicity, 2024



Perpetrators of child maltreatment (2024):

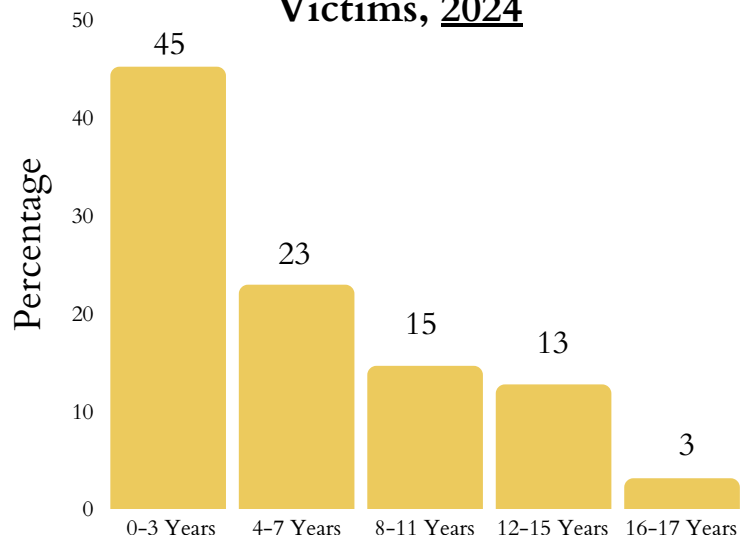
- **81.5%** = parents of the child.
- **18.5%** = non-parents or unknown relationship.

Child victims (2024):

- **51.6%** = female; **48.4%** = male.

- Child fatalities did not change from **2** in 2023 to **2** in 2024.
- North Dakota reported no child victim of sex trafficking.
- Post-response services given to **352** victims and **692** non-victims.

Age Distribution of Maltreatment Victims, 2024

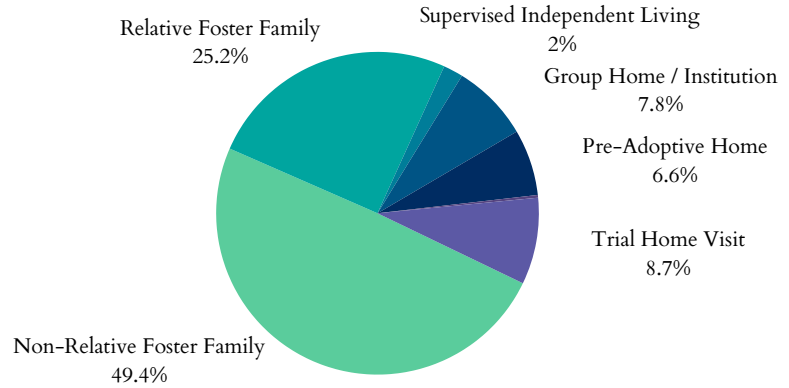


North Dakota's Children

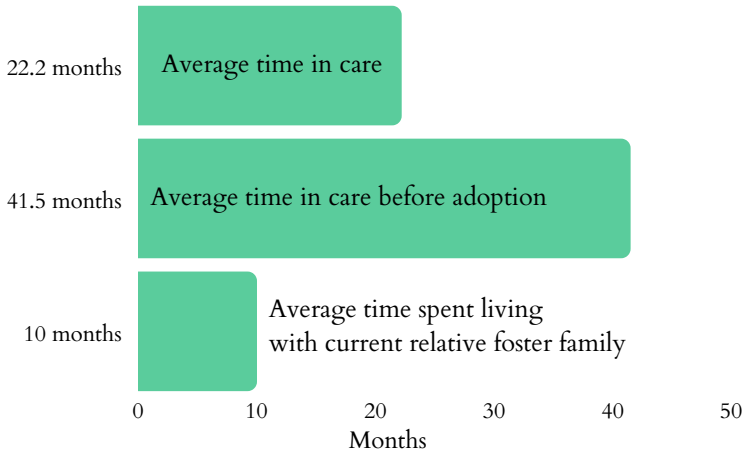
Foster Care and Adoptions

- **1,984** total children were served by the foster care system in FY 2024.
- **1,158** children in care as of 09/30/2024.
- During FY 2024, **748** children entered care and **826** exited.
- **263** children were adopted; **337** had a permanency plan for adoption.
- **10.6%** decrease in the number of children in care and a **37%** increase in the number of children adopted from care from FY 2023-2024.

Where are Children in Foster Care Staying? 2023



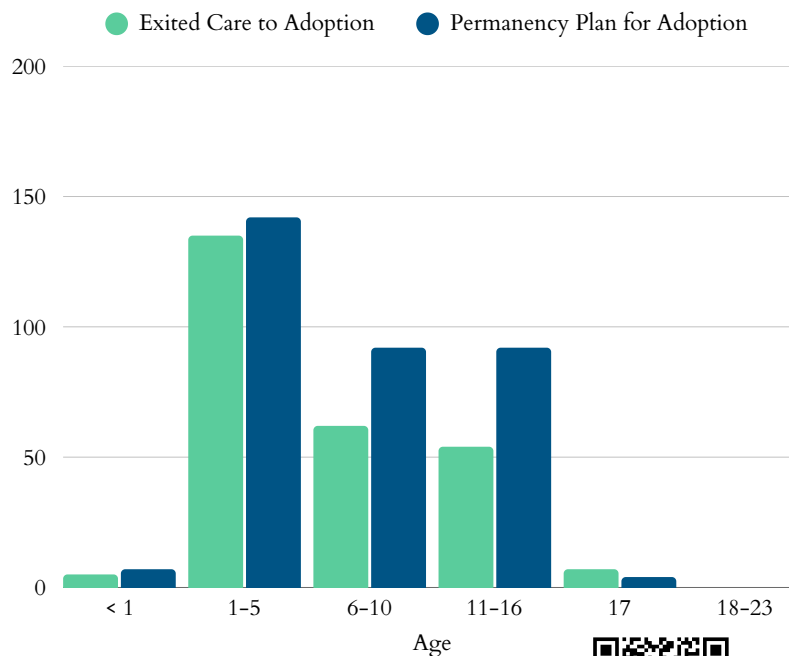
Duration in Care, 2023



- In 2023, **723** children were living with non-relative foster families; **369** stayed with a relative.
- **114** children were staying in group homes or institutions; **4** children were classified as runaways.
- There are **6,973** grandparents living with their grandchildren under 18. Of those, **54.1%** are responsible for their grandchildren.

In FY 2024, **46** children transitioned from foster care to independence. This is a **35.2%** decrease from **71** in FY 2023.

Age Distribution of Adoptions, 2024



Juvenile Justice

- **3,815** total arrests for youth under 18 in 2023
- A total of **42** youth were in a correctional placement in 2023; a **7.7%** increase since 2021
 - **7.1%** of the youth are ≤ 14 years old
 - **0%** are Black youth
 - **0%** are White youth
 - **85.7%** males and **14.3%** females
- Black youth represent **14.3%** of all correctional placements; **28.6%** for White youth in 2023

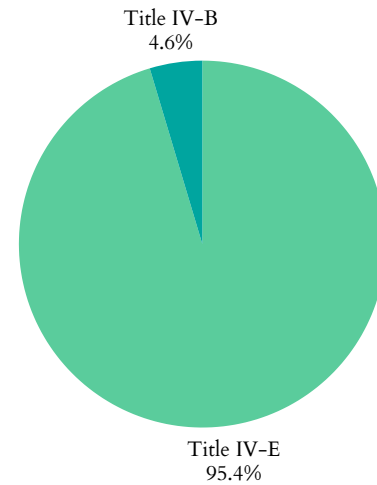


North Dakota's Children

Funding for Child Welfare Services

- North Dakota spent **\$44,329,355.82** on child welfare services in 2022*.
 - Child welfare services = direct and administrative services
- **\$24,778,142** = from the federal government.
- **\$19,551,213.82** = from state and local funds.

Federal Funding Sources, 2022*

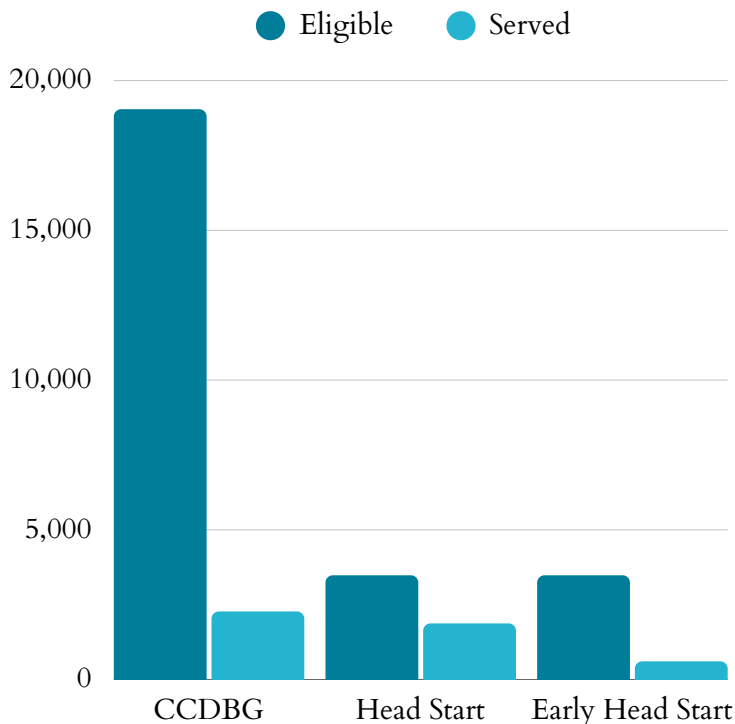


The significant funding sectors of the **\$24,778,142** in federal funding received in North Dakota in 2022*:

- **\$10,288,443** as part of the Title IV-E Total Foster Care Program.
- **\$12,441,097** as part of the Title IV-E Adoption Assistance Program.
- North Dakota's sum of expenditures for Social Service Block Grants in 2022 was **\$3,747,139**

*North Dakota's child welfare funding data is estimated based on HHS data.

Child Care & Early Learning



- **54%** of Head Start eligible children are served
- **17%** of Early Head Start eligible children are served
- **12%** of Child Care & Development Block Grant eligible children 5 and under are served

- **\$12,299** annual cost of center-based infant care
- **\$10,141** annual cost of home-based infant care

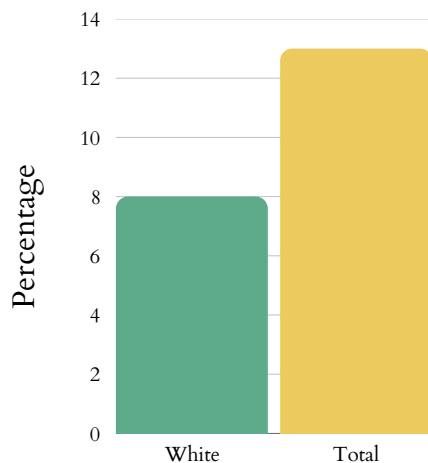


North Dakota's Children

Child Poverty

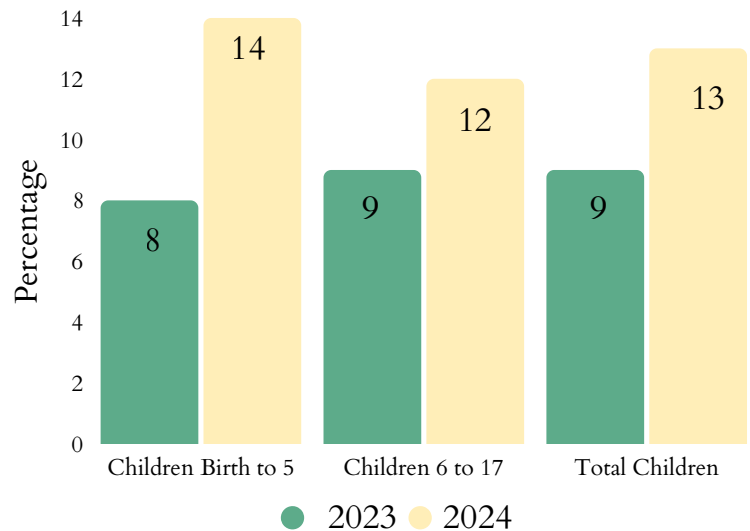
- **30,000** children lived with parents who lacked secure employment in 2023 (17% of all children).
- Average number of TANF recipients rose from **1,579** in 2024 to **1,826** in 2025 (15.6% increase).

Child Poverty by Race or Ethnicity, 2024



Note: Data unavailable for other races.

Child Poverty Over Time by Age

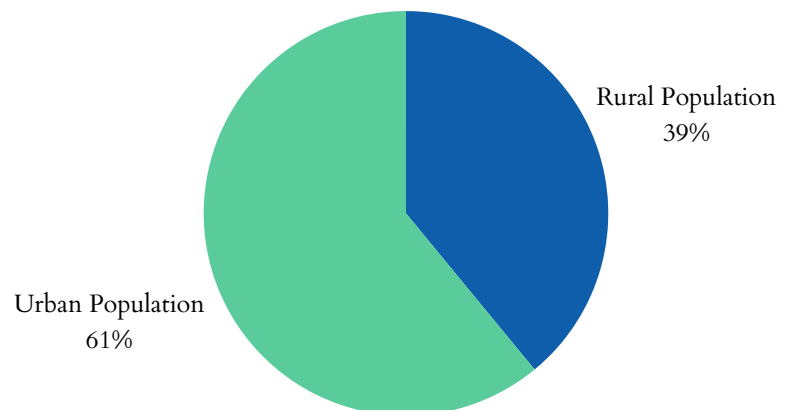


- The state spent **\$7,474,101** on WIC in 2025, serving **10,480** people: a 1.4% increase in total participants and 16.1% increase in spending since 2024.
- **77,880** people were food insecure in 2023, including 24,510 children.
- **41.7%** of households receiving SNAP benefits had children.

Housing

- **787** children, from birth to three-years-old, experienced homelessness in 2023 (2.01%).
- **24.5%** of households receiving the Low Income Housing Tax Credit report having at least one member under 18 in 2023.
- **15%** of children lived in households with a high housing cost burden in 2023.
- **2,046** total North Dakota residents living in public housing in 2025.

Total Urban vs. Rural Population of North Dakota, 2020



North Dakota's Children

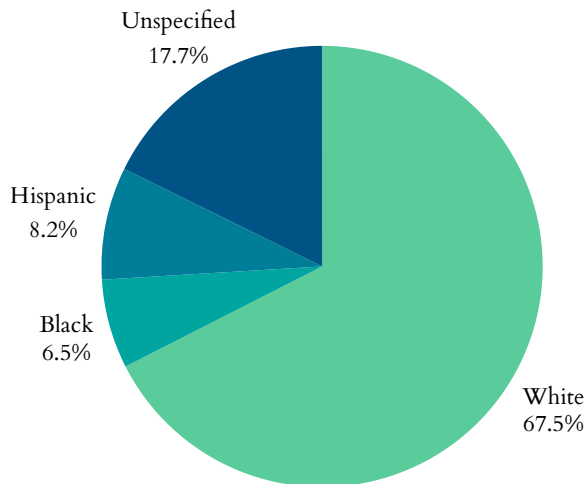
Health

- **681** low birth-weight babies (<5.5lbs) born in 2023 (7.1% of births).
- **994** preterm births (<37wks) in 2023 (10.31% of births).
 - 9.66% of all White babies
 - 11.82% of all Black babies
- **299** births to mothers aged 15-19 in 2023—a rate of 11 in every 1,000 teen girls.
- **45** infants aged <1yr died in 2023—a rate of 4.7 per 1,000.

Maternal Mortality

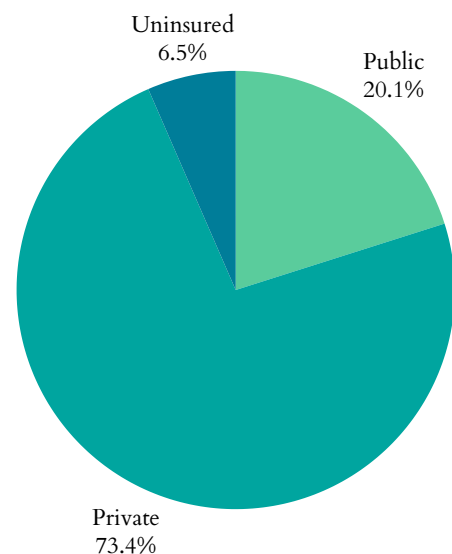
- From 2018 to 2022, **11** North Dakota women died while pregnant, or within 42 days post pregnancy from any cause relating to or aggravated by said pregnancy, excluding accidents and incidents
- The number of maternal deaths to every 100,000 live births is not recorded in North Dakota.

Percentage of All Preterm Births by Race or Ethnicity, 2023



- **13,000** children had no health insurance in 2024 (85.7% increase from 2023).
- **38,000** children were enrolled in Medicaid in 2024 (11.6% decrease from 2023).
- **7,592** children in North Dakota were in the state Children Health Insurance Program (CHIP) in 2021 (35% increase from 2020).

Health Insurance Coverage for Children, 2024



Medicaid Expansion

North Dakota has been a **Medicaid expansion** state since 01/01/2014.

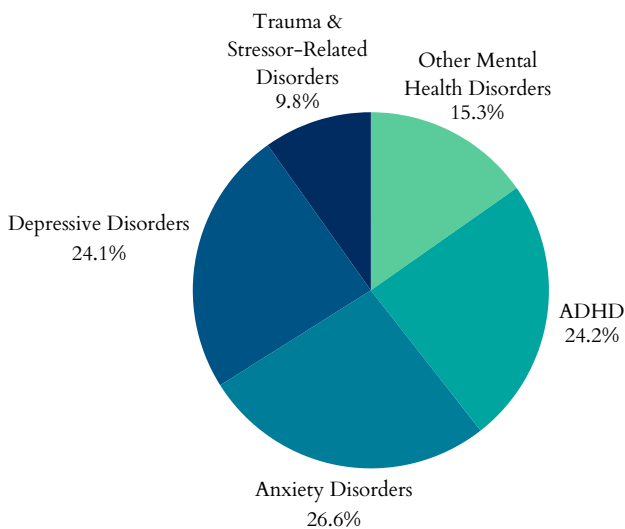


North Dakota's Children

Zero to Three

- **72.1%** of babies live above low-income
- **18.4%** of babies live at low income
- **9.5%** of babies live in poverty
- **6.8%** of babies live in deep poverty
- **83.5%** of new parents have at least one parent working full time

Top 5 Mental Health Diagnoses Among Children, 2023



Prenatal Substance Exposure

- In 2024, North Dakota did not report on infants screened-in with prenatal substance exposure.
- North Dakota did not report any plans of safe care for screened-in infants.

Family First

- Plan approved on **April 1, 2020**
- **130** children were served in 2023
 - \$625.47 spent per child on direct-services
- \$558,652 pulled down in federal dollars from Title IV-E
 - \$70,785 (12.7% in admin/training costs)
 - \$487,867 (87.3% in direct-service costs)

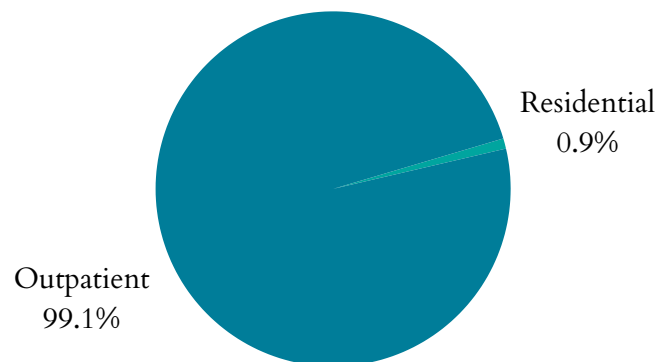
Teens & Youth

- **2,000** youth (16-19yrs) were not in school nor working in 2024 (**4%**).
- **12** children <19yrs were killed by a firearm in North Dakota in 2023.

Mental Health

- **1,685** children received mental health treatment in North Dakota in 2023 (**0.1%**)
- From 2021 to 2023, there were **14.9** deaths from suicide per 100,000 adolescents aged 15-19 in North Dakota.

Treatment Type for Youth with Substance Use Disorder, 2024



Substance Use

- From 2015 to 2019, an average of **5,032** children in North Dakota (**1.9%** of the state's child population) lived with parents having a substance use disorder.
- On March 29, 2024, **748** clients 18 and under were in treatment for SUD.

