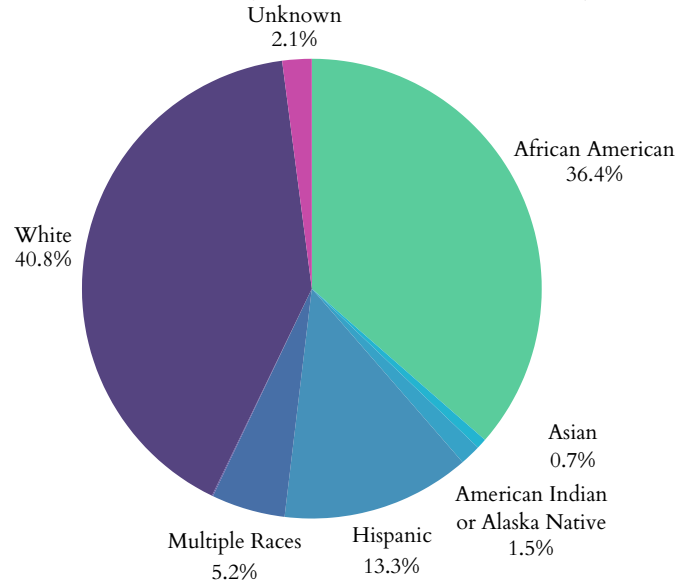


North Carolina's Children

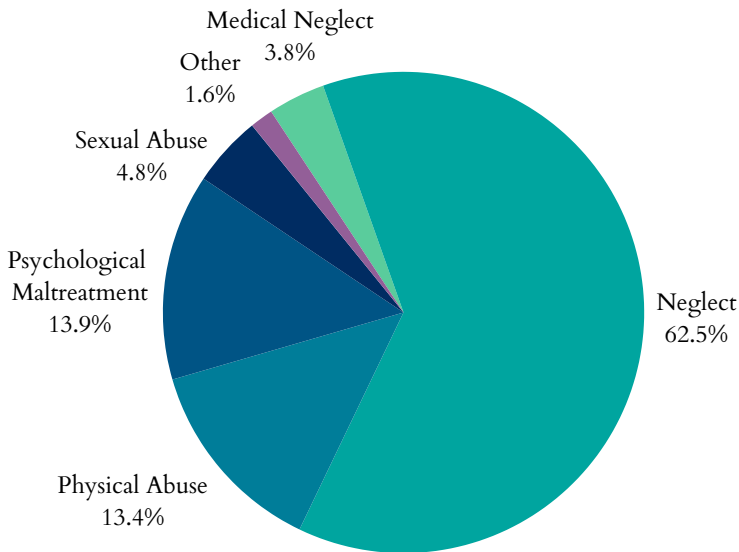
Child Maltreatment

- In 2024, North Carolina had **108,815** total referrals for child abuse and neglect. Of those, **57,660** were screened in for response by CPS.
- **25,478** child victims of abuse or neglect, at a rate of **10.8** children per 1,000 (**8.5%** increase since 2020).
- Of the **25,478** children, **18,409** were first-time victims.
- Largest age group of victims = **<1 years**, representing **2,710** of the **25,478** cases.

Child Victims by Race or Ethnicity, 2024



Types of Maltreatment Victims, 2024



Perpetrators of child maltreatment (2024):

- North Carolina did not report data revealing the perpetrators' relation to their victims.

Child victims (2024):

- **50.2%** = female; **49.8%** = male.

- Child fatalities decreased from **107** in 2023 to **46** in 2024.
- North Carolina reported **3** total child victim of sex trafficking.
- Post-response services given to **17,383** victims and **11,538** non-victims.

Workforce

There are **13,960** children, family, and school social workers in North Carolina with a mean wage of **\$28.37** (compared to North Carolina's 2024 minimum wage: **\$7.25**)

Age Distribution of Maltreatment Victims, 2024



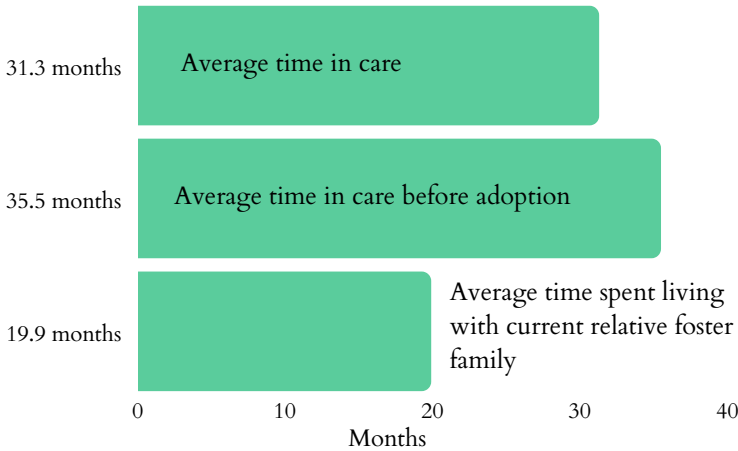
Published March 2026

North Carolina's Children

Foster Care and Adoptions

- **15,405** total children were served by the foster care system in FY 2024.
- **10,611** children in care as of 09/30/2024.
- During FY 2024, **5,095** children entered care and **4,794** exited.
- **1,214** children were adopted; **2,416** had a permanency plan for adoption.
- **0.4%** increase in the number of children in care and a **14.9%** increase in the number of children adopted from care from FY 2023-2024.

Duration in Care, 2023

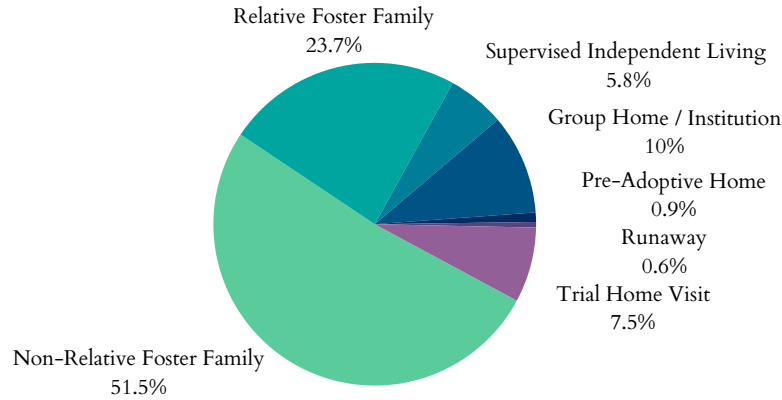


In FY 2024, **292** children transitioned from foster care to independence. This is a **11.9%** increase from **261** in FY 2023

Juvenile Justice

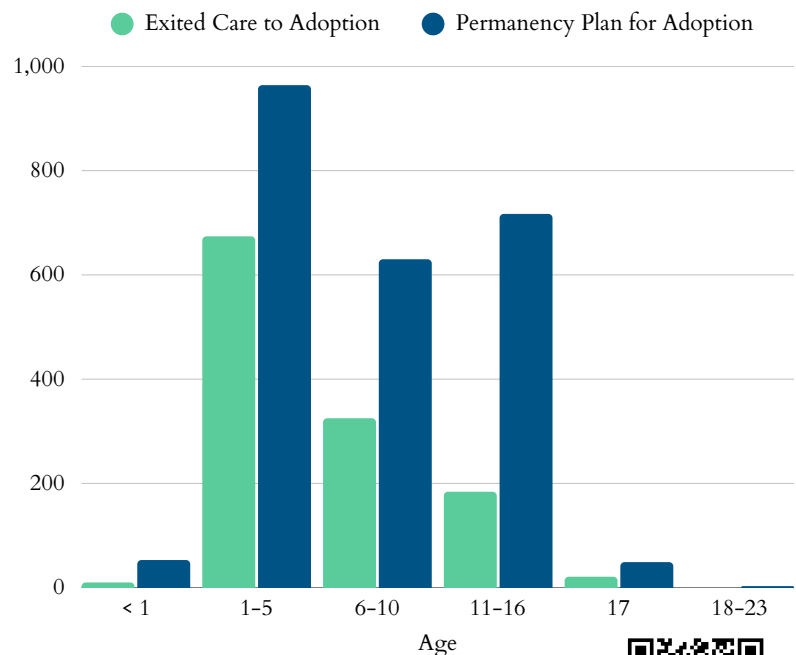
- **10,042** total arrests for youth under 18 in 2023
- A total of **573** youth were in a correctional placement in 2023; a **39.4%** increase since 2021
 - **10.5%** of the youth are ≤ 14 years old
 - **70%** are Black youth
 - **20%** are White youth
 - **86.9%** males and **13.1%** females
- Black youth represent **70.2%** of all correctional placements; **17.3%** for White youth in 2023

Where are Children in Foster Care Staying? 2023



- In 2023, **6,037** children were living with non-relative foster families; **2,772** stayed with a relative.
- **1,177** children were staying in group homes or institutions; **65** children were classified as runaways.
- There are **200,657** grandparents living with their grandchildren under 18. Of those, **38.7%** are responsible for their grandchildren.

Age Distribution of Adoptions, 2024

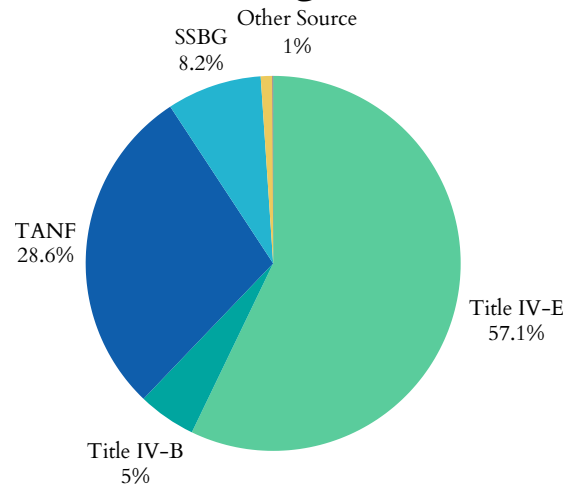


North Carolina's Children

Funding for Child Welfare Services

- North Carolina spent **\$798,106,848** on child welfare services in 2022.
 - Child welfare services = direct and administrative services
- **\$334,271,000** = from the federal government
- **\$461,695,214** = from state and local funds.

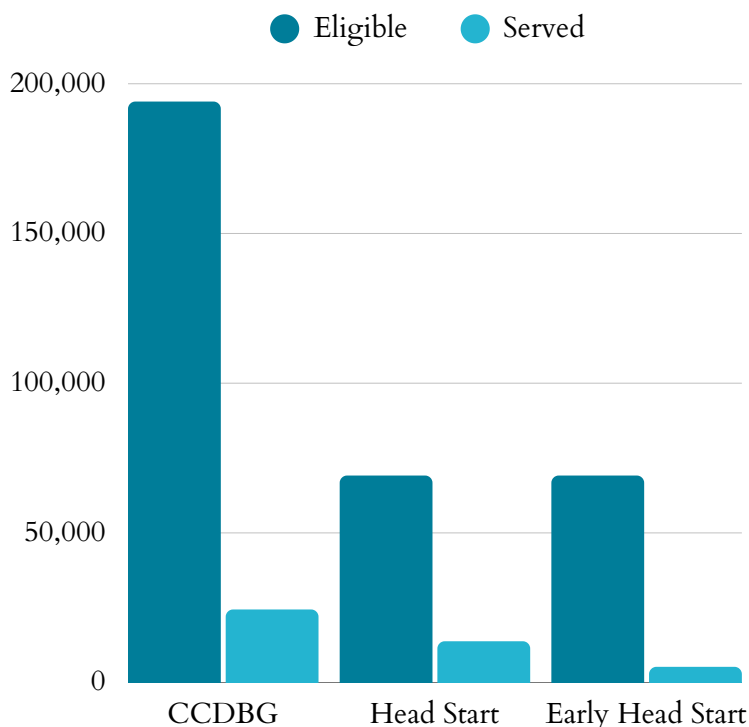
Federal Funding Sources, 2022



The significant funding sectors of the **\$334,271,000** in federal funding received in North Carolina in 2022:

- **\$104,188,973** as part of the Title IV-E Total Foster Care Program.
- **\$73,136,821** as part of the Title IV-E Adoption Assistance Program.
- North Carolina's sum of expenditures for Social Service Block Grants in 2022 was **\$71,480,370**

Child Care & Early Learning



- **20%** of Head Start eligible children are served
- **8%** of Early Head Start eligible children are served
- **13%** of Child Care & Development Block Grant eligible children 5 and under are served

- **\$12,370** annual cost of center-based infant care
- **\$9,961** annual cost of home-based infant care

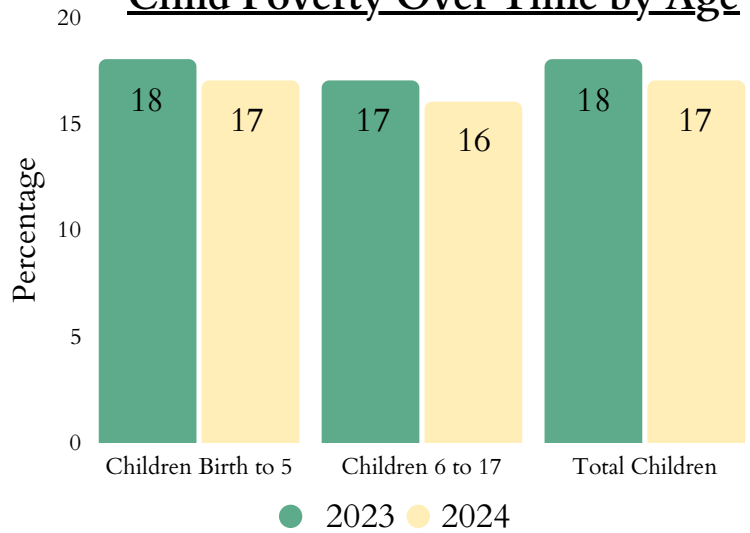


North Carolina's Children

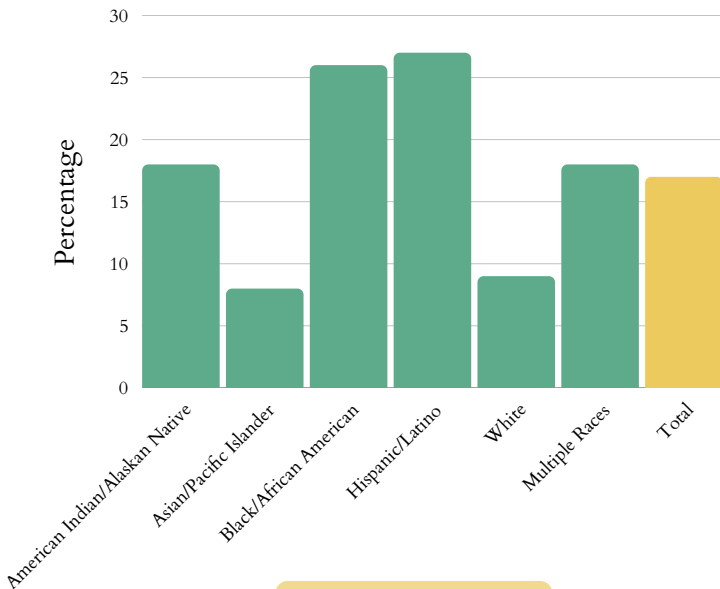
Child Poverty

- **583,000** children lived with parents who lacked secure employment in 2023 (25% of all children).
- Average number of TANF recipients fell from **12,276** in 2024 to **10,496** in 2025 (14.5% decrease).

Child Poverty Over Time by Age



Child Poverty by Race or Ethnicity, 2024

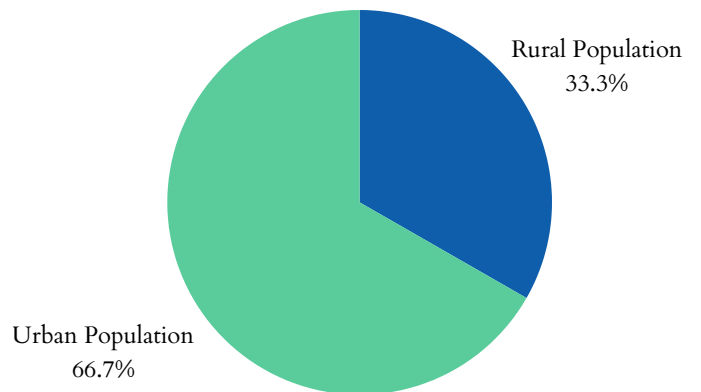


- The state spent **\$186,950,560** on WIC in 2025, serving **259,420** people: a 8.95% increase in total participants and 12.2% increase in spending since 2024.
- **1,627,360** people were food insecure in 2023, including 438,200 children.
- **38.8%** of households receiving SNAP benefits had children.

Housing

- **11,620** children, from birth to three-years-old, experienced homelessness in 2023 (2.4%).
- **34.1%** of households receiving the Low Income Housing Tax Credit report having at least one member under 18 in 2023.
- **27%** of children lived in households with a high housing cost burden in 2023.
- **45,198** total North Carolina residents living in public housing in 2025.

Total Urban vs. Rural Population of North Carolina, 2020

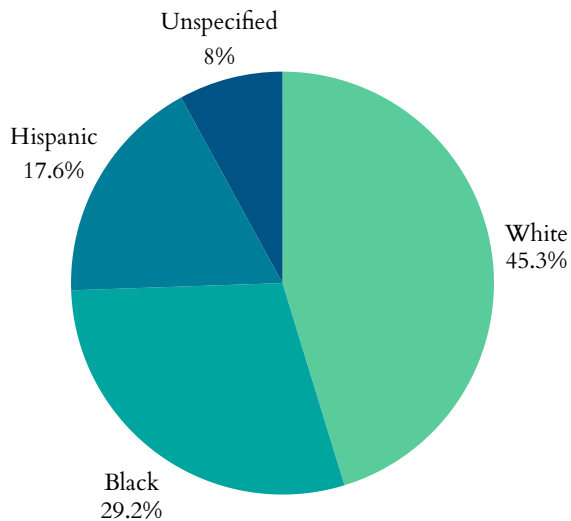


North Carolina's Children

Health

- **11,297** low birth-weight babies (<5.5lbs) born in 2023 (9.4% of births).
- **12,890** preterm births (<37wks) in 2023 (10.74% of births).
 - 9.55% of all White babies
 - 14.97% of all Black babies
- **5,238** births to mothers aged 15-19 in 2023 — a rate of 15 in every 1,000 teen girls.
- **831** infants aged <1yr died in 2023 — a rate of 6.9 per 1,000.

Percentage of All Preterm Births by Race or Ethnicity, 2023



Medicaid Expansion

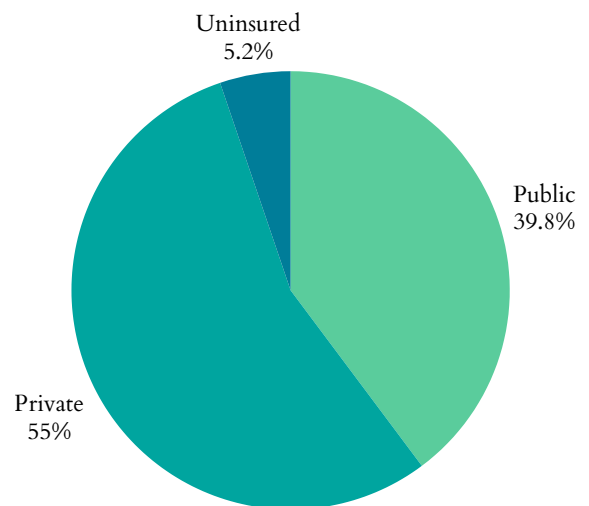
North Carolina has been a **Medicaid expansion** state since 12/01/2023.

Maternal Mortality

- From 2018 to 2022, **159** North Carolina women died while pregnant, or within 42 days post pregnancy from any cause relating to or aggravated by said pregnancy, excluding accidents and incidents
- For every 100,000 live births in North Carolina, there is 27 maternal deaths

- **137,000** children had no health insurance in 2024 (6.2% increase from 2023).
- **1,030,000** children were enrolled in Medicaid in 2024 (0.98% increase from 2023).
- **305,646** children in North Carolina were in the state Children Health Insurance Program (CHIP) in 2021 (1.2% decrease from 2020).

Health Insurance Coverage for Children, 2024

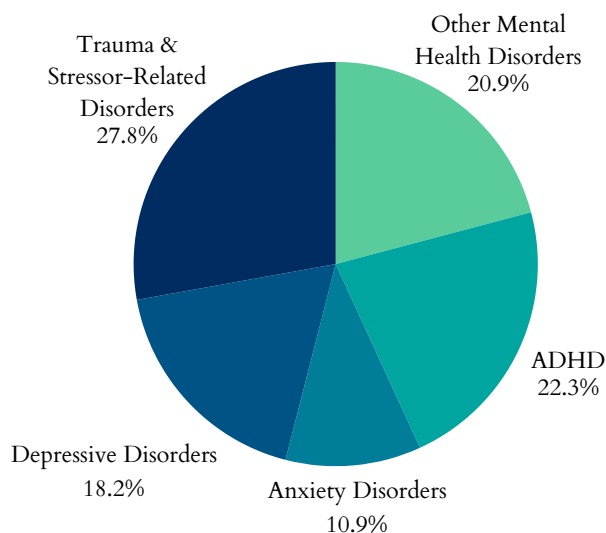


North Carolina's Children

Zero to Three

- **56.3%** of babies live above low-income
- **21.2%** of babies live at low income
- **22.5%** of babies live in poverty
- **12.2%** of babies live in deep poverty
- **77.9%** of new parents have at least one parent working full time

Top 5 Mental Health Diagnoses Among Children, 2023



Prenatal Substance Exposure

- In 2024, North Carolina reported **489** infants screened in with prenatal substance exposure.
- North Carolina reported **468** plans of safe care for screened-in infants.

Family First

- Plan approved on **January 1, 2022**
- **0** children were served in 2023
- **\$0** pulled down in federal dollars from Title IV-E

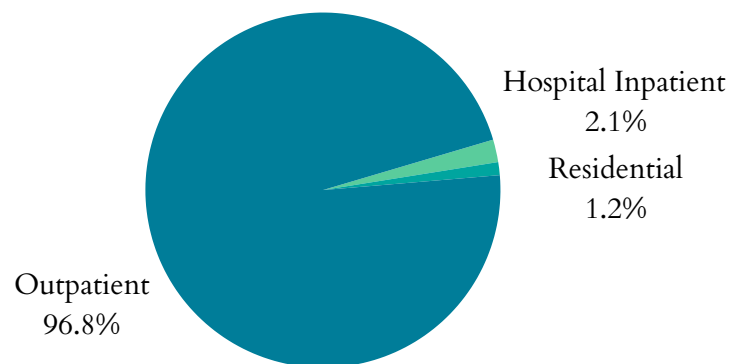
Teens & Youth

- **33,000** youth (16-19yrs) were not in school nor working in 2024 (**6%**).
- **135** children <19yrs were killed by a firearm in North Carolina in 2024.

Mental Health

- **6,094** children received mental health treatment in North Carolina in 2023 (**0.3%**).
- In 2021 to 2023, there were **11.1** deaths from suicide per 100,000 adolescents aged 15-19 in North Carolina.

Treatment Type for Youth with Substance Use Disorder, 2024



Substance Use

- From 2015 to 2019, an average of **55,343** children in North Carolina (**1.8%** of the state's child population) lived with parents having a substance use disorder.
- On March 29, 2024, **2,621** clients 18 and under were in treatment for SUD.

