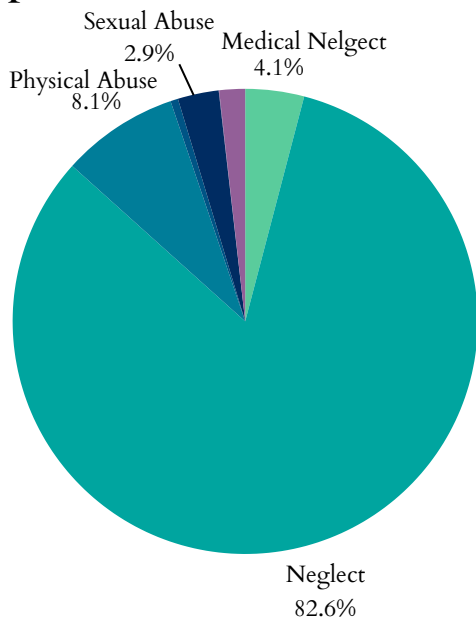


New York's Children

Child Maltreatment

- In 2024, New York did not report total referrals for child abuse and neglect. **147,263** referrals were screened in for response by CPS.
- **45,746** child victims of abuse or neglect, at a rate of **11.5** children per 1,000 (**22.6%** decrease since 2020).
- Of the **45,746** children, **27,326** were first-time victims.
- Largest age group of victims = **<1 years**, representing **4,055** of the **45,746** cases.

Types of Maltreatment Victims, 2024

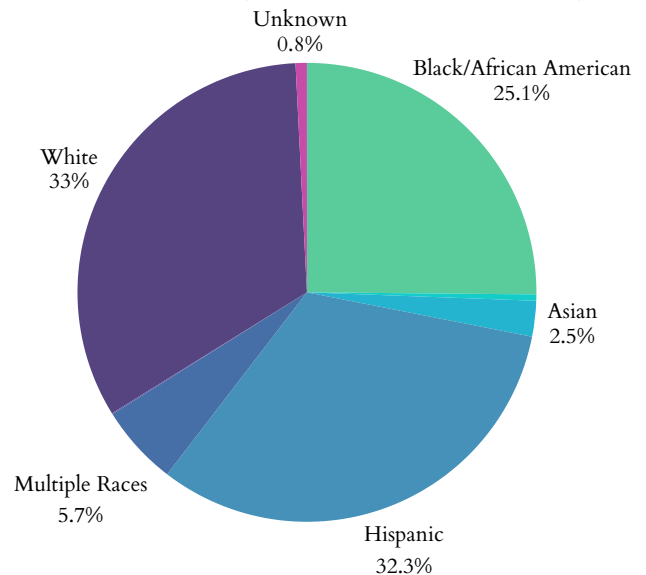


Workforce

There are **22,310** children, family, and school social workers in New York with a mean wage of **\$35.62** (compared to New York's 2024 minimum wage: **\$15.00**)



Child Victims by Race or Ethnicity, 2024



Perpetrators of child maltreatment (2024):

- **83%** = parents of the child.
- **17%** = non-parents or unknown relationship.

Child victims (2024):

- **50.7%** = female; **40.2%** = male.

- Child fatalities decreased from **123** in 2023 to **108** in 2024.
- New York reported **21** total child victims of sex trafficking.
- No data is available on post-response services given to victims and non-victims.

Age Distribution of Maltreatment Victims, 2024

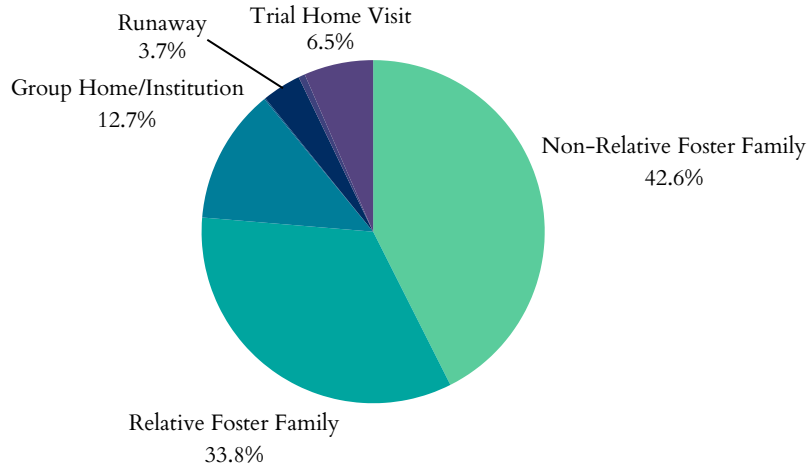


New York's Children

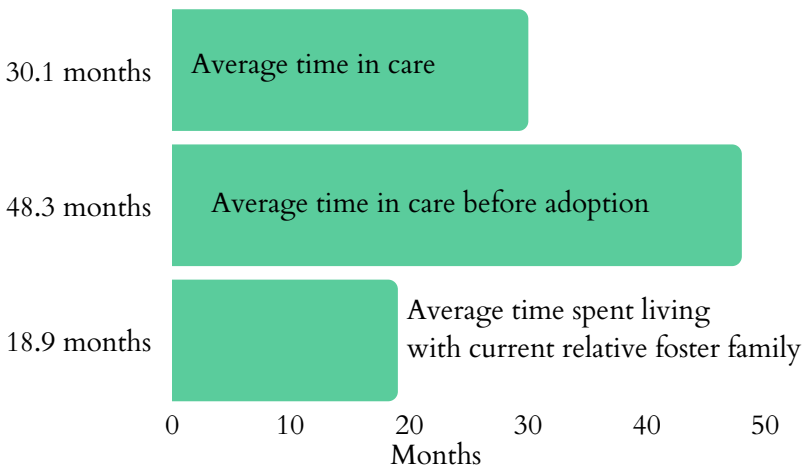
Foster Care and Adoptions

- **21,221** total children were served by the foster care system in FY 2024.
- **14,703** children in care as of 09/30/2024.
- During FY 2024, **6,668** children entered care and **6,518** exited.
- **1,434** children were adopted; **3,255** were waiting to be adopted.
- **0.1%** decrease in the number of children in care and a **6.0%** decrease in the number of children adopted from care from FY 2023-2024.

Where are Children in Foster Care Staying? 2023



Duration in Care, 2023



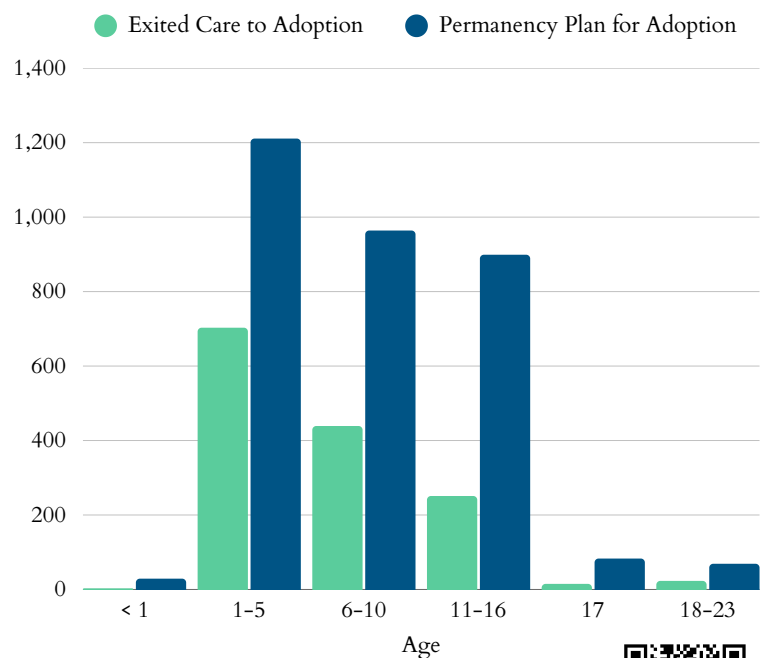
- In 2023, **6,333** children were living with non-relative foster families; **5,022** lived with a relative.
- **1,896** children were staying in group homes or institutions; **546** children were classified as runaways.
- There are **391,560** grandparents living with their grandchildren under 18. Of these, **25.0%** are responsible for their grandchildren.

In FY 2024, **627** children transitioned from foster care to independence. This is a **11.6%** decrease from **709** in FY 2023.

Juvenile Justice

- **15,439** total arrests for youth under 18 in 2023
- A total of **1,119** youth were in a correctional placement in 2023; a **51%** increase since 2021
 - **11.5%** of the youth are ≤ 14 years old
 - **53.5%** are Black youth
 - **25.6%** are White youth
 - **85%** males and **15%** females
- Black youth represent **64%** of all correctional placements; **17%** for White youth in 2023

Age Distribution of Adoptions, 2024

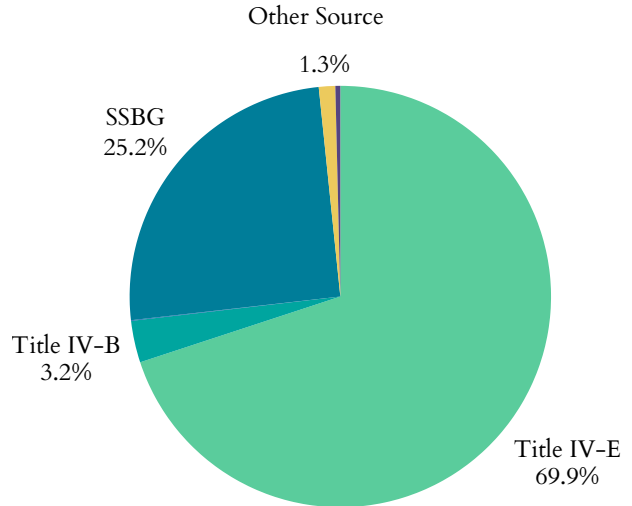


New York's Children

Funding for Child Welfare Services

- New York spent **\$3,068,596,781** on child welfare services in 2022.
 - Child welfare services = direct and administrative services
- **\$909,667,009** = from the federal government
- **\$2,158,929,772** = from state and local funds

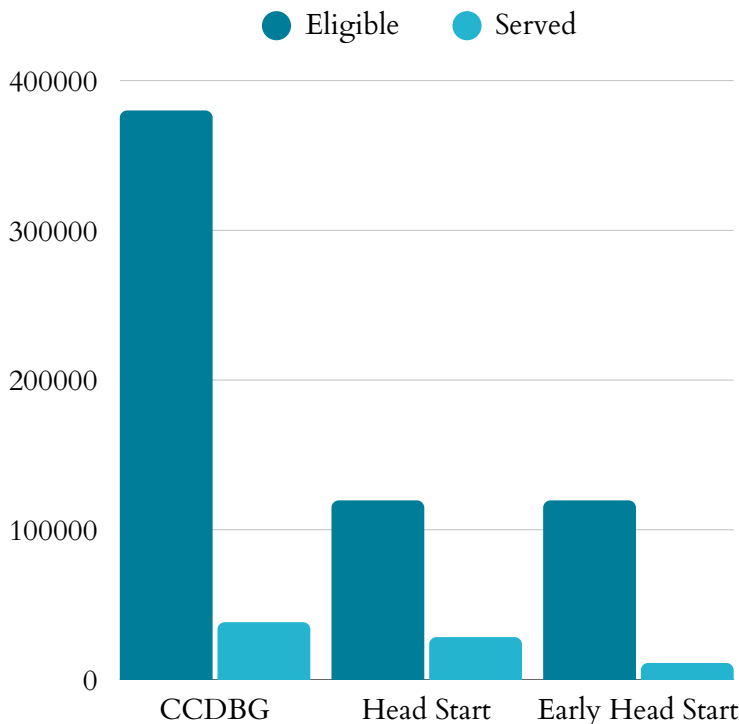
Federal Funding Sources, 2022



The significant funding sectors of the **\$909,667,009** in federal funding received in New York in 2022:

- **\$403,870,974** as part of the Title IV-E Total Foster Care Program.
- **\$171,235,205** as part of the Title IV-E Adoption Assistance Program.
- New York's sum of expenditures for Social Service Block Grants in 2022 was **\$208,762,428**

Child Care & Early Learning



- **24%** of Head Start eligible children are served
- **9%** of Early Head Start eligible children are served
- **10%** of Child Care & Development Block Grant eligible children 5 and under are served

- **\$20,439** annual cost of center-based infant care
- **\$16,415** annual cost of home-based infant care

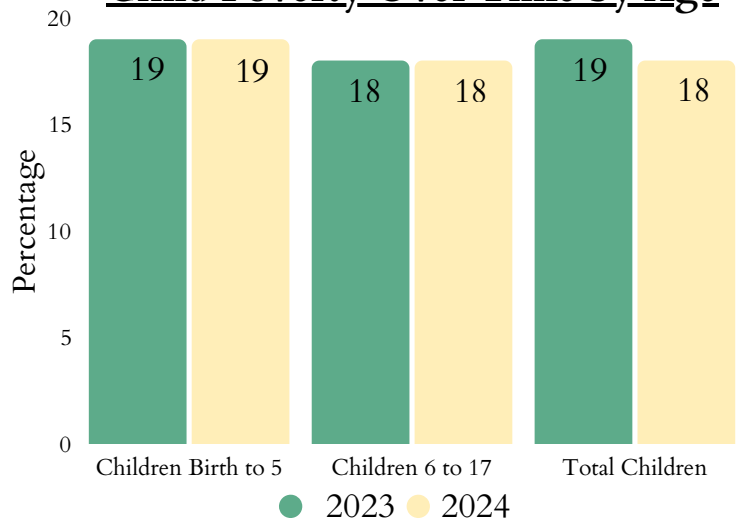


New York's Children

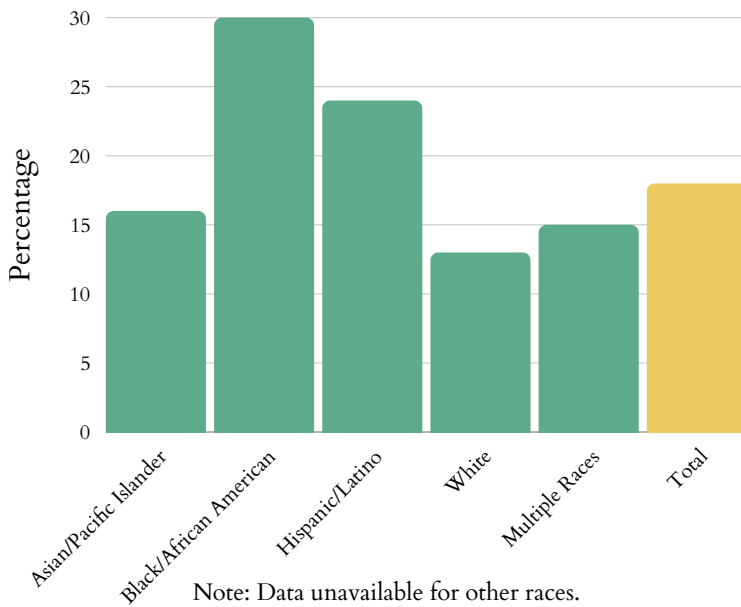
Child Poverty

- **1,135,000** children lived with parents who lacked secure employment in 2023 (29% of all children).
- Average number of TANF recipients rose from **332,678** in 2024 to **350,776** in 2025 (5.4% increase).

Child Poverty Over Time by Age



Child Poverty by Race or Ethnicity, 2024

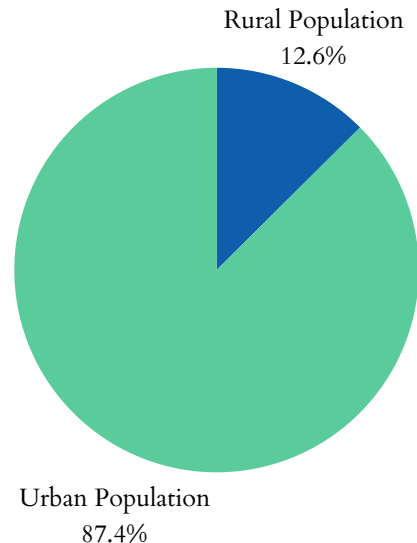


- The state spent **\$149,998,611** on WIC in 2025, serving **455,684** people: a 3.4% decrease in spending and 4.1% increase in total participants since 2024.
- **2,831,080** people were food insecure in 2023, including 750,180 children.
- **32.4%** of households receiving SNAP benefits had children.

Housing

- **51,987** children, from birth to three-years-old, experienced homelessness in 2023 (6.3%).
- **21.9%** of households receiving the Low Income Housing Tax Credit report having at least one member under 18 in 2023.
- **38%** of children lived in households with a high housing cost burden in 2023.
- **281,497** total New York residents living in public housing in 2025.

Total Urban vs. Rural Population of New York, 2020

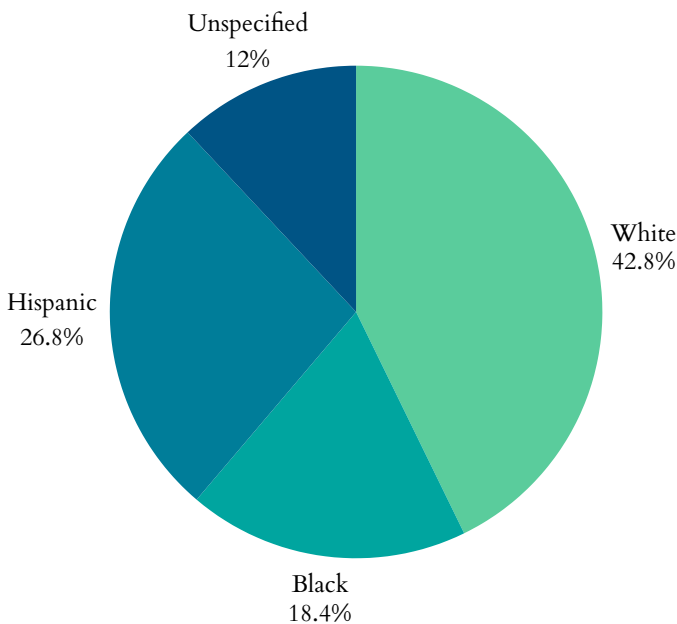


New York's Children

Health

- **17,381** low birth-weight babies (<5.5lbs) born in 2023 (8.6% of births).
- **19,544** preterm births (<37wks) in 2023 (9.62% of births).
 - 8.25% of all White babies
 - 13.76% of all Black babies
- **5,000** births to mothers aged 15-19 in 2023—a rate of 9 in every 1,000 teen girls.
- **825** infants aged <1yr died in 2023—a rate of 4 per 1,000.

Percentage of All Preterm Births by Race or Ethnicity, 2023



Medicaid Expansion

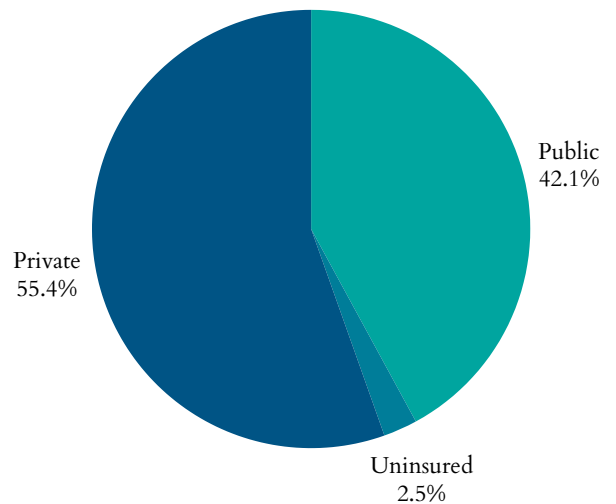
New York has been a **Medicaid expansion** state since 01/01/2014.

Maternal Mortality

- From 2018 to 2022, **241** New York women died while pregnant, or within 42 days post pregnancy from any cause relating to or aggravated by said pregnancy, excluding accidents and incidents
- For every 100,000 live births in New York, there is **22** maternal deaths

- **113,000** children had no health insurance in 2024 (5.8% decrease from 2023).
- **1,885,000** children were enrolled in Medicaid in 2024 (0.22% decrease from 2023).
- **631,462** children in New York were in the state Children Health Insurance Program (CHIP) in 2021 (16% decrease from 2020).

Health Insurance Coverage for Children, 2024

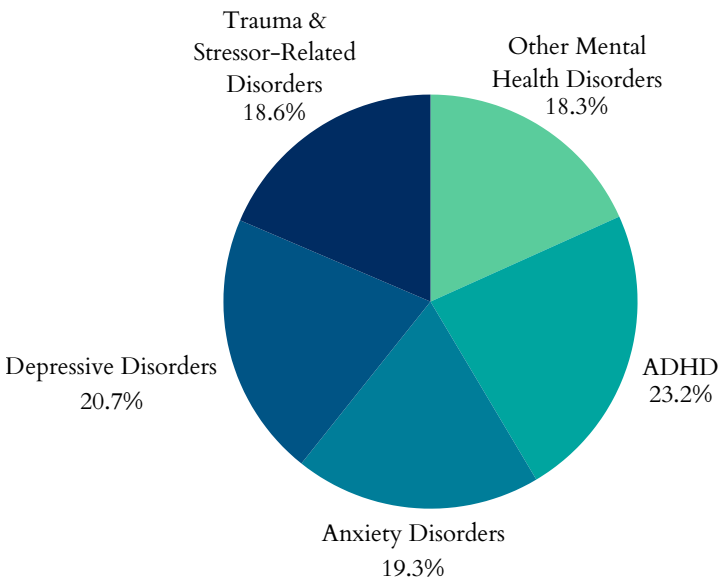


New York's Children

Zero to Three

- **63.0%** of babies live above low-income
- **17.4%** of babies live at low income
- **19.6%** of babies live in poverty
- **10.9%** of babies live in deep poverty
- **72.6%** of new parents have at least one parent working full time

Top 5 Mental Health Diagnoses Among Children, 2023



Prenatal Substance Exposure

- In 2024, New York reported **161** infants screened in with prenatal substance exposure.
- New York reported **138** plans of safe care for screened-in infants.

Family First

- Plan approved on **October 1, 2022**
- In 2023, **0** children were served
- **\$218,308** pulled down in federal dollars from Title IV-E
 - **\$218,308** (100% in admin/training costs)

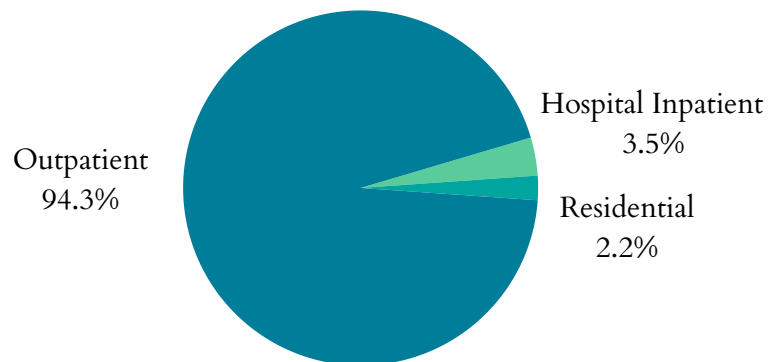
Teens & Youth

- **63,000** youth (16-19yrs) were not in school nor working in 2024 (**6%**)
- **44** children <19yrs were killed by a firearm in New York in 2024.

Mental Health

- **6,297** children received mental health treatment in New York in 2023 (**0.3%**)
- From 2021-2023, there were **5.4** deaths from suicide per 100,000 adolescents aged 15-19 in New York.

Treatment Type for Youth with Substance Use Disorder, 2024



Substance Use

- From 2015 to 2019, an average of **134,107** children in New York (**2.3%** of the state's child population) lived with parents having a substance use disorder.
- On March 29, 2024, **3,745** clients 18 and under were in treatment for SUD

