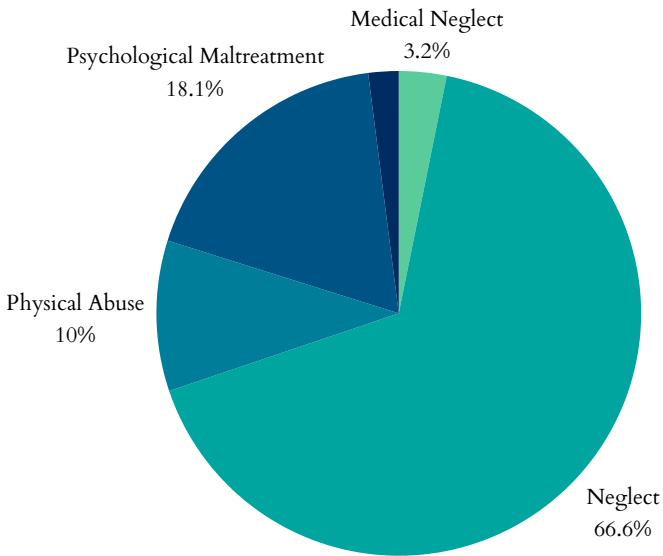


# New Mexico's Children

## Child Maltreatment

- In 2024, New Mexico had **39,491** total referrals for child abuse and neglect. Of those, **21,759** were screened in for response by CPS.
- **6,293** child victims of abuse or neglect, at a rate of **14** children per 1,000 (**10.7%** decrease since 2020).
- Of the **6,293** children, **4,299** were first-time victims.
- Largest age group of victims = **<1 years**, representing **708** of the **6,293** cases.

## Types of Maltreatment Victims, 2024

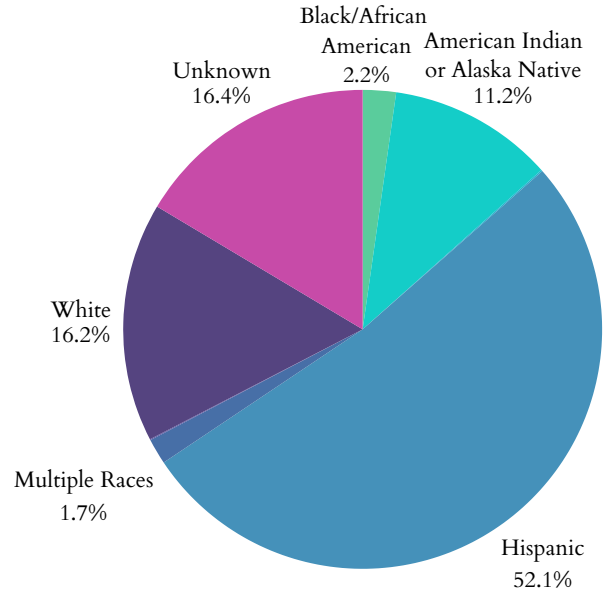


## Workforce

There are **2,850** children, family, and school social workers in New Mexico with a mean wage of **\$28.20** (compared to New Mexico's 2024 minimum wage: **\$12.00**)



## Child Victims by Race or Ethnicity, 2024



## Perpetrators of child maltreatment (2024):

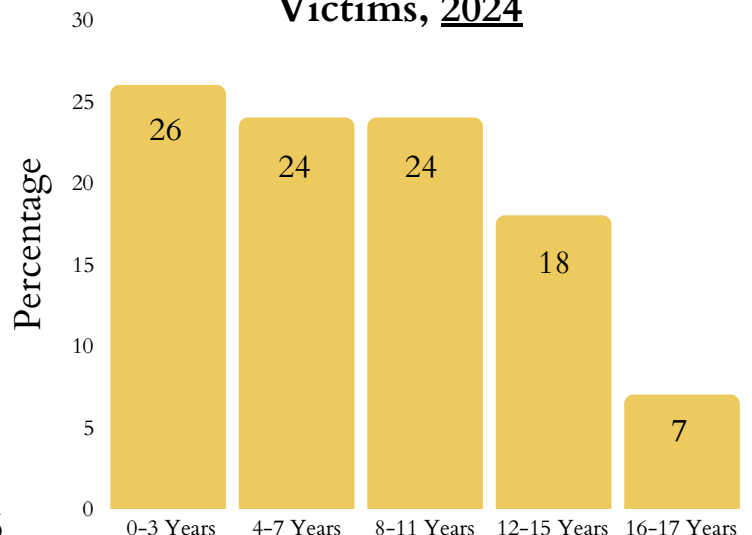
- **84%** = parents of the child.
- **16%** = non-parents or unknown relationship.

## Child victims (2024):

- **50.7%** = female; **48.9%** = male.

- Child fatalities increased from **16** in 2023 to **17** in 2024.
- New Mexico reported **0** total child victims of sex trafficking.
- Post-response services given to **2,186** victims and **1,746** non-victims.

## Age Distribution of Maltreatment Victims, 2024

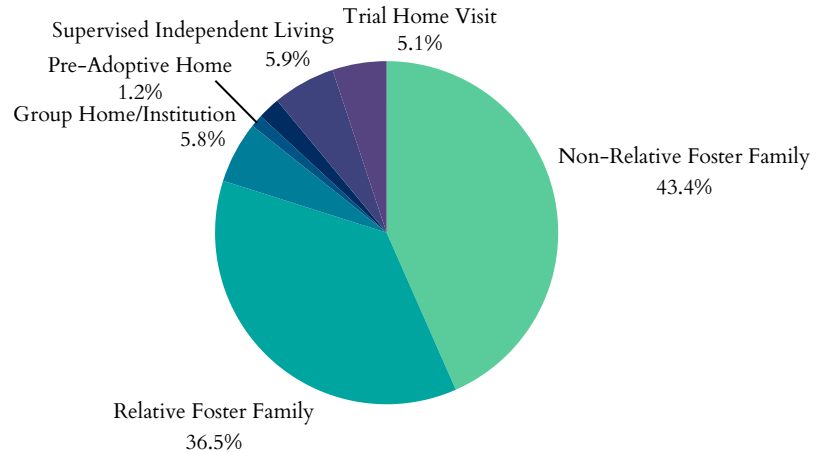


# New Mexico's Children

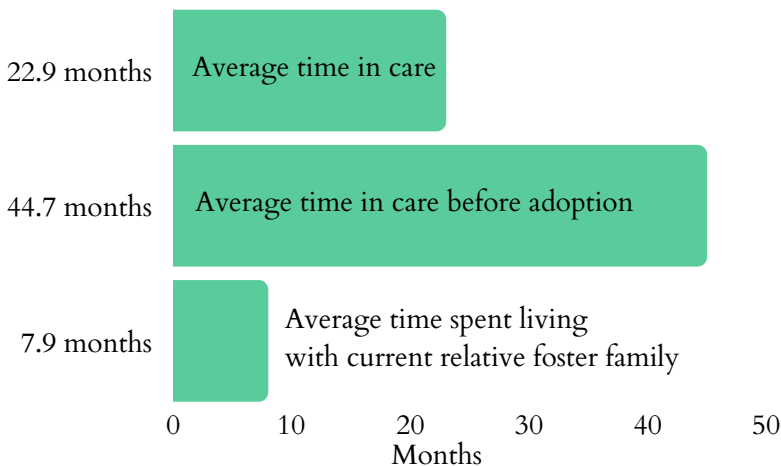
## Foster Care and Adoptions

- **3,143** total children were served by the foster care system in FY 2024.
- **2,214** children in care as of 09/30/2024.
- During FY 2024, **1,218** children entered care and **929** exited.
- **167** children were adopted; **647** were waiting to be adopted.
- **8.2%** increase in the number of children in care and a **20.5%** decrease in the number of children adopted from care from FY 2023-2024.

### Where are Children in Foster Care Staying? 2023



### Duration in Care, 2023



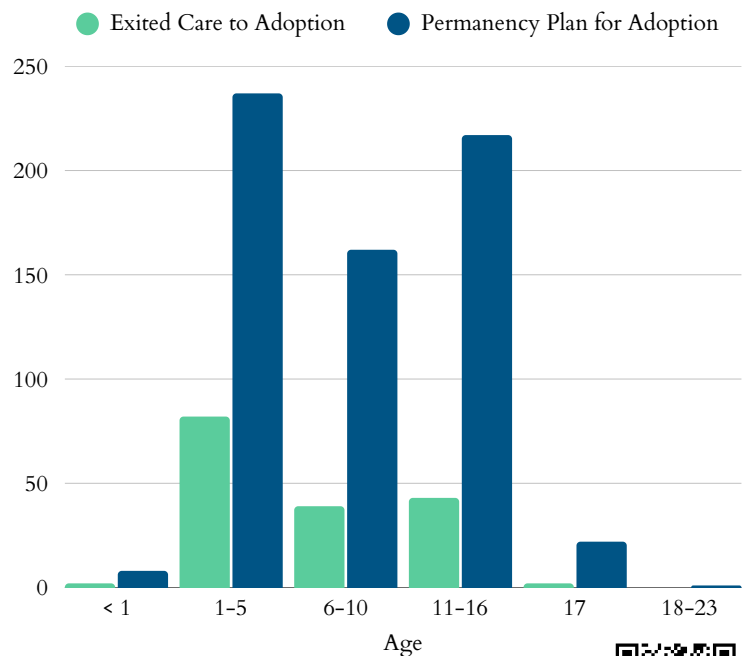
- In 2023, **926** children were living with non-relative foster families; **779** lived with a relative.
- **124** children were staying in group homes or institutions; **45** children were classified as runaways.
- There are **48,573** grandparents living with their grandchildren under 18. Of these, **42.5%** are responsible for their grandchildren.

In FY 2024, **67** children transitioned from foster care to independence. This is a **9.8%** increase from **61** in FY 2023.

### Juvenile Justice

- **2,207** total arrests for youth under 18 in 2023
- A total of **222** youth were in a correctional placement in 2023; a **12.1%** increase since 2021
  - **8.1%** of the youth are  $\leq 14$  years old
    - **0%** are Black youth
    - **33.3%** are White youth
  - **90%** males and **10%** females
- Black youth represent **11%** of all correctional placements; **27%** for White youth in 2023

### Age Distribution of Adoptions, 2024

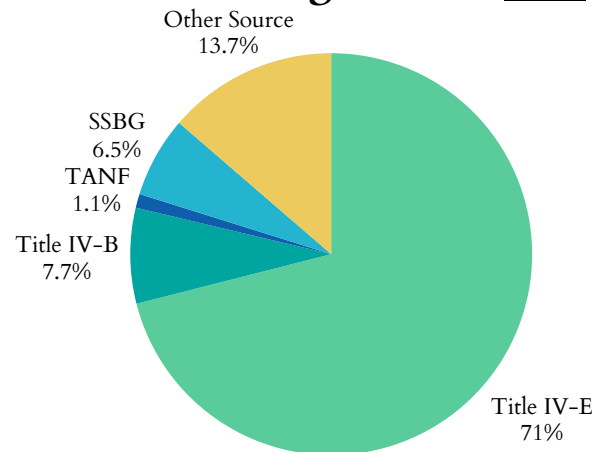


# New Mexico's Children

## Funding for Child Welfare Services

- New Mexico spent **\$236,626,993** on child welfare services in 2022.
  - Child welfare services = direct and administrative services
- **\$60,577,335** = from the federal government
- **\$175,052,314** = from state and local funds.

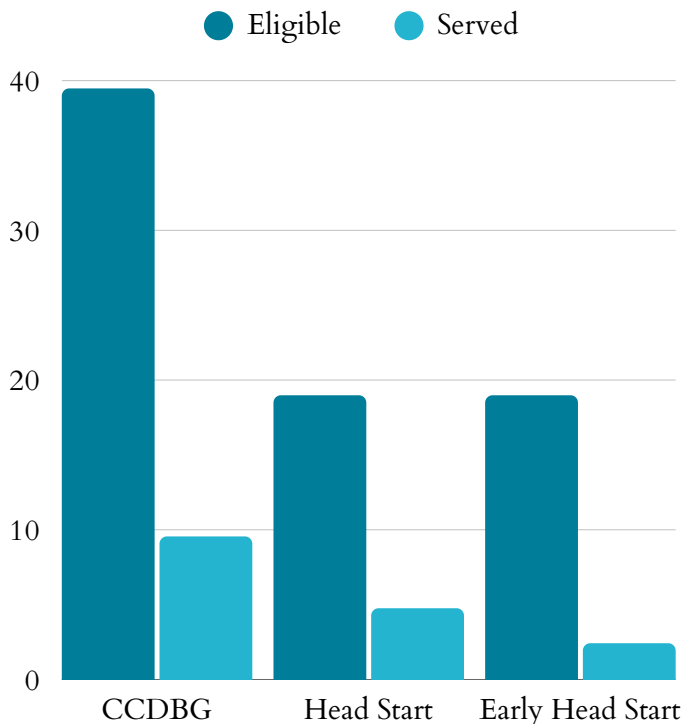
## Federal Funding Sources, 2022



The significant funding sectors of the **\$60,577,335** in federal funding received in New Mexico in 2022:

- **\$14,798,292** as part of the Title IV-E Total Foster Care Program.
- **\$24,851,296** as part of the Title IV-E Adoption Assistance Program.
- New Mexico's sum of expenditures for Social Service Block Grants in 2022 was **\$11,386,064**

## Child Care & Early Learning



- **25%** of Head Start eligible children are served
- **13%** of Early Head Start eligible children are served
- **24%** of Child Care & Development Block Grant eligible children 5 and under are served

- **\$13,521** annual cost of center-based infant care
- **\$11,564** annual cost of home-based infant care

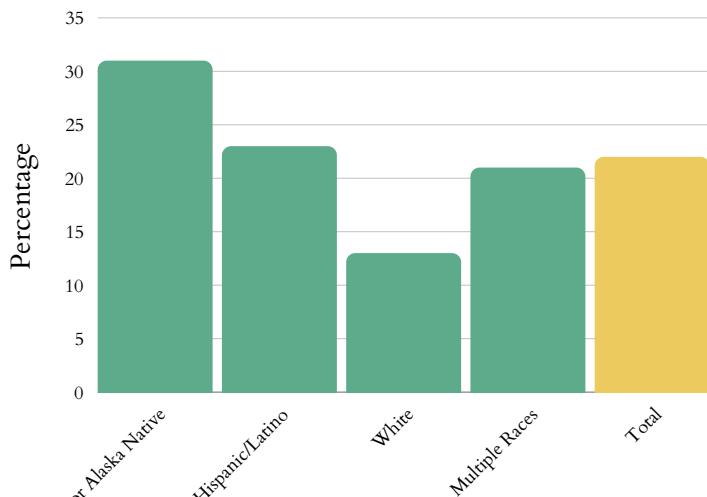


# New Mexico's Children

## Child Poverty

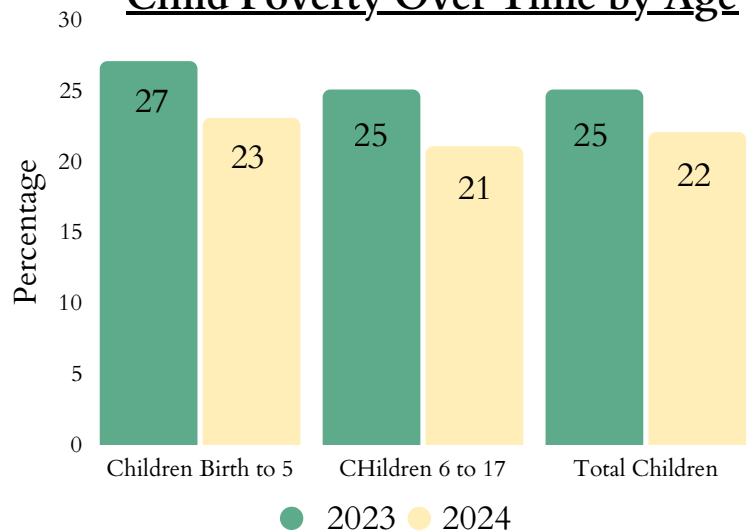
- **142,000** children lived with parents who lacked secure employment in 2023 (32% of all children).
- Average number of TANF recipients fell from **17,148** in 2024 to **16,873** in 2025 (1.6% decrease).

### Child Poverty by Race or Ethnicity, 2024



Note: Data unavailable for other races.

### Child Poverty Over Time by Age

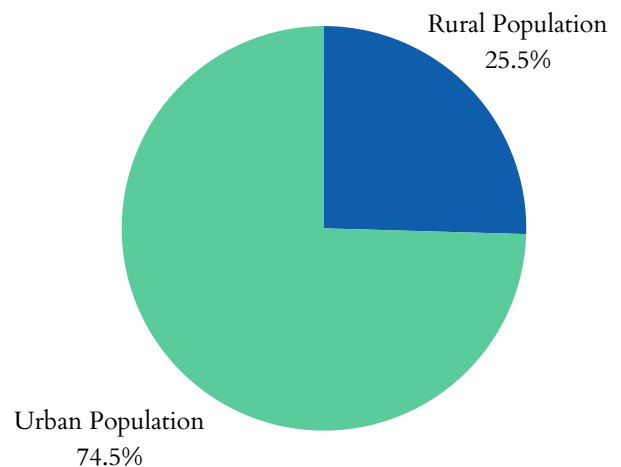


- The state spent **\$25,358,979** on WIC in 2025, serving **45,705** people: a 17.6% increase in spending and 12% increase in total participants since 2024.
- **350,010** people were food insecure in 2023, including **104,390** children.
- **41.1%** of households receiving SNAP benefits had children.

## Housing

- **2,899** children, from birth to three-years-old, experienced homelessness in 2023 (3.43%).
- **38%** of households receiving the Low Income Housing Tax Credit report having at least one member under 18 in 2023.
- **28%** of children lived in households with a high housing cost burden in 2023.
- **7,208** total New Mexico residents living in public housing in 2025.

### Total Urban vs. Rural Population of New Mexico, 2020

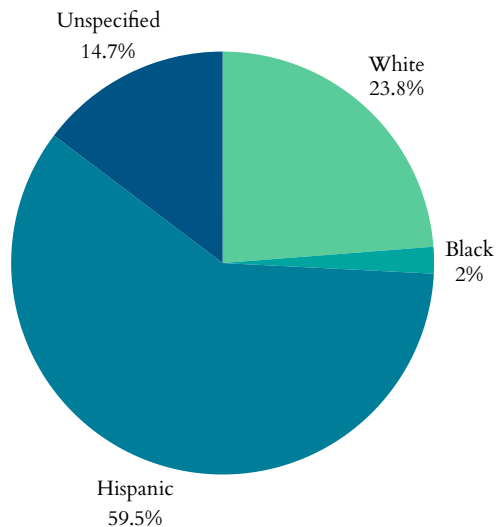


# New Mexico's Children

## Health

- **2,024** low birth-weight babies (<5.5lbs) born in 2023 (9.7% of births).
- **2,116** preterm births (<37wks) in 2023 (10.11% of births).
  - 9.62% of all White babies
  - 11.29% of all Black babies
- **1,267** births to mothers aged 15-19 in 2023—a rate of 18 in every 1,000 teen girls.
- **97** infants aged <1yr died in 2023—a rate of 5.0 per 1,000.

### Percentage of All Preterm Births by Race or Ethnicity, 2023



## Medicaid Expansion

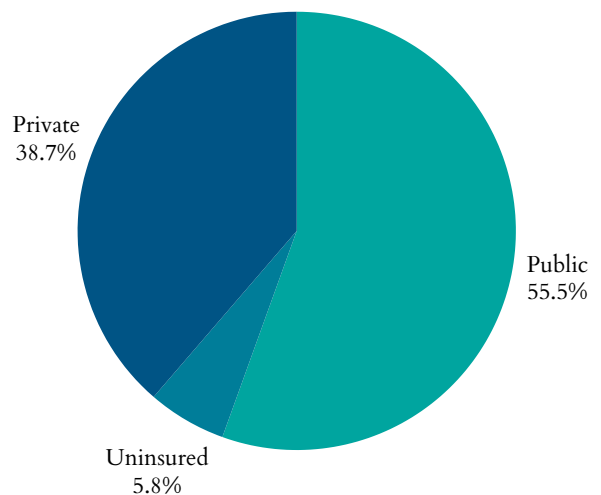
New Mexico has been a **Medicaid expansion** state since 01/01/2014.

## Maternal Mortality

- From 2018-2022, **31** New Mexico women died while pregnant, or within 42 days post pregnancy from any cause relating to or aggravated by said pregnancy, excluding accidents and incidents
- For every 100,000 live births in New Mexico, there is **28** maternal deaths

- **29,000** children had no health insurance in 2024 (3.57% increase from 2023).
- **275,000** children were enrolled in Medicaid in 2024 (4.84% decrease from 2023).
- **6,830** children in New Mexico were in the state Children Health Insurance Program (CHIP) in 2021 (29% decrease from 2020).

### Health Insurance Coverage for Children, 2024

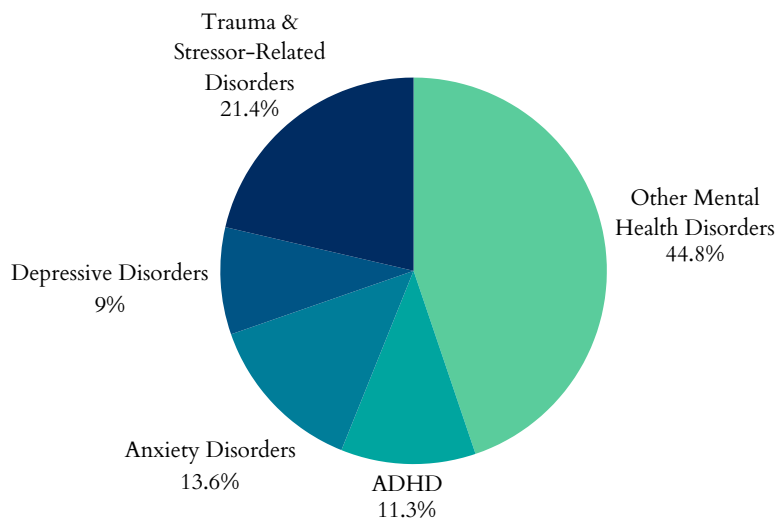


# New Mexico's Children

## Zero to Three

- **45.6%** of babies live above low-income
- **26.0%** of babies live at low income
- **28.4%** of babies live in poverty
- **17.8%** of babies live in deep poverty
- **71.7%** of new parents have at least one parent working full time

### Top 5 Mental Health Diagnoses Among Children, 2023



## Prenatal Substance Exposure

- In 2023, New Mexico reported **144** infants screened in with prenatal substance exposure.
- New Mexico reported **49** plans of safe care for screened-in infants.

## Family First

New Mexico has **a Family First plan** approved by the administration.

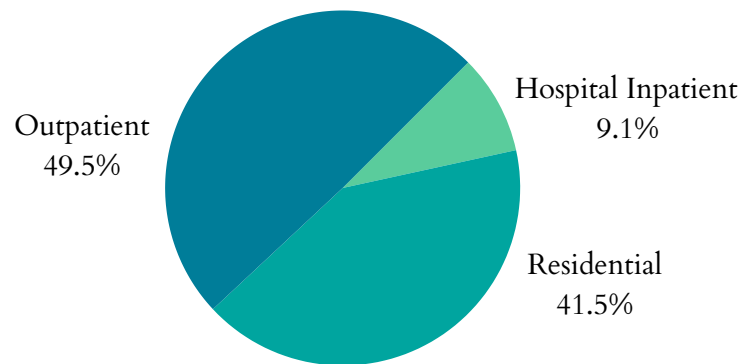
## Teens & Youth

- **9,000** youth (16-19yrs) were not in school nor working in 2024 (8%)
- **33** children <19yrs were killed by a firearm in New Mexico in 2024.

## Mental Health

- **66,963** children received mental health treatment in New Mexico in 2023 (3.5%)
- From 2021-2023, there were **22.1** deaths by suicide per 100,000 adolescents aged 15-19 in New Mexico.

### Treatment Type for Youth with Substance Use Disorder, 2024



## Substance Use

- From 2015 to 2019, an average of **18,717** children in New Mexico (2.7% of the state's child population) lived with parents having a substance use disorder.
- On March 29, 2024, **738** clients 18 and under were in treatment for SUD

