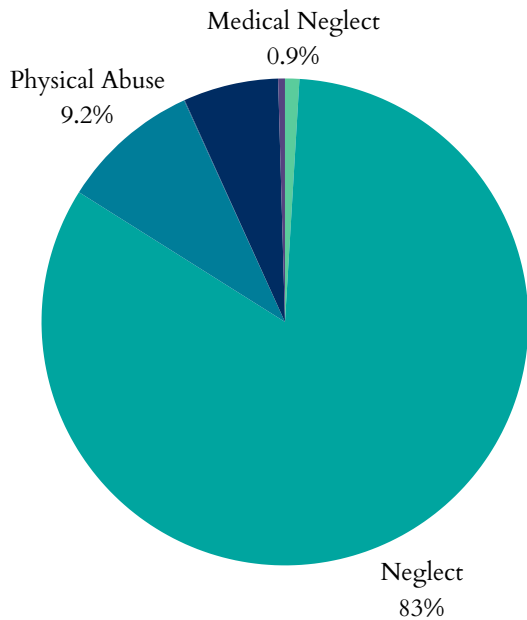


Nevada's Children

Child Maltreatment

- In 2024, Nevada had **40,479** total referrals for child abuse and neglect. Of those, **14,883** were screened in for response by CPS.
- **5,778** child victims of abuse or neglect, at a rate of **8.4** children per 1,000 (**15.2%** increase since 2020).
- Of the **5,778** children, **3,684** were first-time victims.
- Largest age group of victims = **<1 years**, representing **751** of the **5,778** cases.

Types of Maltreatment Victims, 2024

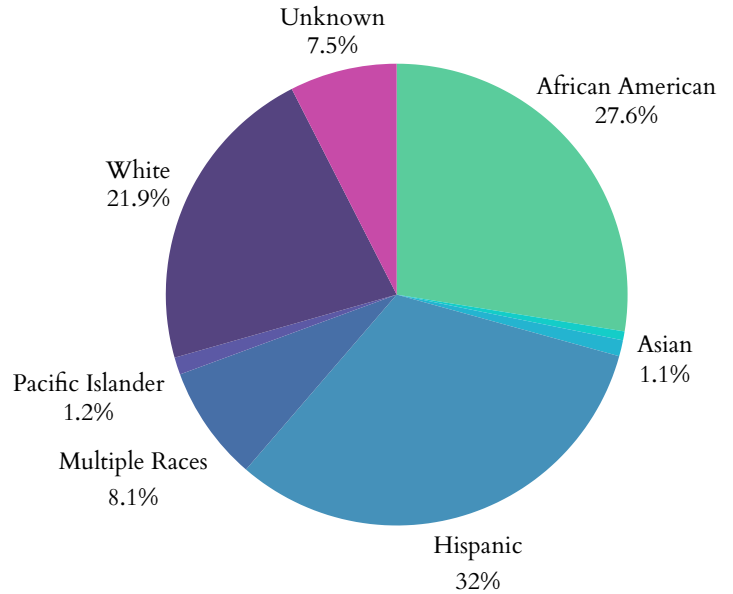


Workforce

There are **3,730** children, family, and school social workers in Nevada with a mean wage of **\$30.24** (compared to Nevada's 2024 minimum wage: **\$12**)



Child Victims by Race or Ethnicity, 2024



Perpetrators of child maltreatment (2024):

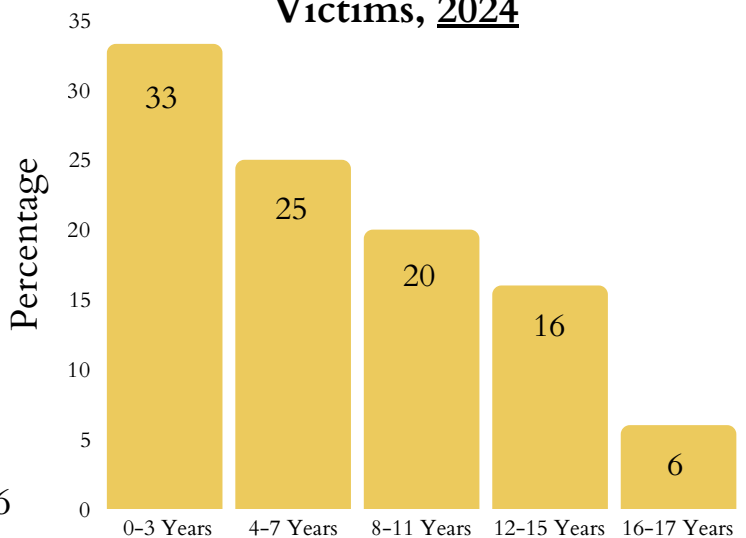
- **82.1%** = parents of the child.
- **17.9%** = non-parents or unknown relationship.

Child victims (2024):

- **50.3%** = female; **49.7%** = male.

- Child fatalities decreased from **21** in 2023 to **19** in 2024.
- Nevada reported **30** total child victims of sex trafficking.
- Post-response services given to **3,113** victims and **4,655** non-victims.

Age Distribution of Maltreatment Victims, 2024

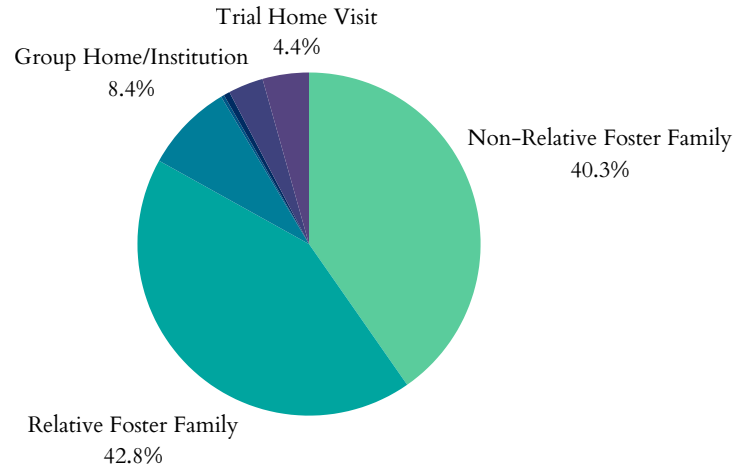


Nevada's Children

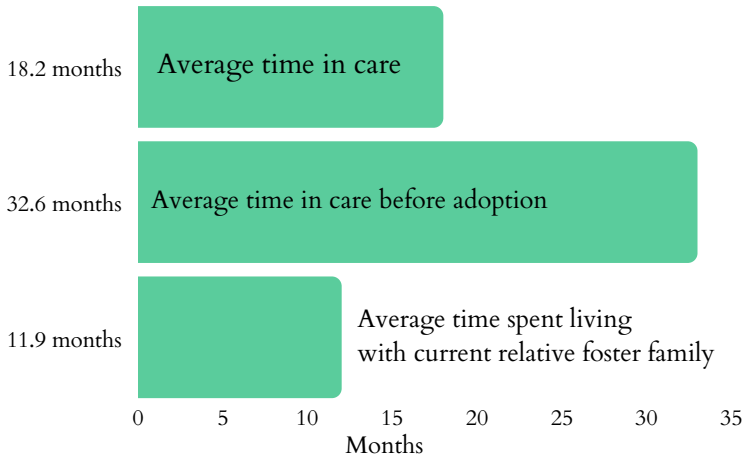
Foster Care and Adoptions

- **6,381** total children were served by the foster care system in FY 2024.
- **3,927** children in care as of 09/30/2024.
- During FY 2024, **2,598** children entered care and **2,454** exited.
- **727** children were adopted; **1,310** were waiting to be adopted.
- **2.85%** increase in the number of children in care and a **7.54%** increase in the number of children adopted from care from FY 2023-2024.

Where are Children in Foster Care Staying? 2023



Duration in Care, 2024



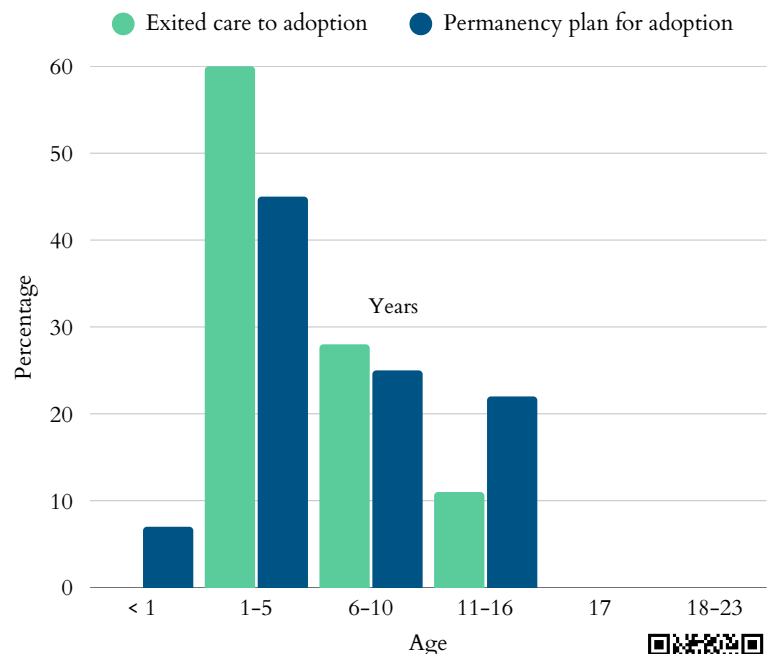
- In 2023, **1,605** children were living with non-relative foster families; **1,703** lived with a relative.
- **333** children were staying in group homes or institutions; **23** children were classified as runaways.
- There are **77,522** grandparents living with their grandchildren under 18. Of these, **27.0%** are responsible for their grandchildren.

In 2024, **41** children transitioned from foster care to independence. This is a **14.6%** decrease from **48** in 2023.

Juvenile Justice

- **6,983** total arrests for youth under 18 in 2023
- A total of **504** youth were in a correctional placement in 2023; a **47.4%** increase since 2021
 - **12.5%** of the youth are ≤ 14 years old
 - **52.4%** are Black youth
 - **23.8%** are White youth
 - **90%** males and **10%** females
- Black youth represent **48%** of all correctional placements; **20%** for White youth in 2023

Age Distribution of Adoptions, 2024

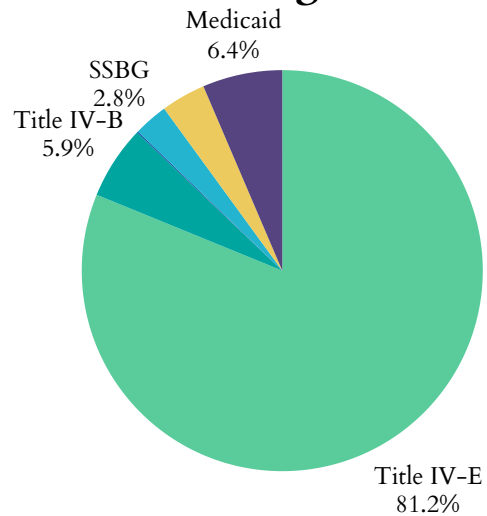


Nevada's Children

Funding for Child Welfare Services

- Nevada spent **\$285,336,820.42** on child welfare services in 2022.
 - Child welfare services = direct and administrative services
- **\$107,693,164.59** = from the federal government
- **\$175,659,815.34** = from state and local funds

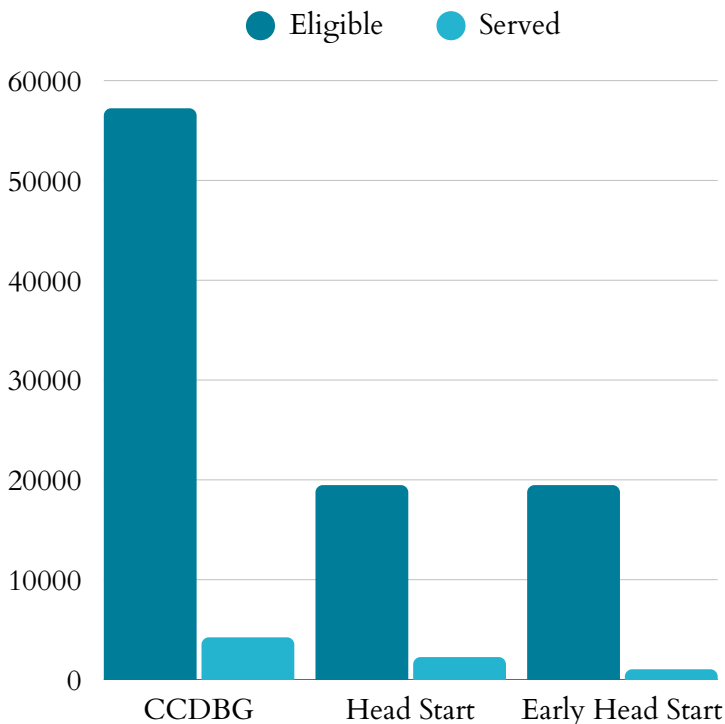
Federal Funding Sources, 2022



The significant funding sectors of the **\$107,693,164.59** in federal funding received in Nevada in 2022:

- **\$30,282,710.00** as part of the Title IV-E Total Foster Care Program.
- **\$42,214,859.00** as part of the Title IV-E Adoption Assistance Program.
- Nevada's sum of expenditures for Social Service Block Grants in 2022 was **\$15,487,070**

Child Care & Early Learning



- **12%** of Head Start eligible children are enrolled
- **5%** of Early Head Start eligible children are enrolled
- **7%** of Child Care & Development Block Grant eligible children 5 and under are served

- **\$12,659** annual cost of center-based infant care
- **\$9,703** annual cost of home-based infant care

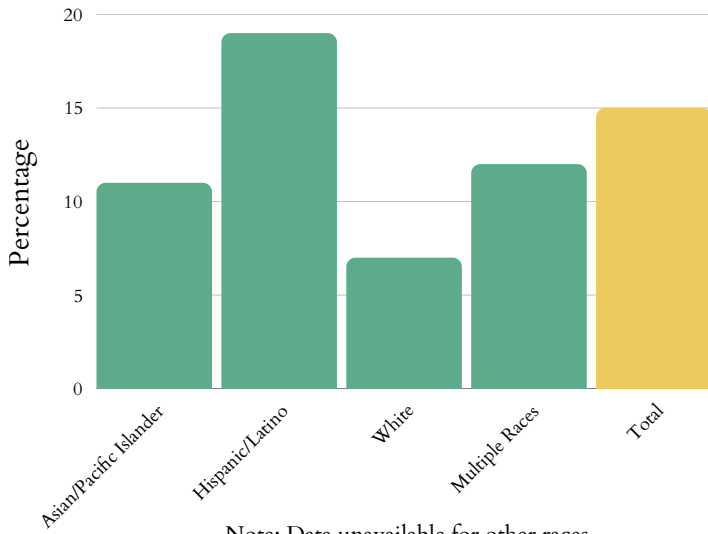


Nevada's Children

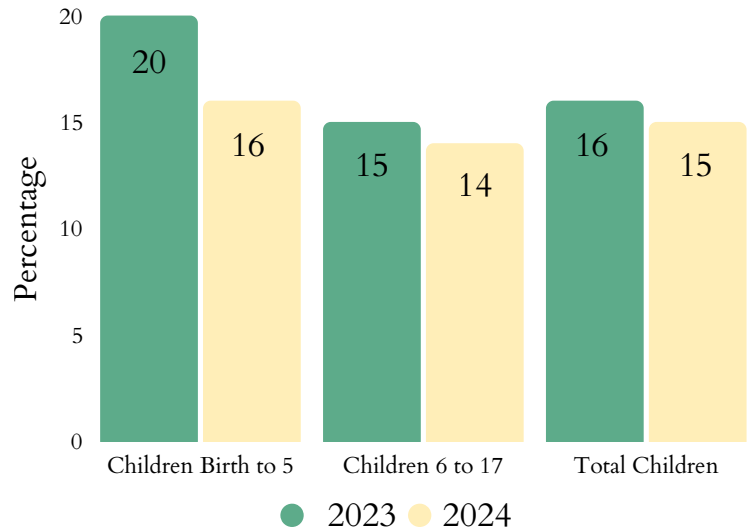
Child Poverty

- 195,000 children lived with parents who lacked secure employment in 2022 (28% of all children).
- Average number of TANF recipients fell from 13,832 in 2024 to 12,773 in 2025 (7.66% decrease).

Child Poverty by Race or Ethnicity, 2024



Child Poverty Over Time by Age

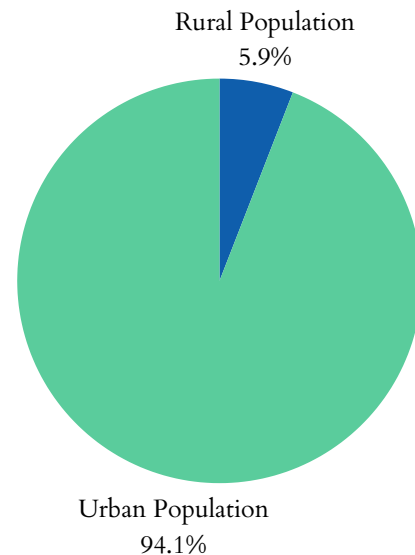


- The state spent \$18,156,110 on WIC in 2025, serving 55,859 people: a 2.36% increase in spending and 0.82% increase in total participants since 2024.
- 481,460 people were food insecure in 2023, including 136,580 children.
- 35.5% of households receiving SNAP benefits had children.

HOUSING

- 5,726 children, from birth to three-years-old, experienced homelessness (4.23%) in 2023.
- 23.4% of households receiving the Low Income Housing Tax Credit report having at least one member under 18 in 2023.
- 36% of children lived in households with a high housing cost burden in 2023.
- 5,058 total Nevada residents living in public housing in 2025.

Total Urban vs. Rural Population of Nevada, 2020

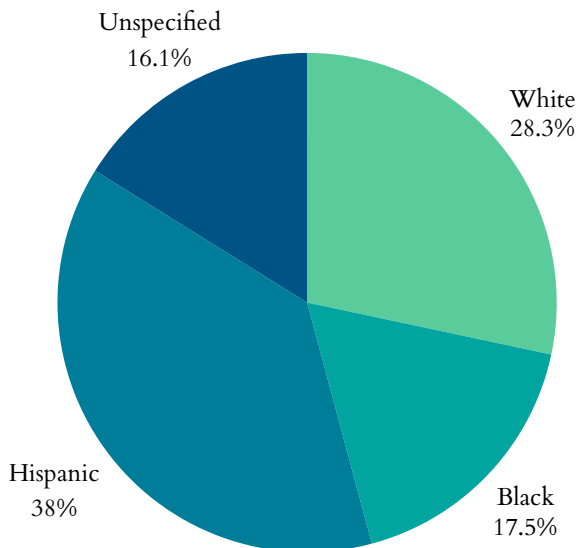


Nevada's Children

Health

- **3,016** low birth-weight babies (<5.5lbs) born in 2023 (9.5% of births).
- **3,518** preterm births (<37wks) in 2021 (11.2% of births).
 - 9.55% of all White babies
 - 15.03% of all Black babies
- **1,248** births to mothers aged 15-19 in 2023—a rate of 13 in every 1,000 teen girls.
- **191** infants aged <1yr died in 2023—a rate of 6.0 per 1,000.

Percentage of All Preterm Births by Race or Ethnicity, 2023



Medicaid Expansion

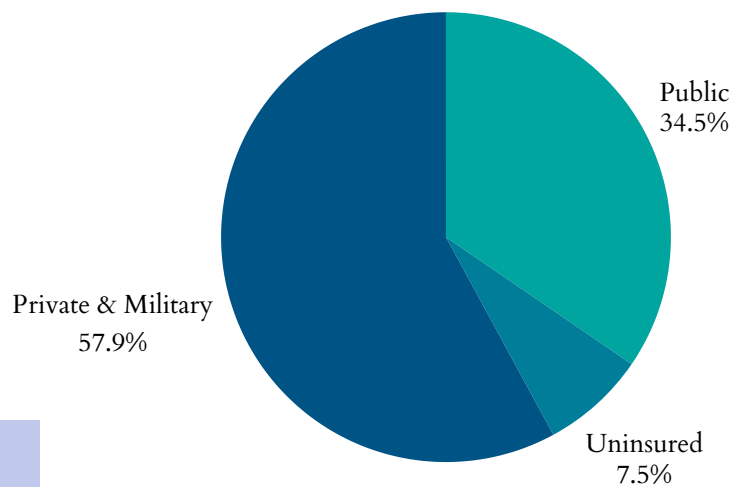
Nevada has been a **Medicaid expansion** state since 01/01/2014.

Maternal Mortality

- From 2018 to 2022, **35** Nevada women died while pregnant, or within 42 days post pregnancy from any cause relating to or aggravated by said pregnancy, excluding accidents and incidents
- For every 100,000 live births in Nevada, there is **20** maternal deaths

- **58,000** children had no health insurance in 2024 (1.75% increase from 2023).
- **261,000** children were enrolled in Medicaid in 2024 (6.78% decrease from 2023).
- **63,132** children in Nevada were in the state Children Health Insurance Program (CHIP) in 2021 (4.1% decrease from 2020).

Health Insurance Coverage for Children, 2024

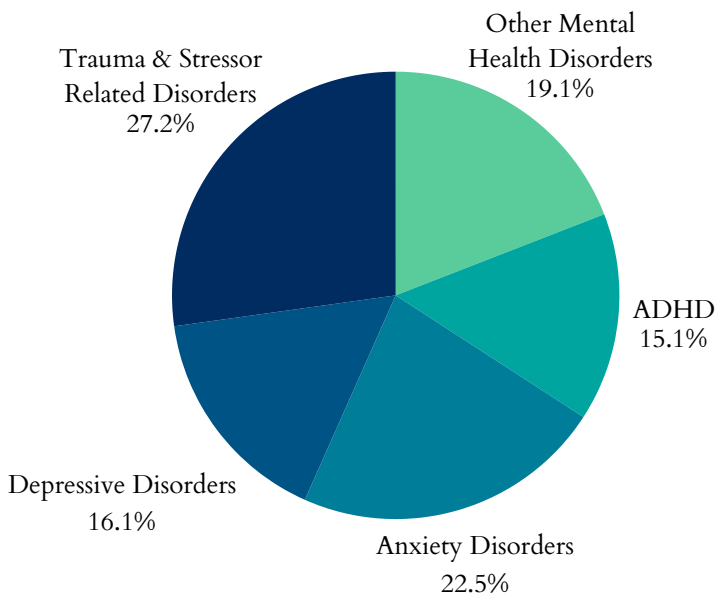


Nevada's Children

Zero to Three

- 57.2% of babies live above low-income
- 22.8% of babies live at low income
- 19.9% of babies live in poverty
- 11.2% of babies live in deep poverty
- 75.5% of new parents have at least one parent working full time

Top 5 Mental Health Diagnoses Among Children, 2023



Prenatal Substance Exposure

- In 2024, Nevada reported 469 infants screened in with prenatal substance exposure.
- Nevada reported 210 plans of safe care for screened-in infants.

Family First

Nevada has a Family First plan approved by the administration.

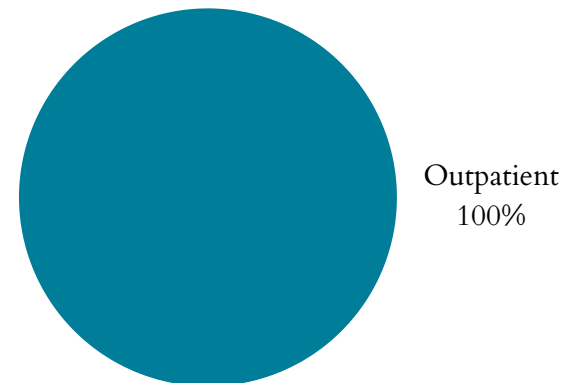
Teens & Youth

- 15,000 youth (16-19yrs) were not in school nor working in 2024 (10%)
- 34 children <19yrs were killed by a firearm in Nevada in 2024.

Mental Health

- 3,403 children received mental health treatment in Nevada in 2023 (0.2%)
- From 2021-2023, there were 13.9 deaths from suicide per 100,000 adolescents aged 15-19 in Nevada.

Treatment Type for Youth with Substance Use Disorder, 2024



Substance Use

- From 2015 to 2019, an average of 34,233 children in Nevada (3.5% of the state's child population) lived with parents having a substance use disorder.
- On March 29, 2023, 1,616 clients 18 and under were in treatment for SUD

