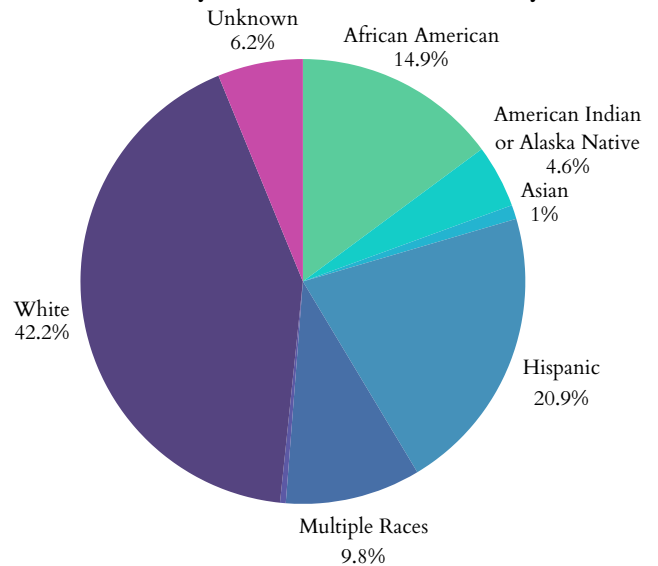


Nebraska's Children

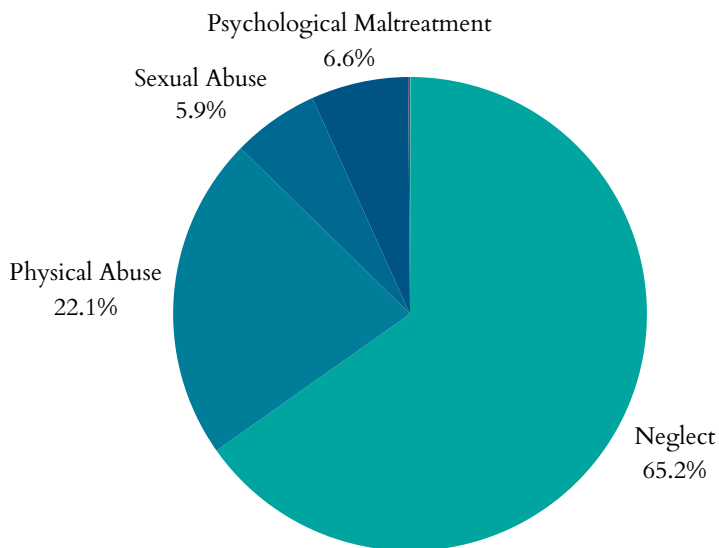
Child Maltreatment

- In 2024, Nebraska had **40,002** total referrals for child abuse and neglect. Of those, **13,779** were screened in for response by CPS.
- **2,645** child victims of abuse or neglect, at a rate of **5.5** children per 1,000 (**11.3%** increase since 2020).
- Of the **2,645** children, **2,100** were first-time victims.
- Largest age group of victims = **<1 years**, representing **328** of the **2,645** cases.

Child Victims by Race or Ethnicity, 2024



Types of Maltreatment Victims, 2024



Perpetrators of child maltreatment (2024):

- **81.2%** = parents of the child.
- **18.8%** = non-parents or unknown relationship.

Child victims (2024):

- **54%** = female; **46%** = male.

- Child fatalities increased from **0** in 2023 to **3** in 2024.
- Nebraska reported **4** total child victims of sex trafficking.
- Post-response services given to **2,096** victims and **12,706** non-victims.

Workforce

There are **4,610** children, family, and school social workers in Nebraska with a mean wage of **\$24.42** (compared to Nebraska's 2024 minimum wage: **\$12.00**)

Age Distribution of Maltreatment Victims, 2024



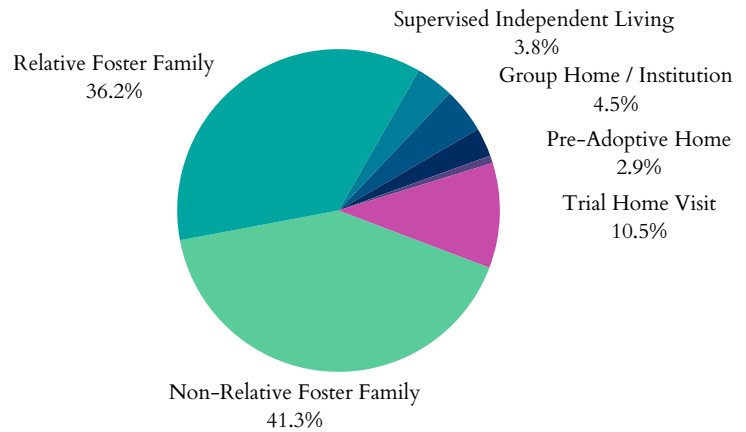
Published March 2026

Nebraska's Children

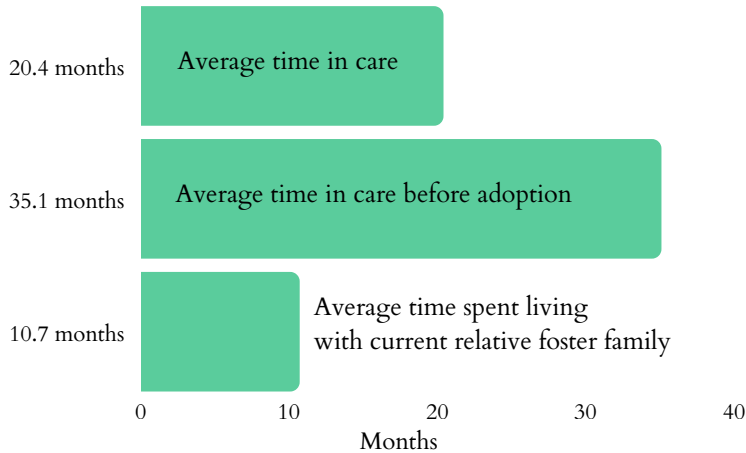
Foster Care and Adoptions

- **5,412** total children were served by the foster care system in FY 2024.
- **3,667** children in care as of 09/30/2024.
- During FY 2024, **1,875** children entered care and **1,745** exited.
- **485** children were adopted; **681** had a permanency plan for adoption.
- **1.6%** increase in the number of children in care and a **11.2%** increase in the number of children adopted from care from FY 2023-2024.

Where are Children in Foster Care Staying? 2023



Duration in Care, 2023



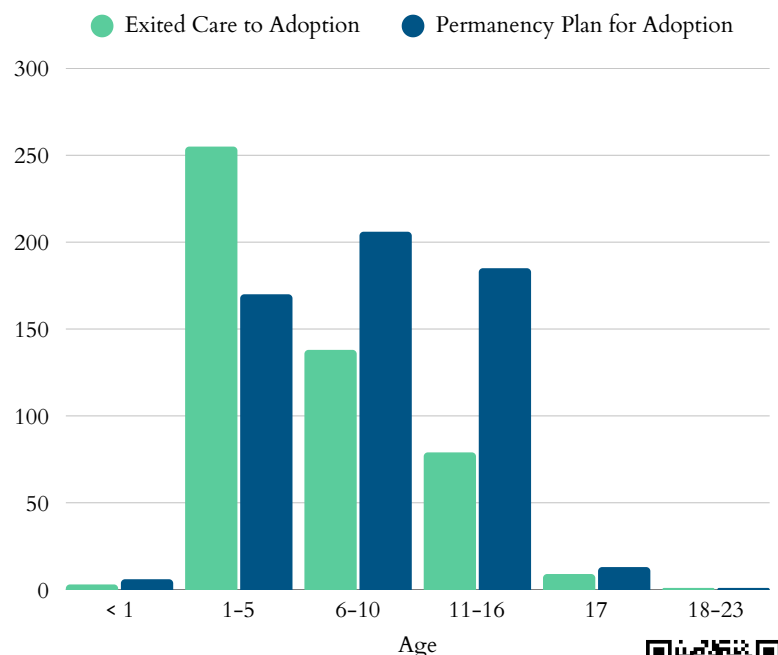
- In 2023, **1,416** children were living with non-relative foster families; **1,243** stayed with a relative.
- **155** children were staying in group homes or institutions; **26** children were classified as runaways.
- There are **24,053** grandparents living with their grandchildren under 18. Of those, **32.6%** are responsible for their grandchildren.

In FY 2024, **146** children transitioned from foster care to independence. This is a **1.4%** increase from **144** in FY 2023

Juvenile Justice

- **5,206** total arrests for youth under 18 in 2023
- A total of **321** youth were in a correctional placement in 2023; a **55.1%** increase since 2021
 - **16.8%** of the youth are ≤ 14 years old
 - **55.6%** are Black youth
 - **16.7%** are White youth
 - **87.9%** males and **13.1%** females
- Black youth represent **43%** of all correctional placements; **28%** for White youth in 2023

Age Distribution of Adoptions, 2024

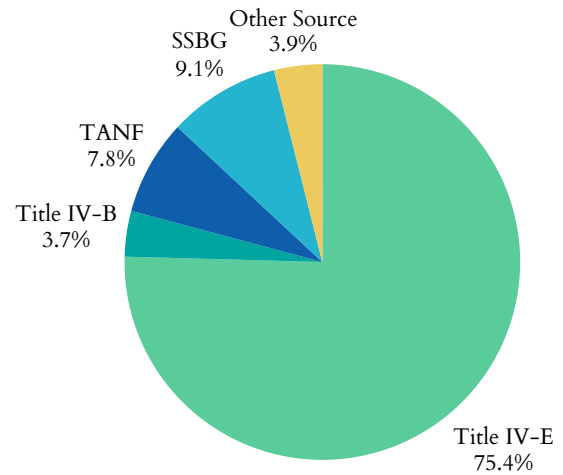


Nebraska's Children

Funding for Child Welfare Services

- Nebraska spent **\$174,906,423.44** on child welfare services in 2022.
 - Child welfare services = direct and administrative services
- **\$72,581,627.58** = from the federal government
- **\$102,324,795.86** = from state and local funds

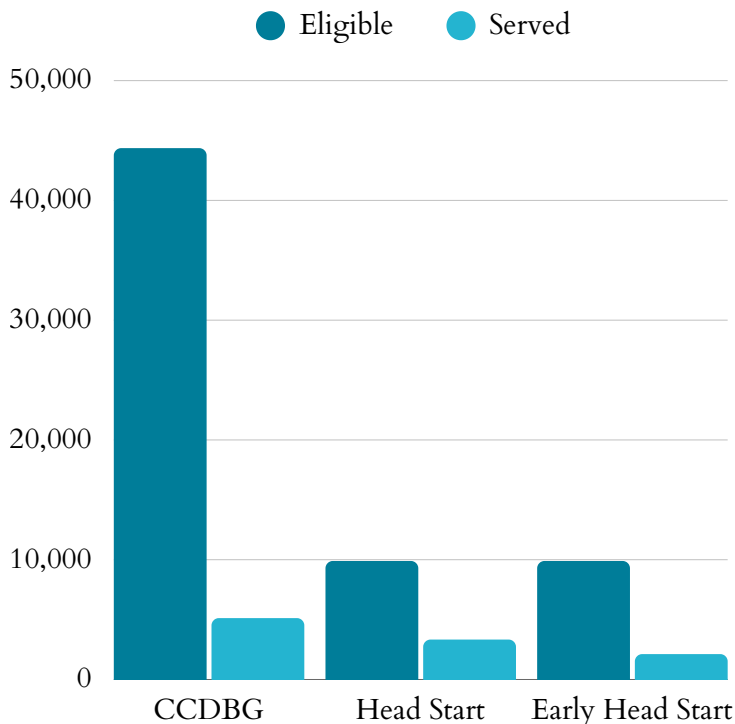
Federal Funding Sources, 2022



The significant funding sectors of the **\$72,581,627.58** in federal funding received in Nebraska in 2022:

- **\$23,276,106** as part of the Title IV-E Total Foster Care Program.
- **\$26,278,053** as part of the Title IV-E Adoption Assistance Program.
- Nebraska's sum of expenditures for Social Service Block Grants in 2022 was **\$11,602,088**

Child Care & Early Learning



- **34%** of Head Start eligible children are served
- **21%** of Early Head Start eligible children are served
- **12%** of Child Care & Development Block Grant eligible children 5 and under are served

- **\$18,147** annual cost of center-based infant care
- **\$13,383** annual cost of home-based infant care

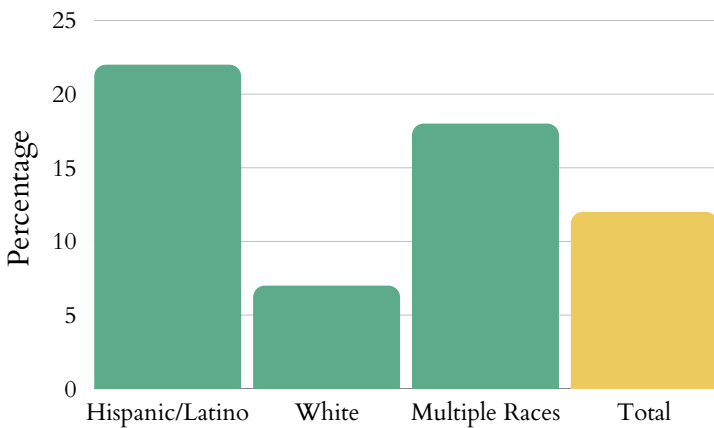


Nebraska's Children

Child Poverty

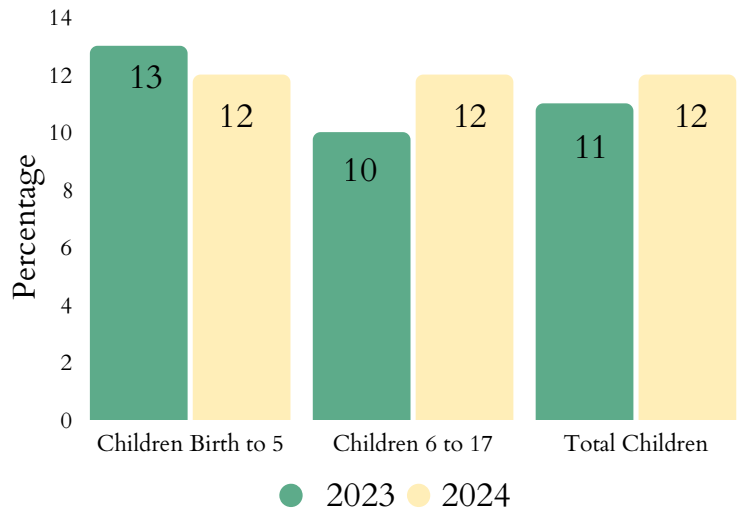
- 91,000 children lived with parents who lacked secure employment in 2023 (19% of all children).
- Average number of TANF recipients fell from 5,837 in 2024 to 5,263 in 2025 (9.8% decrease).

Child Poverty by Race or Ethnicity, 2024



Note: Data unavailable for other races.

Child Poverty Over Time by Age

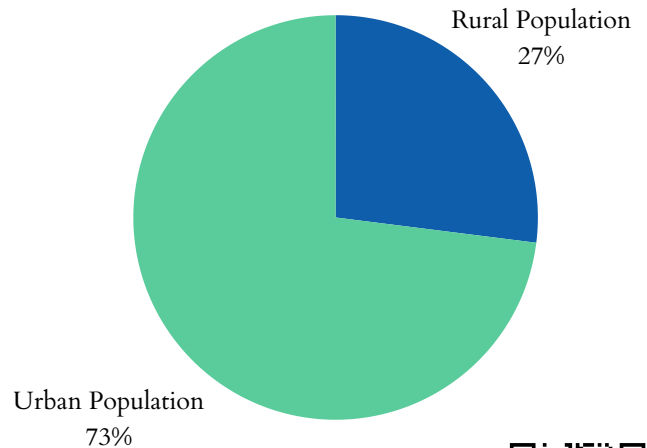


- The state spent \$25,821,536 on WIC in 2025, serving 37,336 people: a 2.32% increase in total participants and 9.82% increase in spending since 2024.
- 287,240 people were food insecure in 2023, including 91,930 children.
- 46.1% of households receiving SNAP benefits had children.

Housing

- 1,033 children, from birth to three-years-old, experienced homelessness in 2023 (1.05%).
- 35.8% of households receiving the Low Income Housing Tax Credit report having at least one member under 18 in 2023.
- 22% of children lived in households with a high housing cost burden in 2023.
- 9,709 total Nebraska residents living in public housing in 2025.

Total Urban vs. Rural Population of Nebraska, 2020



Nebraska's Children

Health

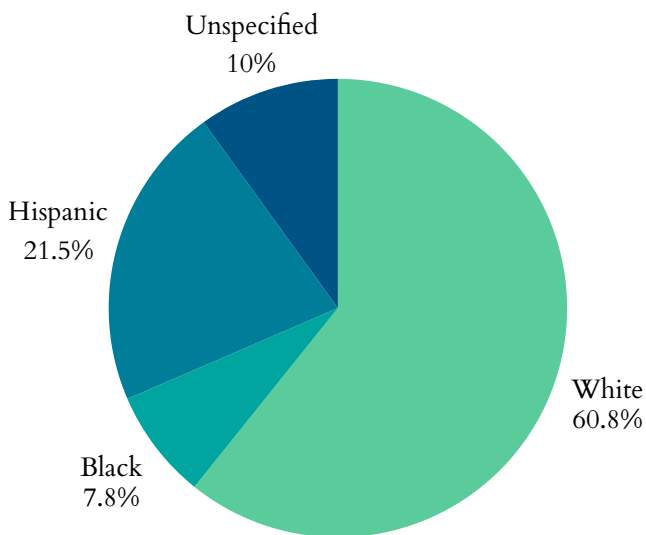
- **1,936** low birth-weight babies (<5.5lbs) born in 2023 (8.0% of births).
- **2,681** preterm births (<37wks) in 2023 (11.2%).
 - 10.41% of all White babies
 - 13.82% of all Black babies
- **896** births to mothers aged 15-19 in 2023 — a rate of 13 in every 1,000 teen girls.
- **153** infants aged <1yr died in 2023 — a rate of 6.3 per 1,000.

Maternal Mortality

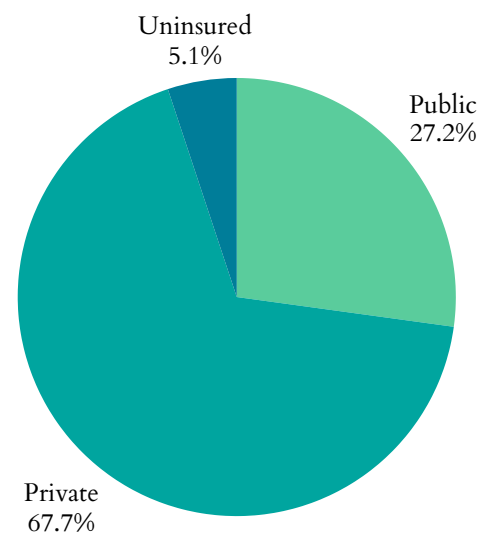
- From 2018 to 2022, **31** Nebraska women died while pregnant, or within 42 days post pregnancy from any cause relating to or aggravated by said pregnancy, excluding accidents and incidents.
- For every 100,000 live births in Nebraska, there is **25** maternal deaths.

- **27,000** children had no health insurance in 2024 (42.1% increase from 2023).
- **142,000** children were enrolled in Medicaid in 2024 (9.6% decrease from 2023).
- **57,523** children in Nebraska were in the state Children Health Insurance Program (CHIP) in 2021 (7.6% decrease from 2020).

Percentage of All Preterm Births by Race or Ethnicity, 2023



Health Insurance Coverage for Children, 2024



Medicaid Expansion

Nebraska has been a **Medicaid expansion** state since 10/01/2020.

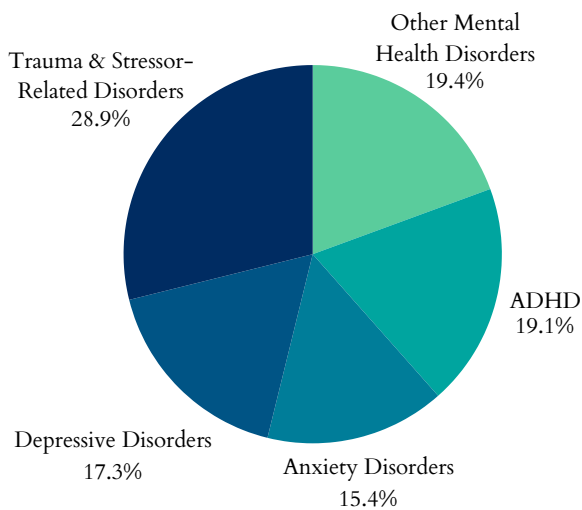


Nebraska's Children

Zero to Three

- **66.9%** of babies live above low-income
- **20.3%** of babies live at low income
- **12.8%** of babies live in poverty
- **7.9%** of babies live in deep poverty
- **87.5%** of new parents have at least one parent working full time

Top 5 Mental Health Diagnoses Among Children, 2023



Prenatal Substance Exposure

- In 2024, Nebraska reported **126** infants screened in with prenatal substance exposure.
- Nebraska reported **81** plans of safe care for screened-in infants.

Family First

- Plan approved on **October 1, 2019**
- **19** children were served in 2021
 - **\$1,566.03** per child spent on direct-services
- **\$195,127** pulled down in federal dollars from Title IV-E
 - **\$0** (0% in admin/training costs)
 - **\$195,127** (100% in direct-service costs)

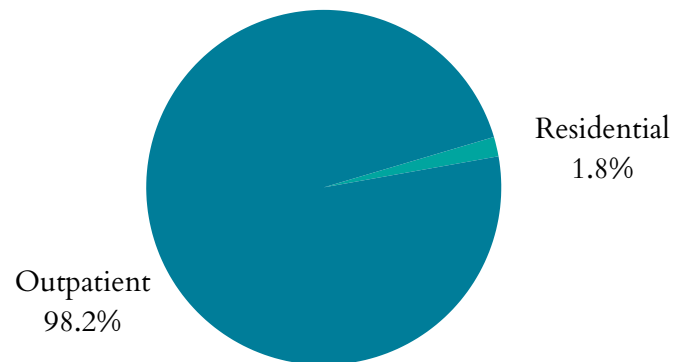
Teens & Youth

- **5,000** youth (16-19yrs) were not in school nor working in 2024 (4%).
- **19** children <19yrs were killed by a firearm in Nebraska in 2023.

Mental Health

- **2,745** children received mental health treatment in Nebraska in 2023 (0.1%).
- From 2021 to 2023, there were **15.8** deaths from suicide per 100,000 adolescents aged 15-19 in Nebraska.

Treatment Type for Youth with Substance Use Disorder, 2024



Substance Use

- From 2015 to 2019, an average of **5,185** children in Nebraska (0.8% of the state's child population) lived with parents having a substance use disorder.
- On March 29, 2024, **506** clients 18 and under were in treatment for SUD.

