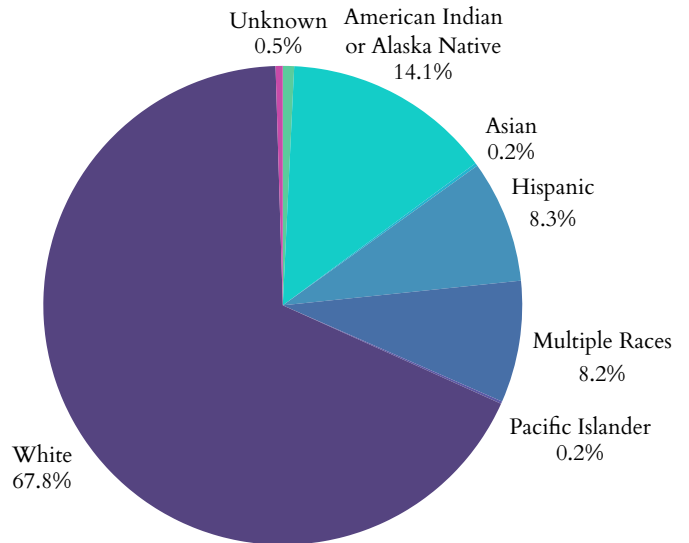


Montana's Children

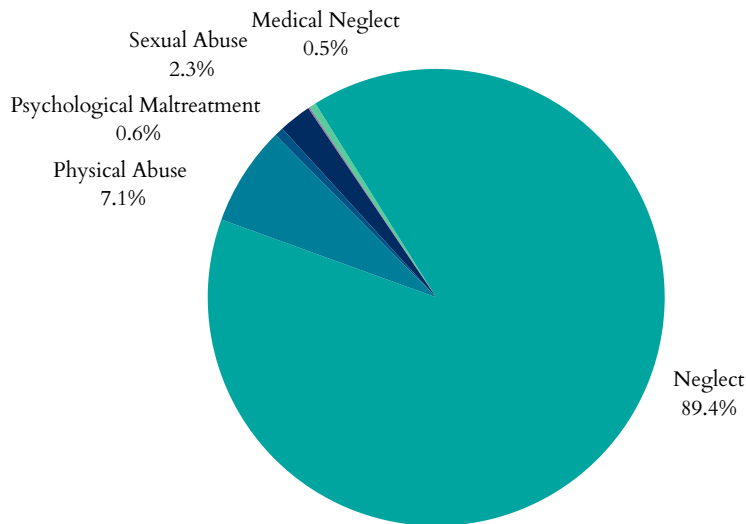
Child Maltreatment

- In 2024, Montana had **10,074** total referrals for child abuse and neglect. Of those, **6,455** were screened in for response by CPS.
- **2,492** child victims of abuse or neglect, at a rate of **10.7** children per 1,000 (**34%** decrease since 2020).
- Of the **2,492** children, **2,079** were first-time victims.
- Largest age group of victims = **<1 years**, representing **310** of the **2,492** cases.

Child Victims by Race or Ethnicity, 2024



Types of Maltreatment Victims, 2024



Perpetrators of child maltreatment (2024):

- **90.3%** = parents of the child.
- **9.67%** = non-parents or unknown relationship.

Child victims (2024):

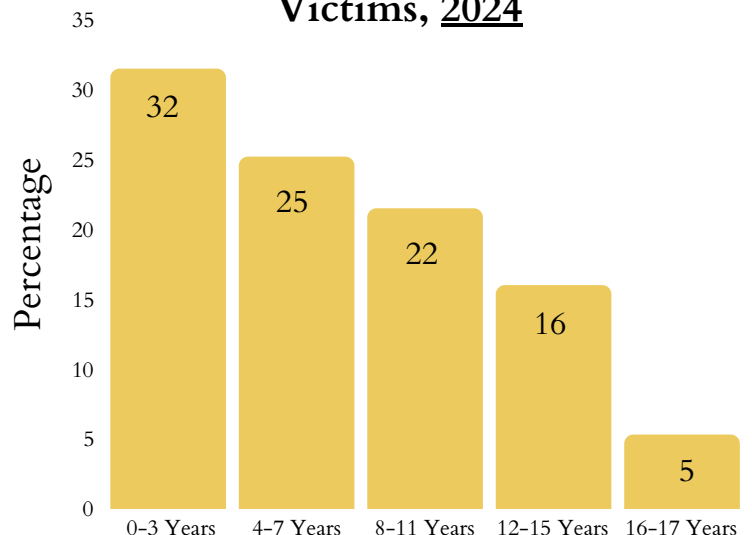
- **51.5%** = female; **48.5%** = male.

- Child fatalities did not change from **2** in 2023 to **2** in 2024.
- Montana reported **1** total child victim of sex trafficking.
- Post-response services given to **1,175** victims and **649** non-victims.

Workforce

There are **1,250** children, family, and school social workers in Montana with a mean wage of **\$25.45** (compared to Montana's 2024 minimum wage: **\$10.30**)

Age Distribution of Maltreatment Victims, 2024



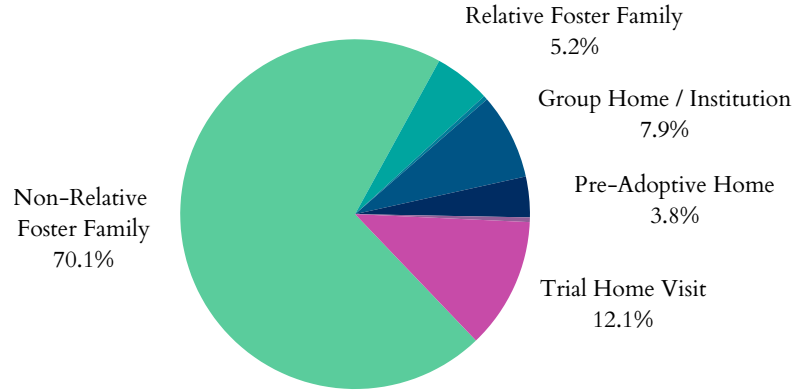
Published March 2026

Montana's Children

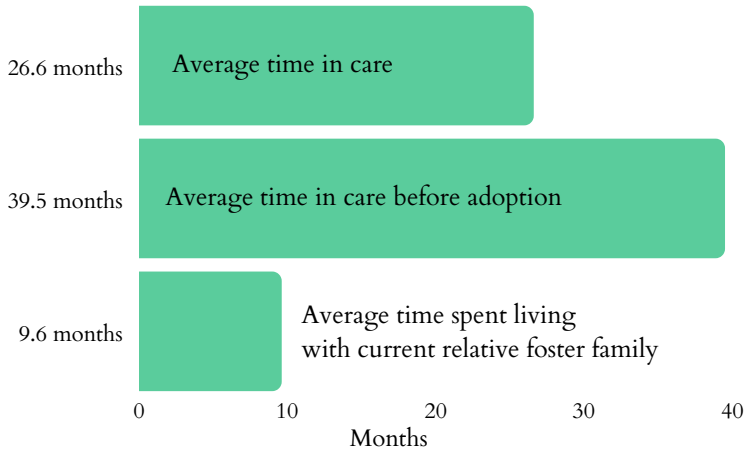
Foster Care and Adoptions

- **3,548** total children were served by the foster care system in FY 2024.
- **2,191** children in care as of 09/30/2024.
- During FY 2024, **1,328** children entered care and **1,357** exited.
- **266** children were adopted; **373** had a permanency plan for adoption.
- **2.7%** decrease in the number of children in care and a **5%** decrease in the number of children adopted from care from FY 2023-2024.

Where are Children in Foster Care Staying? 2023



Duration in Care, 2023



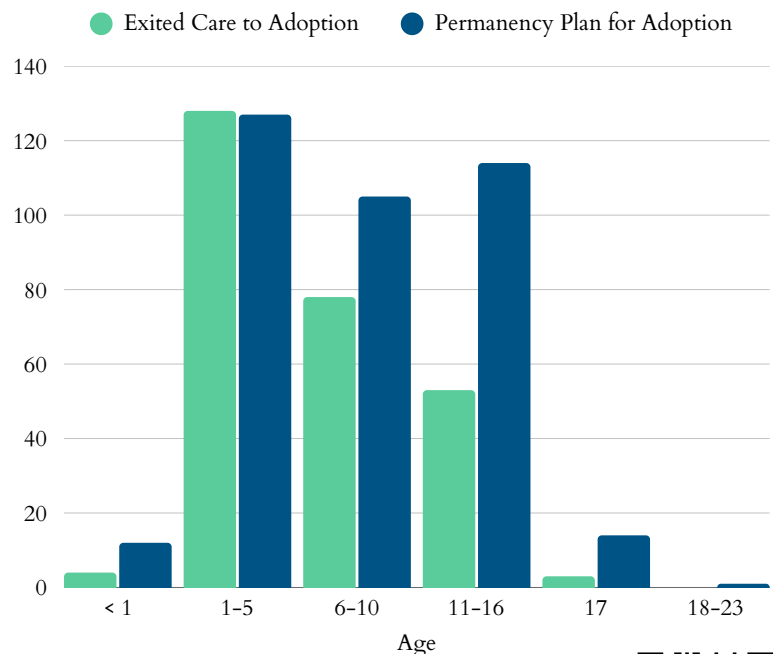
- In 2023, **1,625** children were living with non-relative foster families; **121** stayed with a relative.
- **184** children were staying in group homes or institutions; **10** children were classified as runaways.
- There are **15,554** grandparents living with their grandchildren under 18. Of those, **47.3%** are responsible for their grandchildren.

In FY 2024, **65** children transitioned from foster care to independence. This is a **16.7%** decrease from **78** in FY 2023

Juvenile Justice

- **3,934** total arrests for youth under 18 in 2023
- A total of **114** youth were in a correctional placement in 2023; a **15.2%** increase since 2021
 - **18.4%** of the youth are ≤ 14 years old
 - **0%** are Black youth
 - **71.4%** are White youth
 - **78.9%** males and **18.4%** females
- Black youth represent **5.3%** of all correctional placements; **50%** for White youth in 2023

Age Distribution of Adoptions, 2024

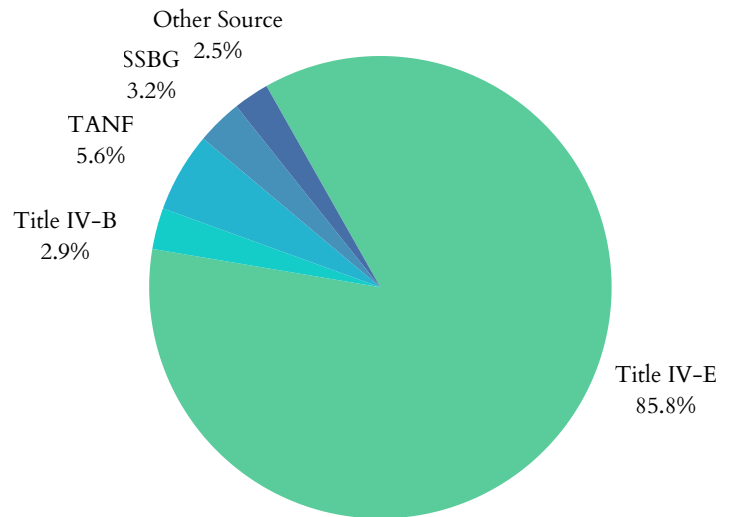


Montana's Children

Funding for Child Welfare Services

- Montana spent **\$149,168,951** on child welfare services in 2022.
 - Child welfare services = direct and administrative services
- **\$62,037,733** = from the federal government
- **\$85,857,279** = from state and local funds.

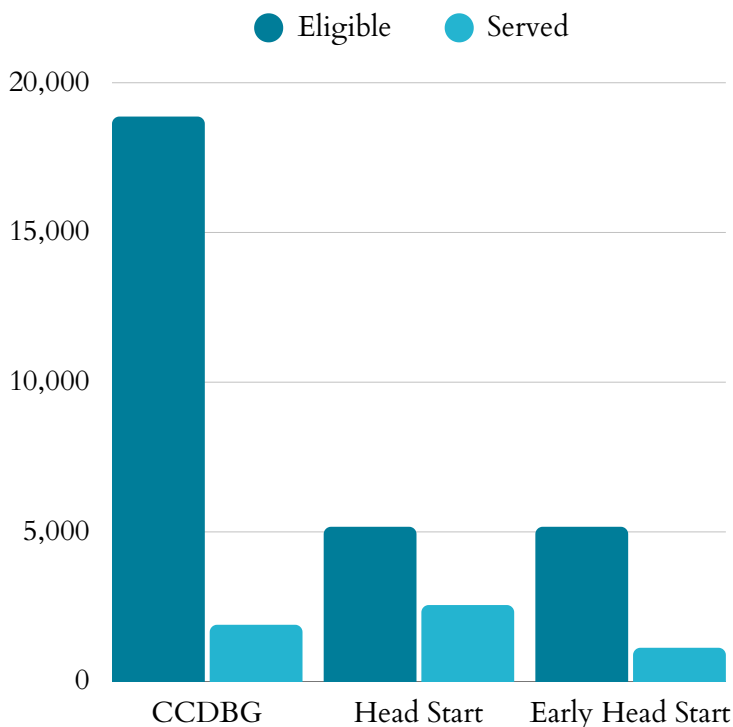
Federal Funding Sources, 2022



The significant funding sectors of the **\$62,037,733** in federal funding received in Montana in 2022:

- **\$14,559,212** as part of the Title IV-E Total Foster Care Program.
- **\$14,494,671** as part of the Title IV-E Adoption Assistance Program.
- Montana's sum of expenditures for Social Service Block Grants in 2022 was **\$6,836,628**

Child Care & Early Learning



- **49%** of Head Start eligible children are served
- **22%** of Early Head Start eligible children are served
- **10%** of Child Care & Development Block Grant eligible children 5 and under are served

- **\$15,080** annual cost of center-based infant care
- **\$11,700** annual cost of home-based infant care

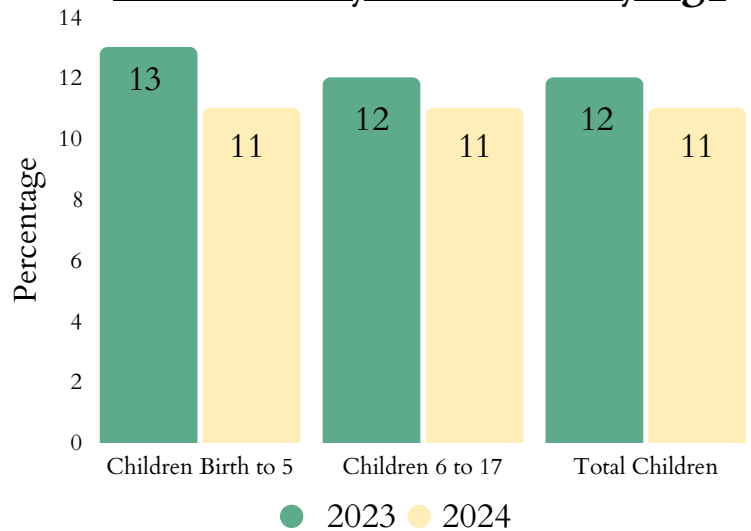


Montana's Children

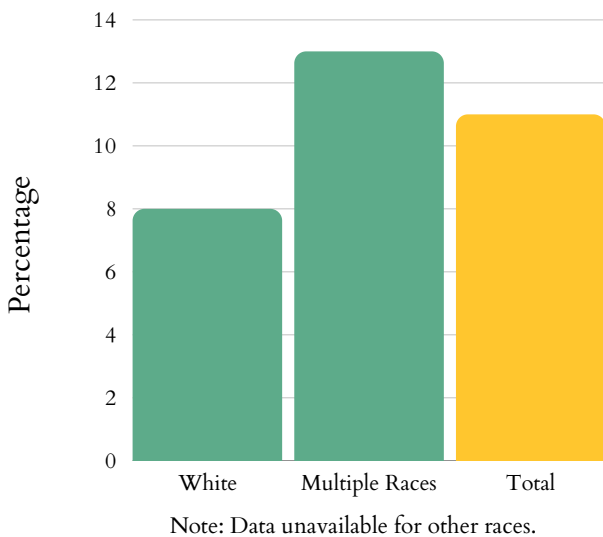
Child Poverty

- 56,000 children lived with parents who lacked secure employment in 2023 (24% of all children).
- Average number of TANF recipients fell from 3,588 in 2024 to 3,429 in 2025 (4.4% decrease).

Child Poverty Over Time by Age



Child Poverty by Race or Ethnicity, 2024

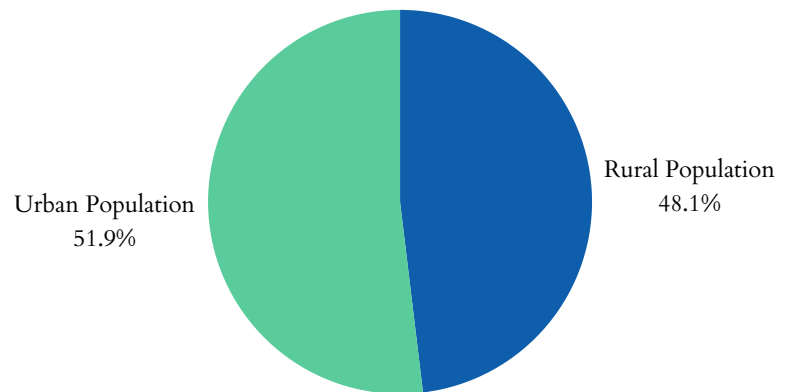


- The state spent \$8,462,460 on WIC in 2025, serving 13,414 people: a 1.8% decrease in total participants and 1.8% decrease in spending since 2024.
- 139,890 people were food insecure in 2023, including 40,100 children.
- 38.5% of households receiving SNAP benefits had children.

Housing

- 1,960 children, from birth to three-years-old, experienced homelessness in 2023 (4.3%).
- 27.8% of households receiving the Low-Income Housing Tax Credit report having at least one member under 18 in 2023.
- 25% of children lived in households with a high housing cost burden in 2023.
- 2,992 total Montana residents living in public housing in 2025.

Total Urban vs. Rural Population of Montana, 2020

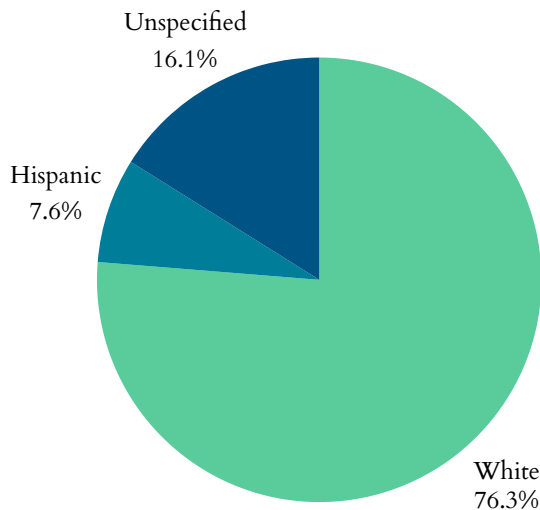


Montana's Children

Health

- **855** low birth-weight babies (<5.5lbs) born in 2023 (7.7% of births).
- **1,037** preterm births (<37wks) in 2023 (9.37% of births).
 - 8.91% of all White babies
 - Montana did not report the number of preterm births in Black babies
- **398** births to mothers aged 15-19 in 2023—a rate of 12 in every 1,000 teen girls.
- **62** infants aged <1yr died in 2023—a rate of 5.6 per 1,000.

Percentage of All Preterm Births by Race or Ethnicity, 2023



Medicaid Expansion

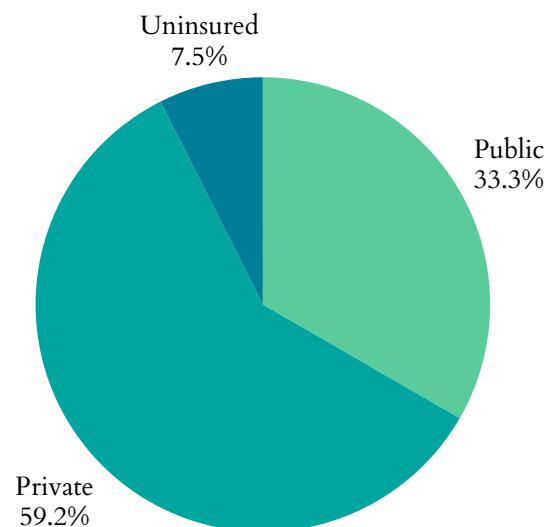
Montana has been a **Medicaid expansion** state since 01/01/2016.

Maternal Mortality

- From 2018 to 2022, **17** Montana women died while pregnant, or within 42 days post pregnancy from any cause relating to or aggravated by said pregnancy, excluding accidents and incidents
- Montana did not report a number of maternal deaths per every 100,000 live births.

- **19,000** children had no health insurance in 2024 (11.8% increase from 2023).
- **84,000** children were enrolled in Medicaid in 2024 (13.4% decrease from 2023).
- **30,652** children in Montana were in the state Children Health Insurance Program (CHIP) in 2021 (25.11% decrease from 2020).

Health Insurance Coverage for Children, 2024

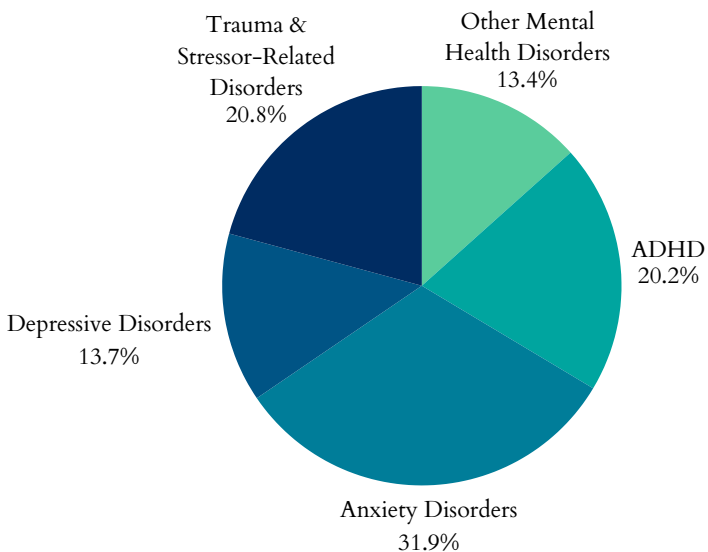


Montana's Children

Zero to Three

- **68.0%** of babies live above low-income
- **18.4%** of babies live at low income
- **13.6%** of babies live in poverty
- **5.1%** of babies live in deep poverty
- **73.7%** of new parents have at least one parent working full time

Top 5 Mental Health Diagnoses Among Children, 2023



Prenatal Substance Exposure

- In 2024, Montana reported **28** infants screened-in with prenatal substance exposure.
- Montana did not report plans of safe care for screened-in infants.

Family First

- Plan approved on **October 1, 2021**
- **0** children were served in 2023
- **\$0** pulled down in federal dollars from Title IV-E

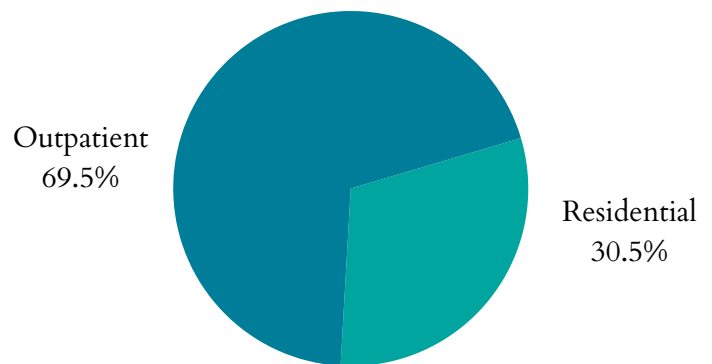
Teens & Youth

- **5,000** youth (16-19yrs) were not in school nor working in 2024 (**9%**).
- **16** children <19yrs were killed by a firearm in Montana in 2024.

Mental Health

- **21,403** children received mental health treatment in Montana in 2023 (**1.1%**)
- From 2021 to 2023, there were **36.7** deaths from suicide per 100,000 adolescents aged 15-19 in Montana.

Treatment Type for Youth with Substance Use Disorder, 2024



Substance Use

- From 2015 to 2019, an average of **12,546** children in Montana (3.5% of the state's child population) lived with parents having a substance use disorder.
- On March 29, 2024, **282** clients 18 and under were in treatment for substance use disorder

