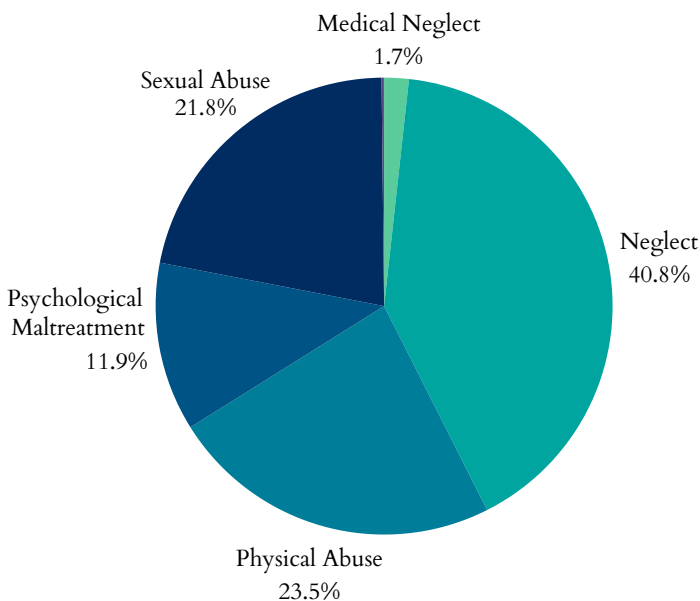


Missouri's Children

Child Maltreatment

- In 2024, Missouri had **93,647** total referrals for child abuse and neglect. Of those, **68,784** were screened in for response by CPS.
- **4,545** child victims of abuse or neglect, at a rate of **3.3** children per 1,000 (2.2% increase since 2020).
- Of the **4,545** children, **3,958** were first-time victims.
- Largest age group of victims = **16 years**, representing **322** of the **4,545** cases.

Types of Maltreatment Victims, 2024

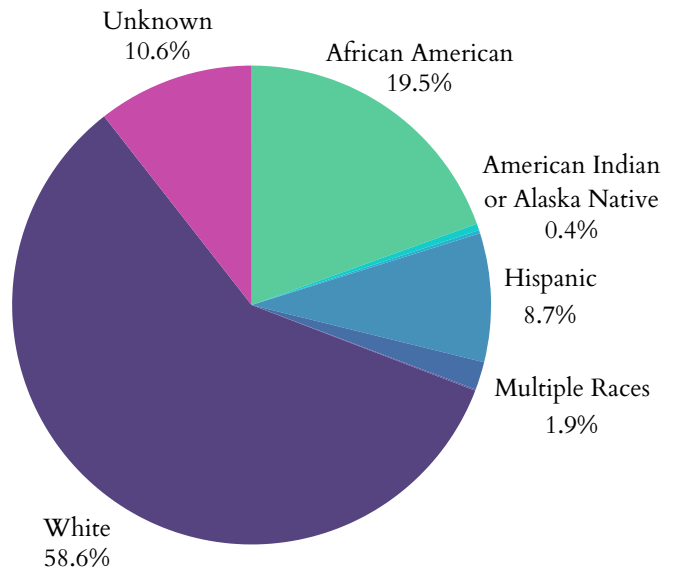


Workforce

There are **7,970** children, family, and school social workers in Missouri with a mean wage of **\$23.39** (compared to Missouri's 2024 minimum wage: **\$12.30**)



Child Victims by Race or Ethnicity, 2024



Perpetrators of child maltreatment (2024):

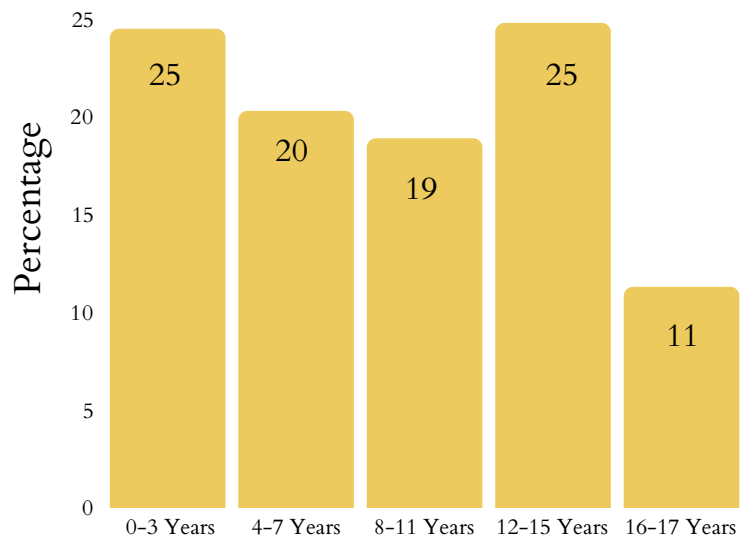
- **56.5%** = parents of the child.
- **43.5%** = non-parents or unknown relationship.

Child victims (2024):

- **55.6%** = female; **44.4%** = male.

- Child fatalities increased from **61** in 2023 to **90** in 2024.
- Missouri reported **10** total child victim of sex trafficking.
- Post-response services given to **2,858** victims and **28,412** non-victims.

Age Distribution of Maltreatment Victims, 2024

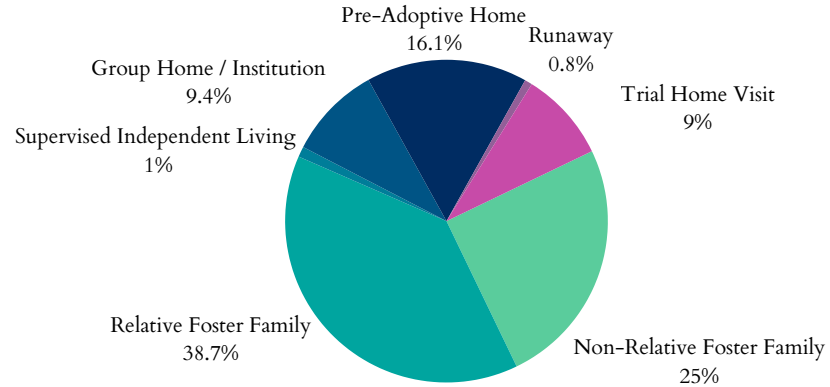


Missouri's Children

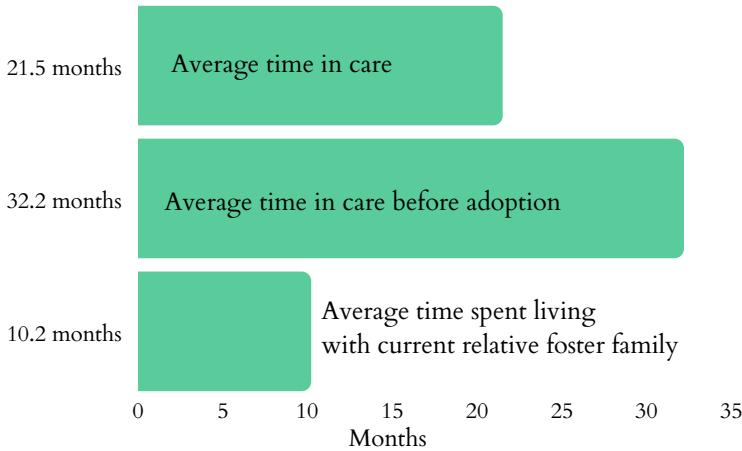
Foster Care and Adoptions

- **16,294** total children were served by the foster care system in FY 2024.
- **11,740** children in care as of 09/30/2024.
- During FY 2024, **4,839** children entered care and **4,554** exited.
- **1,313** children were adopted; **1,916** had a permanency plan for adoption.
- **0.73%** increase in the number of children in care and a **9.8%** decrease in the number of children adopted from care from FY 2023-FY 2024.

Where are Children in Foster Care Staying? 2023



Duration in Care, 2023



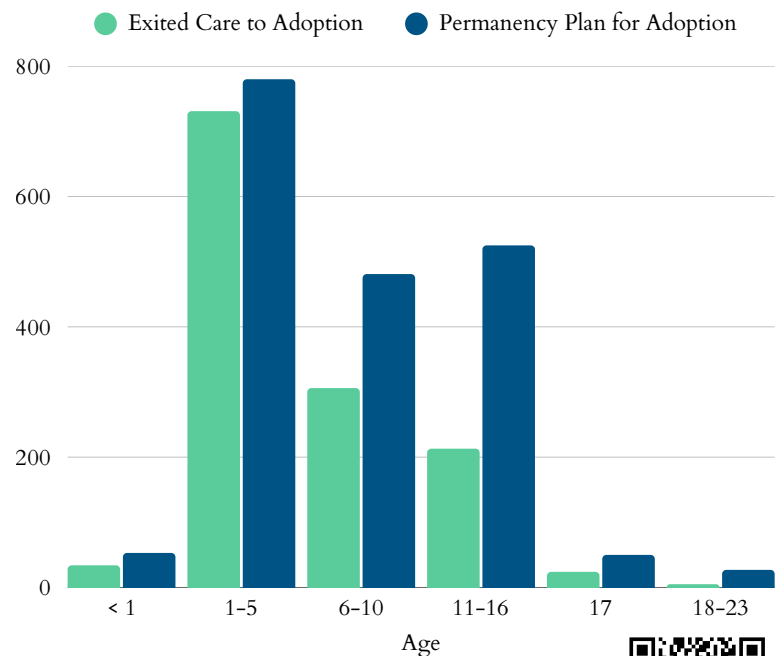
- In 2023, **2,969** children were living with non-relative foster families; **4,601** stayed with a relative.
- **1,114** children were staying in group homes or institutions; **90** children were classified as runaways.
- There are **101,709** grandparents living with their grandchildren under 18. Of those, **41.5%** are responsible for their grandchildren.

In FY 2024, **346** children transitioned from foster care to independence. This is a **19.7%** decrease from **431** in FY 2023

Juvenile Justice

- **8,856** total arrests for youth under 18 in 2023
- A total of **705** youth were in a correctional placement in 2023; a **15.2%** increase since 2021
 - **16.2%** of the youth are ≤ 14 years old
 - **44.7%** are Black youth
 - **50%** are White youth
 - **87.2%** males and **12.8%** females
- Black youth represent **43%** of all correctional placements; **48.9%** for White youth in 2023

Age Distribution of Adoptions, 2024

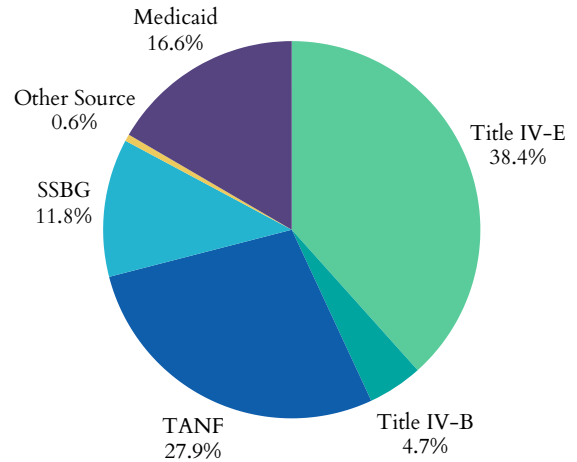


Missouri's Children

Funding for Child Welfare Services

- Missouri spent **\$584,297,615.73** on child welfare services in 2022.
 - Child welfare services = direct and administrative services
- **\$392,173,362.11** = from the federal government
- **\$181,817,133.36** = from state and local funds.

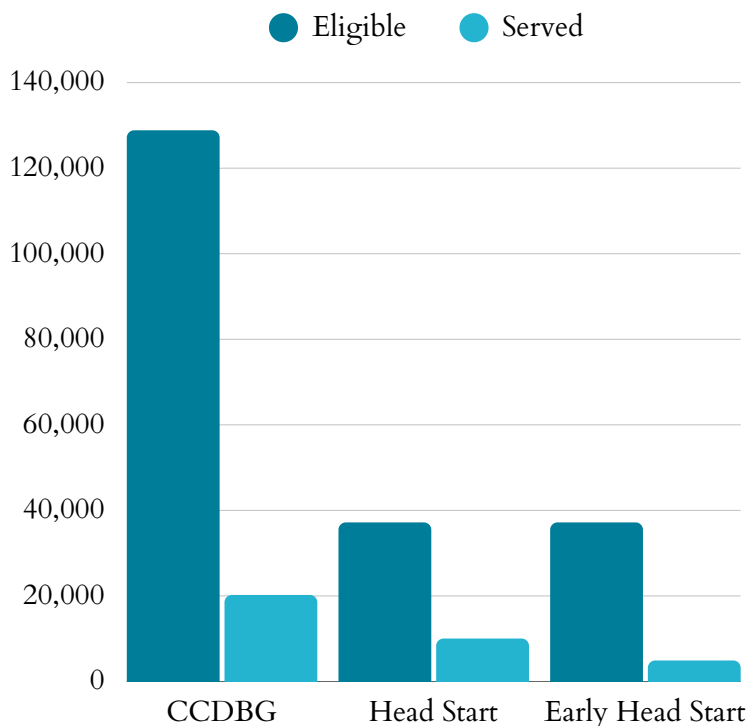
Federal Funding Sources, 2022



The significant funding sectors of the **\$392,173,362.11** in federal funding received in Missouri in 2022:

- **\$62,766,910** as part of the Title IV-E Total Foster Care Program.
- **\$65,761,701** as part of the Title IV-E Adoption Assistance Program.
- Missouri's sum of expenditures for Social Service Block Grants in 2022 was **\$51,369,005**

Child Care & Early Learning



- **27%** of Head Start eligible children are served
- **13%** of Early Head Start eligible children are served
- **16%** of Child Care & Development Block Grant eligible children 5 and under are served

- **\$13,780** annual cost of center-based infant care
- **\$9,984** annual cost of home-based infant care

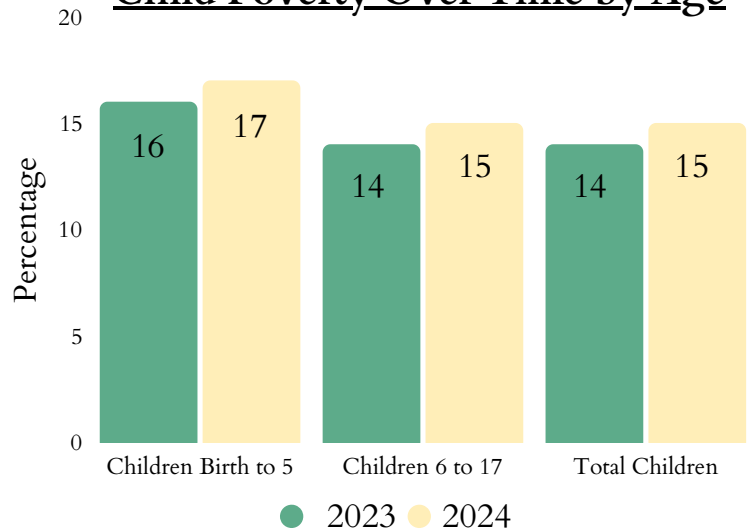


Missouri's Children

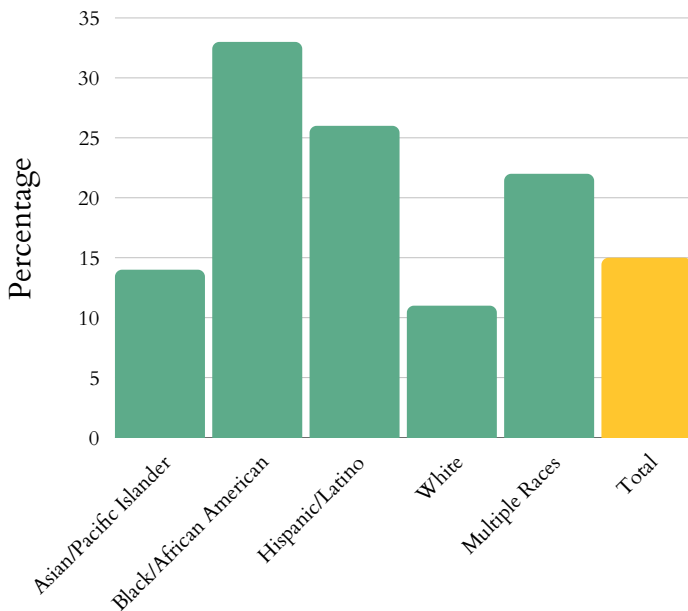
Child Poverty

- **327,000** children lived with parents who lacked secure employment in 2023 (24% of all children).
- Average number of TANF recipients fell from **11,176** in 2024 to **11,132** in 2025 (0.39% decrease).

Child Poverty Over Time by Age



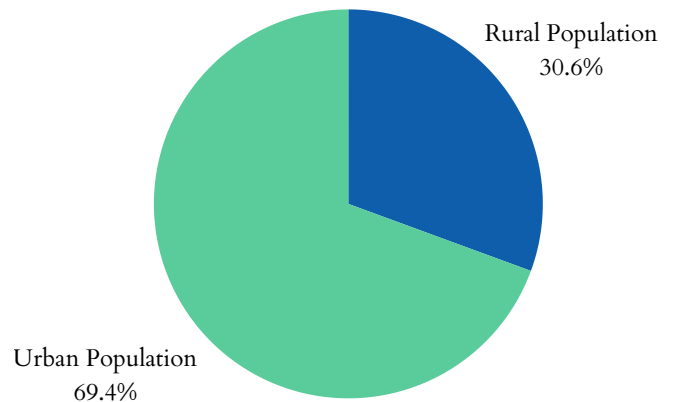
Child Poverty by Race or Ethnicity, 2024



Note: Data unavailable for other races.

- The state spent **\$61,013,244** on WIC in 2025, serving **96,408** people: a 2.97% increase in total participants and 12.5% increase in spending since 2024.
- **951,330** people were food insecure in 2023, including 248,620 children.
- **44.8%** of households receiving SNAP benefits had children.

Total Urban vs. Rural Population of Missouri, 2020



Housing

- **10,966** children, from birth to three-years-old, experienced homelessness in 2023 (3.94%).
- **26.1%** of households receiving the Low Income Housing Tax Credit report having at least one member under 18 in 2023.
- **22%** of children lived in households with a high housing cost burden in 2023.
- **25,710** total Missouri residents living in public housing in 2025.

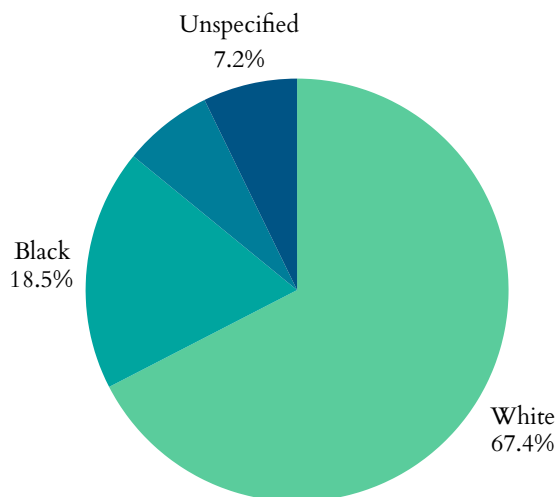


Missouri's Children

Health

- 5,972 low birth-weight babies (<5.5lbs) born in 2023 (8.9% of births).
- 7,402 preterm births (<37wks) in 2023 (11.04% of births).
 - 10.29% of all White babies
 - 16.09% of all Black babies
- 3,166 births to mothers aged 15-19 in 2023—a rate of 16 in every 1,000 teen girls.
- 392 infants aged <1yr died in 2023—a rate of 5.8 per 1,000.

Percentage of All Preterm Births by Race or Ethnicity, 2023



Medicaid Expansion

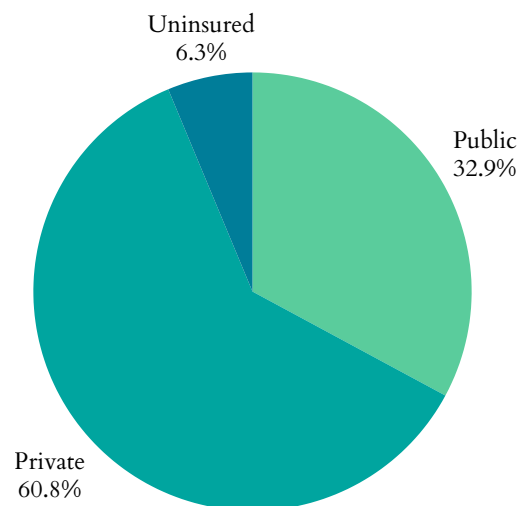
Missouri has been a Medicaid expansion state since 10/01/2021.

Maternal Mortality

- From 2018 to 2022, 84 Missouri women died while pregnant, or within 42 days post pregnancy from any cause relating to or aggravated by said pregnancy, excluding accidents and incidents
- Missouri reported 24 maternal deaths per every 100,000 live births

- 95,000 children had no health insurance in 2024 (21.8% increase from 2023).
- 491,000 children were enrolled in Medicaid in 2024 (7.01% decrease from 2023).
- 99,958 children in Missouri were in the state Children Health Insurance Program (CHIP) in 2021 (14.79% decrease from 2020).

Health Insurance Coverage for Children, 2024

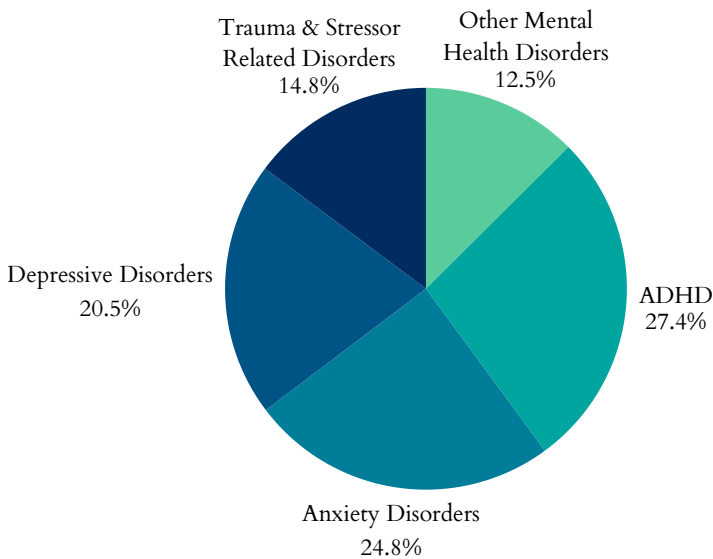


Missouri's Children

Zero to Three

- 56.2% of babies live above low-income
- 24.9% of babies live at low income
- 18.9% of babies live in poverty
- 9.4% of babies live in deep poverty
- 78.5% of new parents have at least one parent working full time

Top 5 Mental Health Diagnoses Among Children, 2023



Prenatal Substance Exposure

- In 2024, Missouri did not report the number of infants screened in with prenatal substance exposure.
- Missouri did not report the number of plans of safe care for screened-in infants.

Family First

- Plan approved on October 1, 2022
- 0 children were served in 2023
- \$0 pulled down in federal dollars from Title IV-E

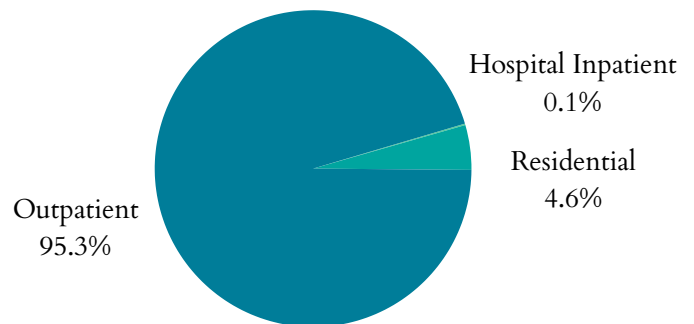
Teens & Youth

- 20,000 youth (16-19yrs) were not in school nor working in 2024 (6%).
- 109 children <19yrs were killed by a firearm in Missouri in 2024.

Mental Health

- 23,136 children received mental health treatment in Missouri in 2023 (1.2%).
- From 2021 to 2023, there were 12.3 deaths from suicide per 100,000 adolescents aged 15-19 in Missouri.

Treatment Type for Youth with Substance Use Disorder, 2024



Substance Use

- From 2015 to 2019, an average of 38,990 children in Missouri (1.9% of the state's child population) lived with parents having a substance use disorder.
- On March 29, 2024, 2,694 clients 18 and under were in treatment for substance use disorder

