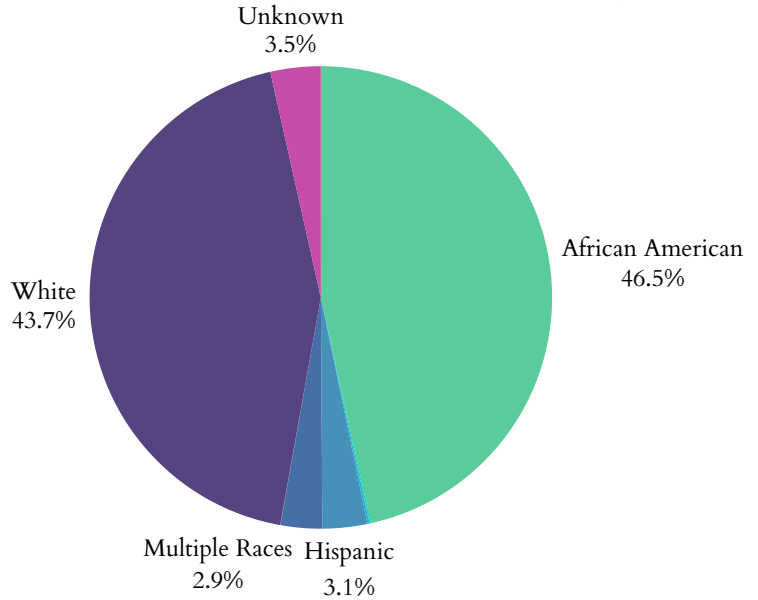


Mississippi's Children

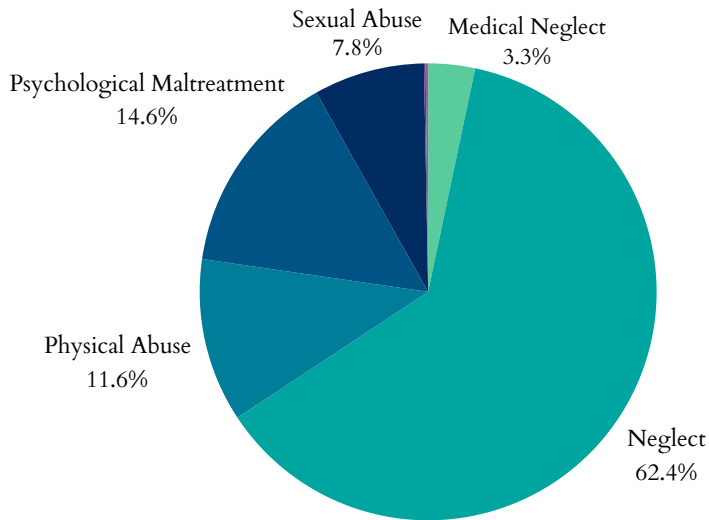
Child Maltreatment

- In 2024, Mississippi had **32,793** total referrals for child abuse and neglect. Of those, **25,649** were screened in for response by CPS.
- **10,029** child victims of abuse or neglect, at a rate of **14.9** children per 1,000 (**23.3%** increase since 2020).
- Of the **10,029** children, **8,856** were first-time victims.
- Largest age group of victims = **<1 years**, representing **1,512** of the **10,029** cases.

Child Victims by Race or Ethnicity, 2024



Types of Maltreatment Victims, 2024



Perpetrators of child maltreatment (2024):

- **74.4%** = parents of the child.
- **25.6%** = non-parents or unknown relationship.

Child victims (2024):

- **53.2%** = female; **46.6%** = male.

- Child fatalities decreased from **76** in 2023 to **66** in 2024.
- Mississippi reported **15** total child victim of sex trafficking.
- Post-response services given to **5,234** victims and **1,931** non-victims.

Workforce

There are **3,660** children, family, and school social workers in Mississippi with a mean wage of **\$21.79** (compared to Mississippi's 2024 minimum wage: **\$7.25**)

Age Distribution of Maltreatment Victims, 2024

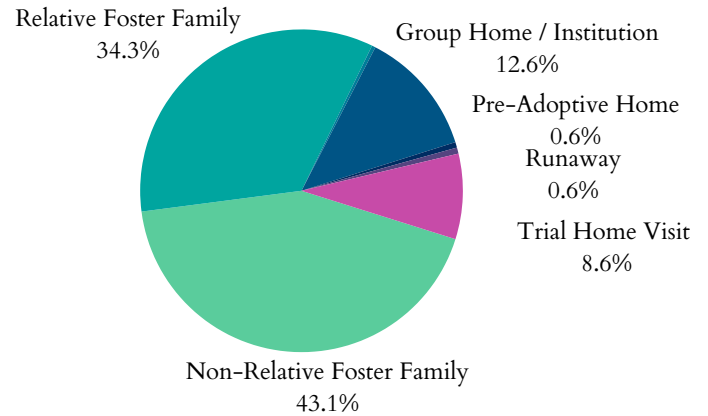


Mississippi's Children

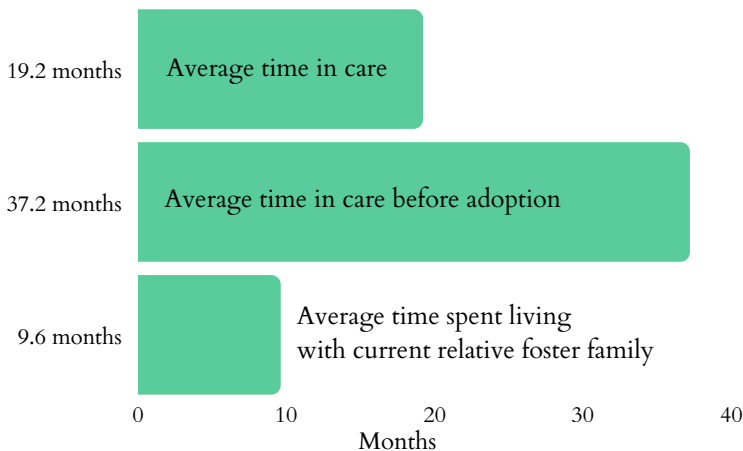
Foster Care and Adoptions

- **6,298** total children were served by the foster care system in FY 2024.
- **3,969** children in care as of 09/30/2024.
- During FY 2024, **2,671** children entered care and **2,329** exited.
- **593** children were adopted; Mississippi did not report the number children with permanency plans for adoption in 2023.
- **8.4%** increase in the number of children in care and a **1.4%** increase in the number of children adopted from care from FY 2023-2024.

Where are Children in Foster Care Staying? 2023



Duration in Care, 2023



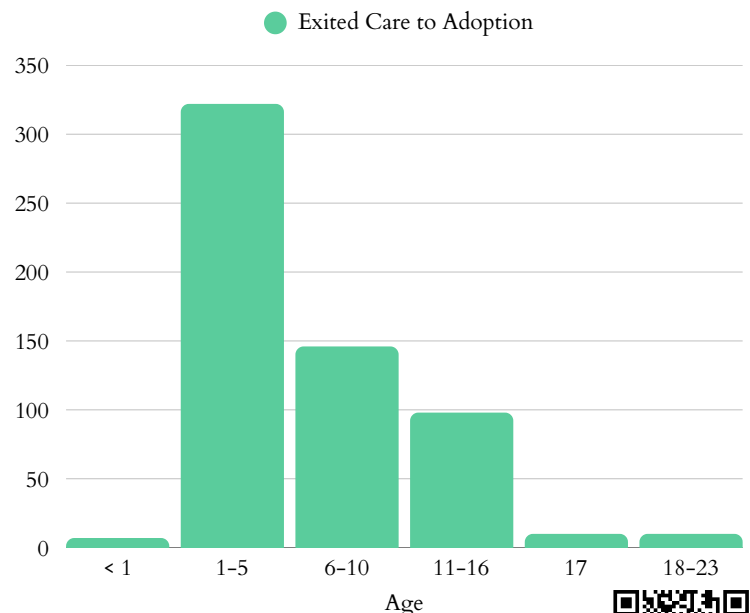
- In 2023, **1,547** children were living with non-relative foster families; **1,230** stayed with a relative.
- **451** children were staying in group homes or institutions; **20** children were classified as runaways.
- There are **74,790** grandparents living with their grandchildren under 18. Of those, **49.1%** are responsible for their grandchildren.

In FY 2024, **52** children transitioned from foster care to independence. This is a **4%** increase from **50** in FY 2023

Juvenile Justice

- **2,407** total arrests for youth under 18 in 2023
- A total of **234** youth were in a correctional placement in 2023; a **25.8%** increase since 2021
 - **21.8%** of the youth are ≤ 14 years old
 - **70.6%** are Black youth
 - **29.4%** are White youth
 - **89.7%** males and **9%** females
- Black youth represent **67.9%** of all correctional placements; **24.4%** for White youth in 2023

Age Distribution of Adoptions, 2024



Note: Mississippi did not report data on the ages of children with permanency plans for adoption

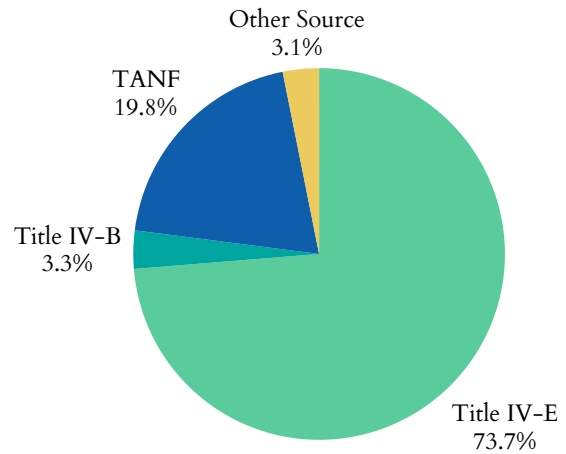


Mississippi's Children

Funding for Child Welfare Services

- Mississippi spent **\$209,855,584** on child welfare services in 2022.
 - Child welfare services = direct and administrative services
- **\$98,027,329** = from the federal government
- **\$111,828,255** = from state and local funds.

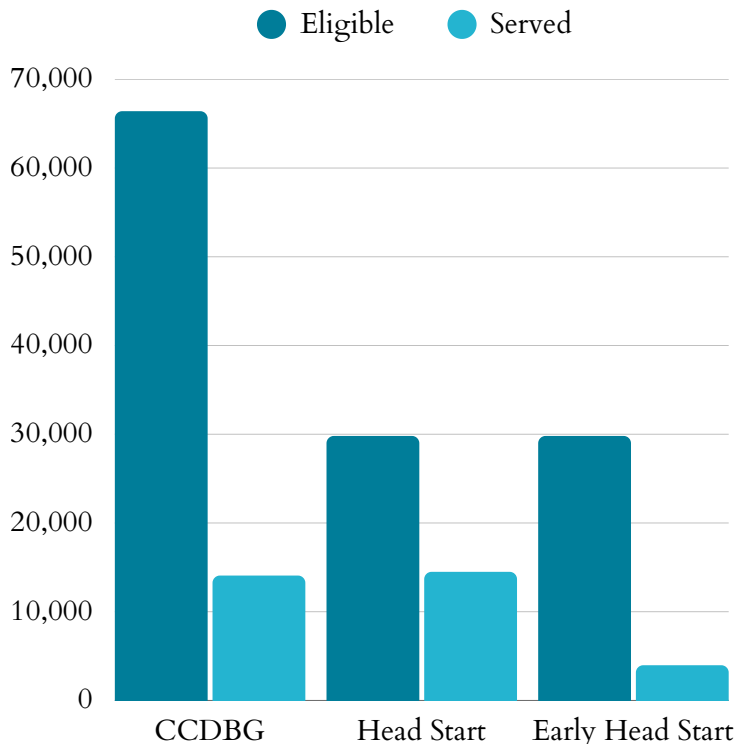
Federal Funding Sources, 2022



The significant funding sectors of the **\$98,027,329** in federal funding received in Mississippi in 2022:

- **\$33,790,896** as part of the Title IV-E Total Foster Care Program.
- **\$36,169,564** as part of the Title IV-E Adoption Assistance Program.
- Mississippi's sum of expenditures for Social Service Block Grants in 2022 was **\$8,009,657**

Child Care & Early Learning



- **49%** of Head Start eligible children are served
- **13%** of Early Head Start eligible children are served
- **21%** of Child Care & Development Block Grant eligible children 5 and under are served

- **\$7,696** annual cost of center-based infant care
- **\$6,188** annual cost of home-based infant care

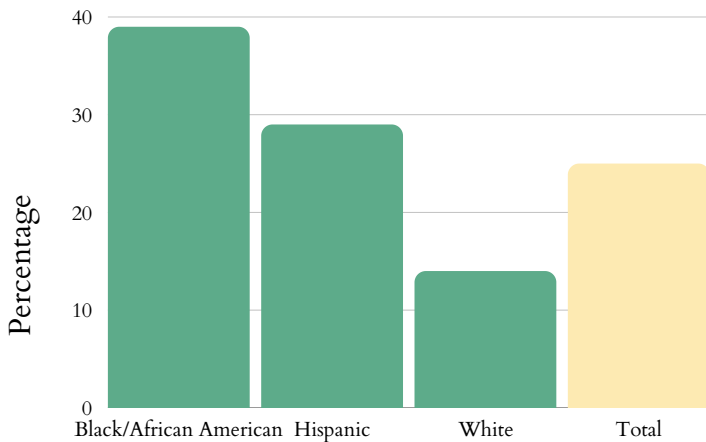


Mississippi's Children

Child Poverty

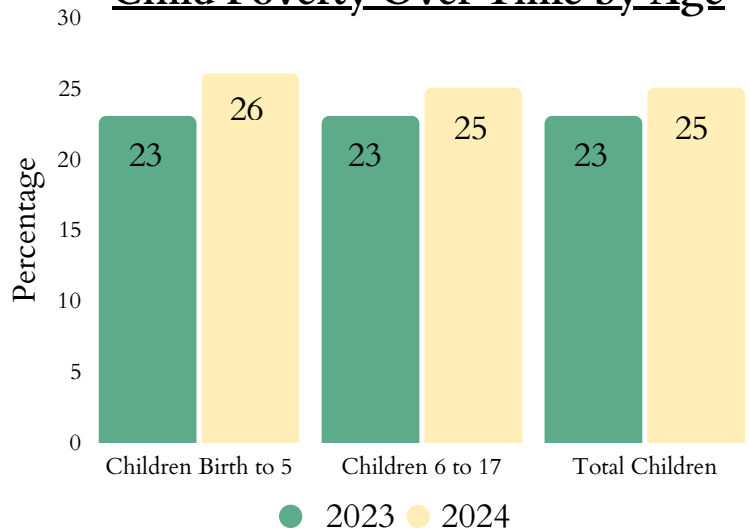
- **209,000** children lived with parents who lacked secure employment in 2023 (31% of all children).
- Average number of TANF recipients fell from **2,517** in 2024 to **2,330** in 2025 (7.4% decrease).

Child Poverty by Race or Ethnicity, 2024



Note: Data unavailable for other races.

Child Poverty Over Time by Age

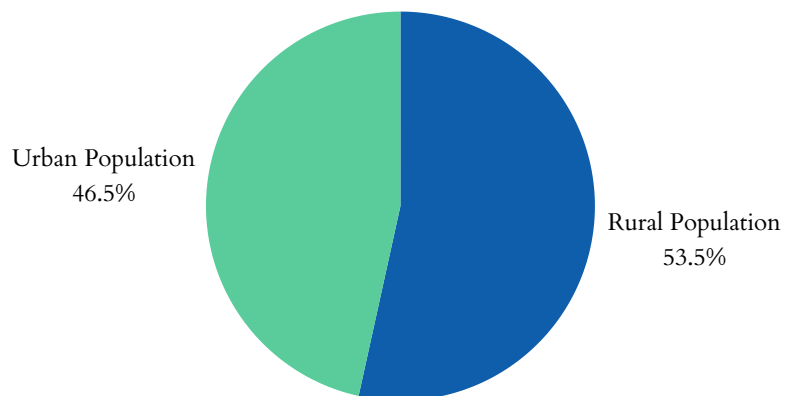


- The state spent **\$44,958,496** on WIC in 2025, serving **61,651** people: a 1.7% increase in total participants and 15.5% increase in spending since 2025.
- **571,660** people were food insecure in 2023, including **155,190** children.
- **47.7%** of households receiving SNAP benefits had children.

Housing

- **1,592** children, from birth to three-years-old, experienced homelessness in 2023 (1.15%).
- **39.8%** of households receiving the Low Income Housing Tax Credit report having at least one member under 18 in 2022.
- **25%** of children lived in households with a high housing cost burden in 2023.
- **16,548** total Mississippi residents living in public housing in 2025.

Total Urban vs. Rural Population of Mississippi, 2020

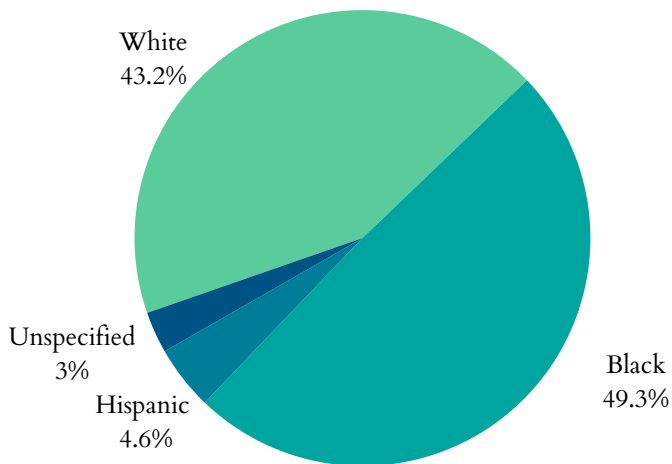


Mississippi's Children

Health

- **4,290** low birth-weight babies (<5.5lbs) born in 2023 (12.5% of births).
- **5,151** preterm births (<37wks) in 2023 (14.96% of births).
 - 12.81% of all White babies
 - 18.3% of all Black babies
- **2,596** births to mothers aged 15-19 in 2023—a rate of 25 in every 1,000 teen girls.
- **305** infants aged <1yr died in 2023—a rate of 8.9 per 1,000.

Percentage of All Preterm Births by Race or Ethnicity, 2023



Medicaid Expansion

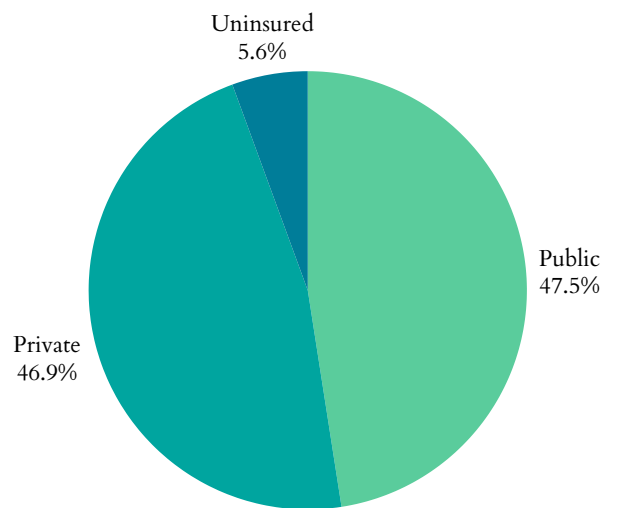
Mississippi is not a Medicaid expansion state.

Maternal Mortality

- From 2018 to 2022, **70** Mississippi women died while pregnant, or within 42 days post pregnancy from any cause relating to or aggravated by said pregnancy, excluding accidents and incidents
- Mississippi reported **39** maternal deaths per every 100,000 live births

- **42,000** children had no health insurance in 2024 (2.3% decrease from 2023).
- 355,000 children were enrolled in Medicaid in 2024 (2.3% increase from 2023).
- **80,058** children in Mississippi were in the state Children Health Insurance Program (CHIP) in 2021 (5.2% decrease from 2020).

Health Insurance Coverage for Children, 2024



Mississippi's Children

Zero to Three

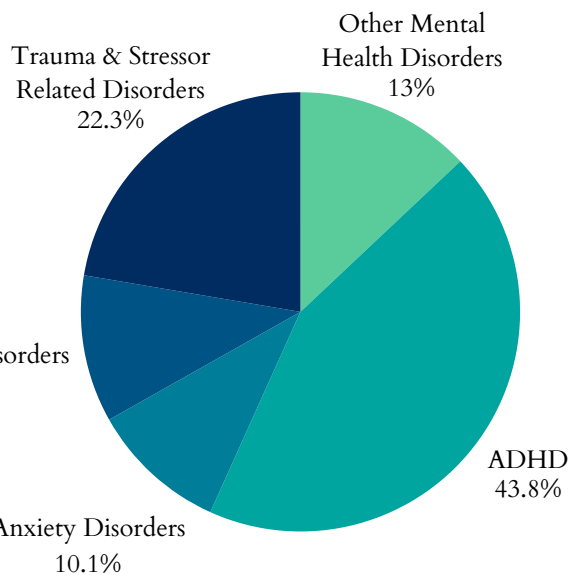
- **48.3%** of babies live above low-income
- **22.3%** of babies live at low income
- **29.4%** of babies live in poverty
- **12.9%** of babies live in deep poverty
- **72.4%** of new parents have at least one parent working full time

Teens & Youth

- **18,000** youth (16-19yrs) were not in school nor working in 2024 (10%).
- **67** children <19yrs were killed by a firearm in Mississippi in 2024.

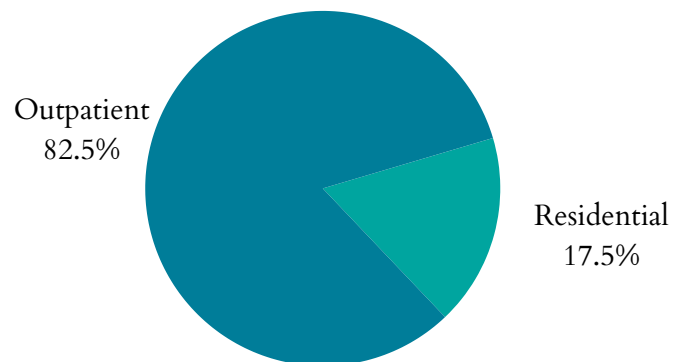
Mental Health

Top 5 Mental Health Diagnoses Among Children, 2023



- **39,664** children received mental health treatment in Mississippi in 2023 (2.1%)
- From 2021 to 2023, there were **10.0** deaths from suicide per 100,000 adolescents aged 15-19 in Mississippi.

Treatment Type for Youth with Substance Use Disorder, 2024



Prenatal Substance Exposure

- In 2024, Mississippi reported **109** infants screened in with prenatal substance exposure.
- Mississippi did not report any plans of safe care for screened-in infants.

Substance Use

- From 2015 to 2019, an average of **18,165** children in Mississippi (1.9% of the state's child population) lived with parents having a substance use disorder.
- On March 29, 2024, **3,289** clients 18 and under were in treatment for SUD.

Family First

Mississippi has a **Family First** plan approved by the administration.

