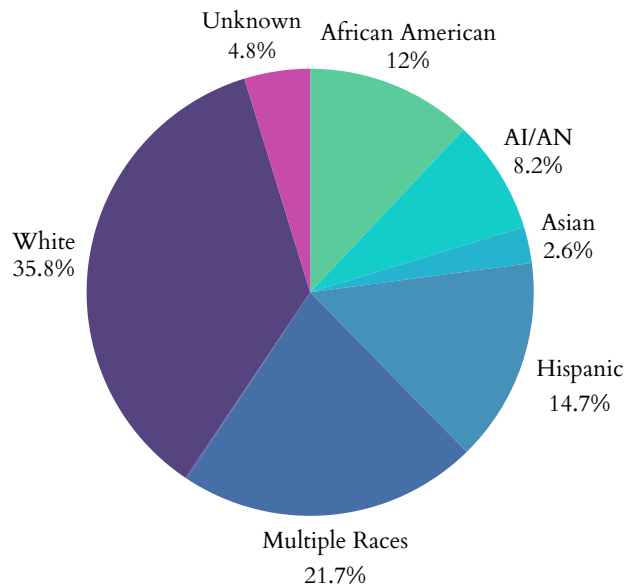


# Minnesota's Children

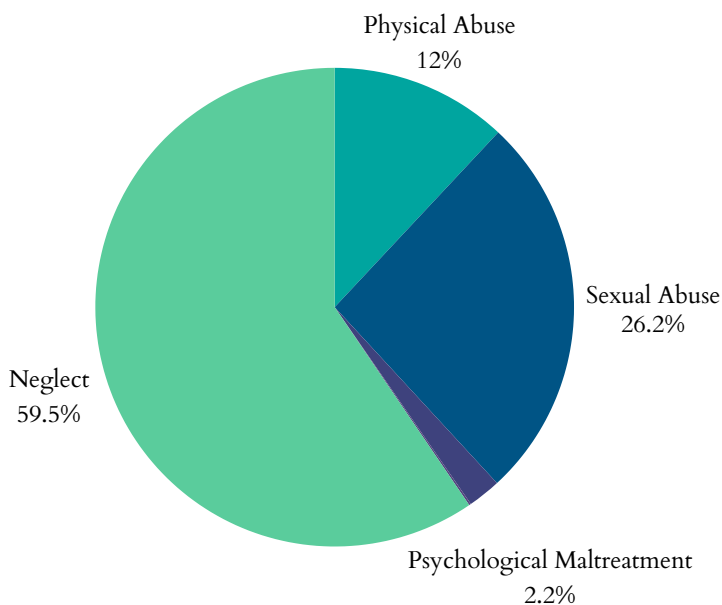
## Child Maltreatment

- In 2024, Minnesota had **81,085** total referrals for child abuse and neglect. Of those, **23,533** were screened in for response by CPS.
- **4,645** child victims of abuse or neglect, at a rate of **3.6** children per 1,000 (**30.1%** decrease since 2020).
- Of the **4,645** children, **4,463** were first-time victims.
- Largest age group of victims **<1 years**, representing **608** of the **4,645** cases.

## Child Victims by Race or Ethnicity, 2024



## Types of Maltreatment Victims, 2024



## Perpetrators of child maltreatment (2024):

- **72.9%** = parents of the child.
- **27.1%** = non-parents or unknown relationship.

## Child victims (2024):

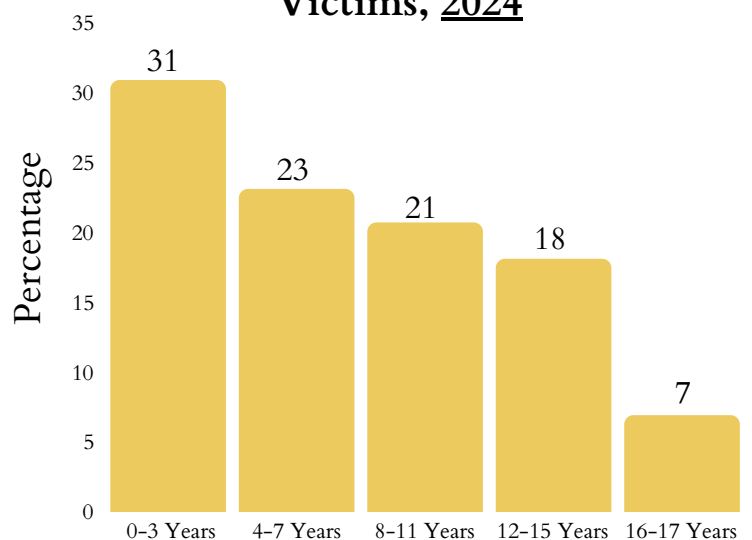
- **52.9%** = female; **47.1%** = male.

- Child fatalities decreased from **32** fatalities in 2023 to **30** in 2024.
- Minnesota reported **7** total child victims of sex trafficking.
- Post-response services given to **2,893** victims and **7,303** non-victims.

## Workforce

There are **6,430** children, family, and school social workers in Minnesota with a mean wage of **\$32.97** (compared to Minnesota's 2024 minimum wage: **\$10.85**)

## Age Distribution of Maltreatment Victims, 2024

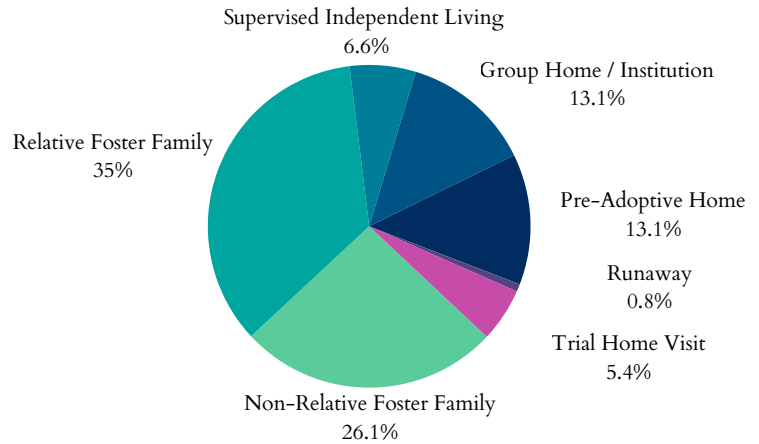


# Minnesota's Children

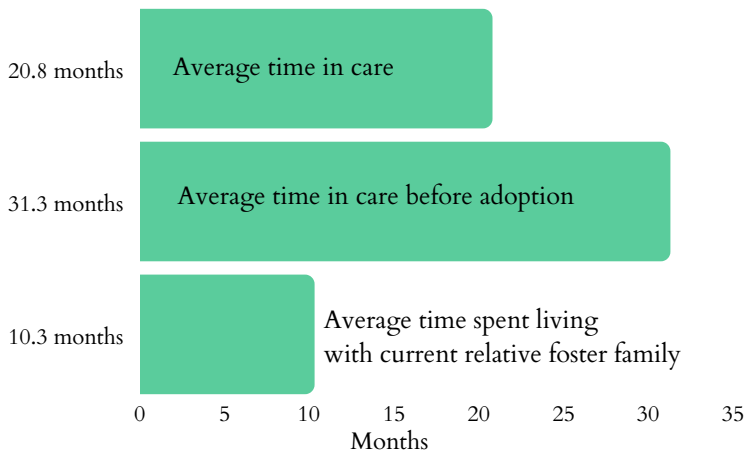
## Foster Care and Adoptions

- **9,992** total children were served by the foster care system in FY 2024.
- **5,848** children in care as of 09/30/2024.
- During FY 2024, **4,168** children entered care and **4,144** exited.
- **693** children were adopted; **924** had a permanency plan for adoption.
- **1.7%** decrease in the number of children in care and a **26%** increase in the number of children adopted from care from FY 2023-2024.

### Where are Children in Foster Care Staying? 2023



### Duration in Care, 2023



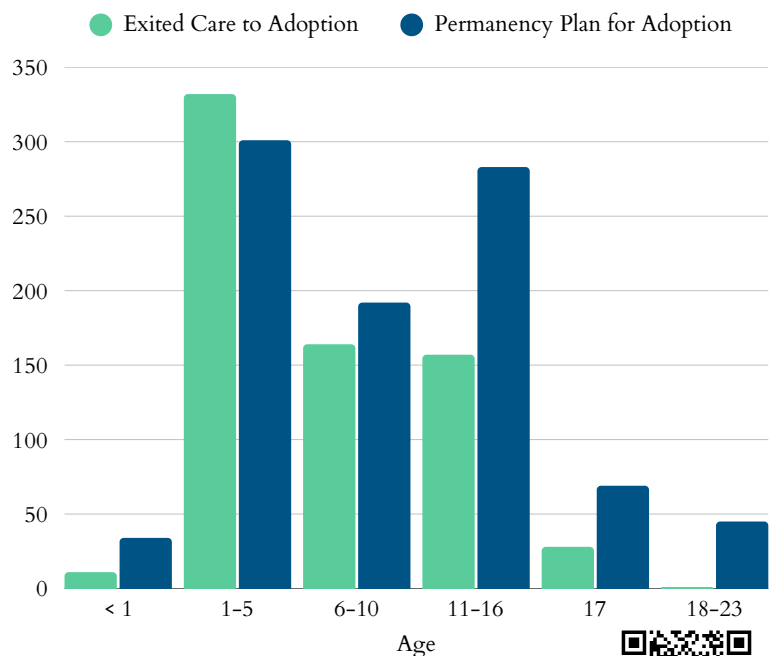
- In 2023, **1,504** children were living with non-relative foster families; **2,018** stayed with a relative.
- **755** children were staying in group homes or institutions; **44** children were classified as runaways.
- There are **63,160** grandparents living with their grandchildren under 18. Of those, **29.1%** are responsible for their grandchildren.

In FY 2024, **342** children transitioned from foster care to independence. This is a **7.3%** decrease from **369** in FY 2023

### Juvenile Justice

- **10,892** total arrests for youth under 18 in 2023
- A total of **438** youth were in a correctional placement in 2023; a **15.9%** increase since 2021
  - **15.8%** of the youth are ≤ 14 years old
    - **39.1%** are Black youth
    - **34.8%** are White youth
  - **81.5%** males and **18.5%** females
- Black youth represent **46.6%** of all correctional placements; **29.5%** for White youth in 2023

### Age Distribution of Adoptions, 2024

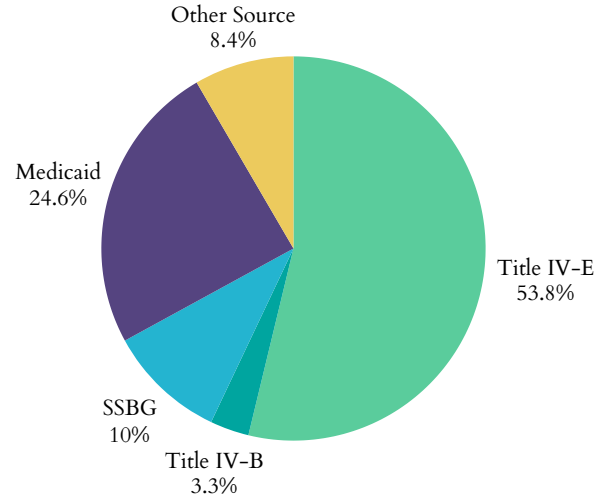


# Minnesota's Children

## Funding for Child Welfare Services

- Minnesota spent **\$748,853,081** on child welfare services in 2022.
  - Child welfare services = direct and administrative services
- **\$234,740,354** = from the federal government
- **\$513,126,533** = from state and local funds.

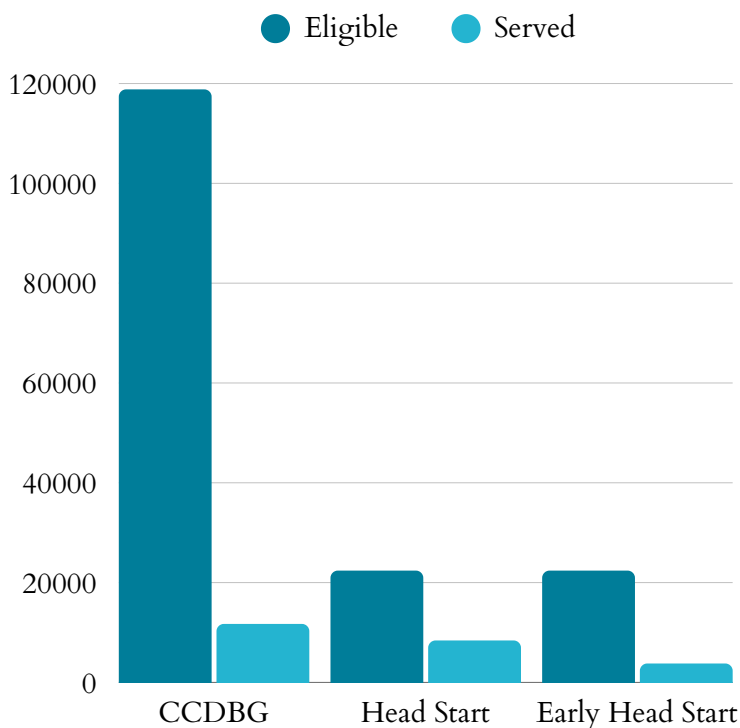
## Federal Funding Sources, 2022



The significant funding sectors of the **\$748,853,081** in federal funding received in Minnesota in 2022:

- **\$45,554,605** as part of the Title IV-E Total Foster Care Program.
- **\$60,392,701** as part of the Title IV-E Adoption Assistance Program.
- Minnesota sum of expenditures for Social Service Block Grants in 2022 was **\$32,236,014**

## Child Care & Early Learning



- **38%** of Head Start eligible children are served
- **17%** of Early Head Start eligible children are served
- **10%** of Child Care & Development Block Grant eligible children 5 and under are served

- **\$20,421** annual cost of center-based infant care
- **\$9,821** annual cost of home-based infant care

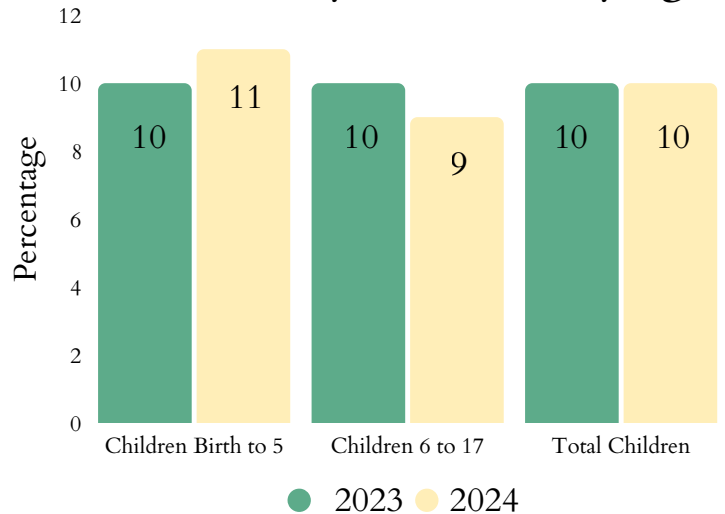


# Minnesota's Children

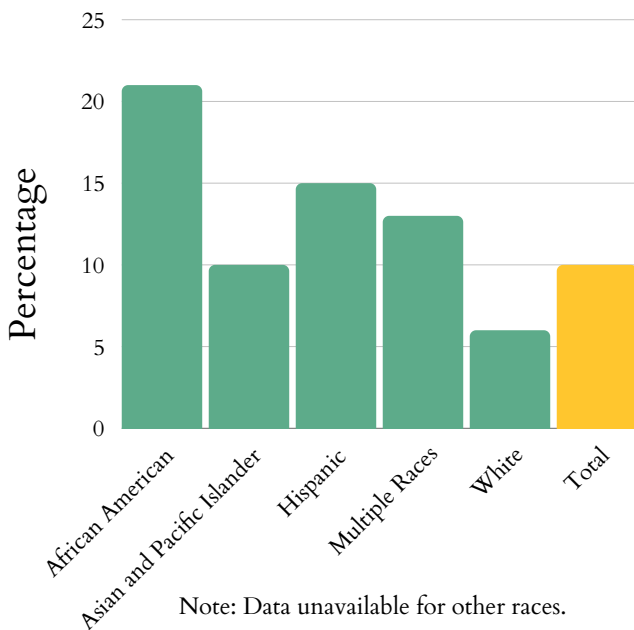
## Child Poverty

- 250,000 children lived with parents who lacked secure employment in 2023 (19% of all children).
- Average number of TANF recipients fell from 31,087 in 2024 to 30,919 in 2025 (0.5% decrease).

### Child Poverty Over Time by Age



### Child Poverty by Race or Ethnicity, 2024

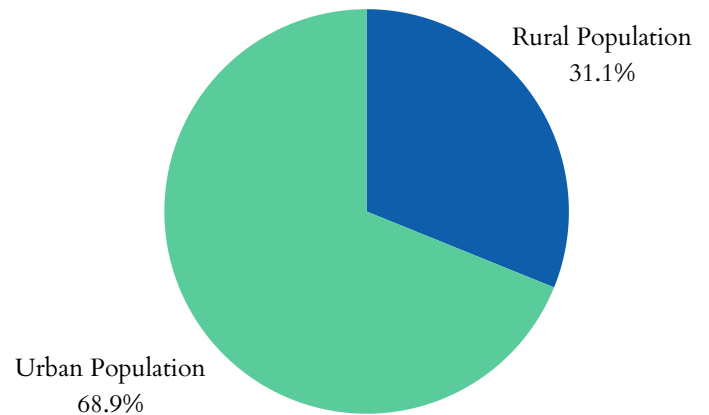


- The state spent \$72,973,089 on WIC in 2025, serving 102,436 people: a 1.1% increase in total participants and a 6.7% increase in spending since 2024.
- 596,190 people were food insecure in 2023, including 185,010 of children.
- 38.5% of households receiving SNAP benefits had children.

## Housing

- 6,133 children, from birth to three-years-old, experienced homelessness in 2023 (2.36%).
- 34.7% of households receiving the Low Income Housing Tax Credit report having at least one member under 18 in 2023.
- 23% of children lived in households with a high housing cost burden in 2023.
- 20,253 total Minnesota residents living in public housing in 2025.

### Total Urban vs. Rural Population of Minnesota, 2020

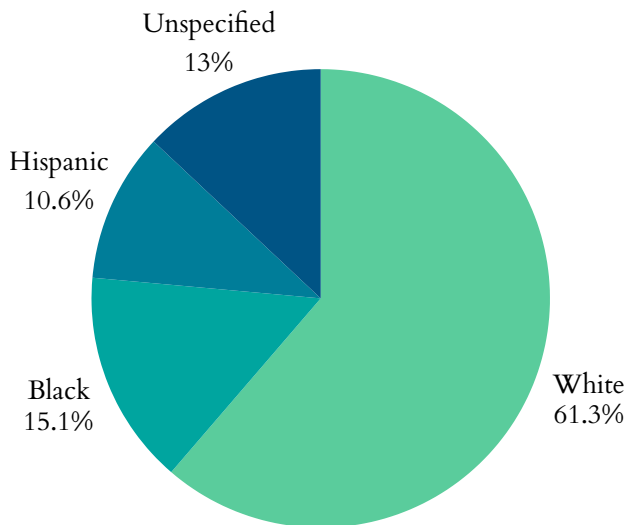


# Minnesota's Children

## Health

- **4,439** low birth-weight babies (<5.5lbs) born in 2023 (7.2% of births).
- **5,823** preterm births (<37wks) in 2023 (9.44%).
  - 8.84% of all White babies
  - 11.88% of all Black babies
- **1,465** births to mothers aged 15-19 in 2023—a rate of 8 in every 1,000 teen girls.
- **294** infants aged <1yr died in 2023—a rate of 4.8 per 1,000.

### Percentage of All Preterm Births by Race or Ethnicity, 2023



## Medicaid Expansion

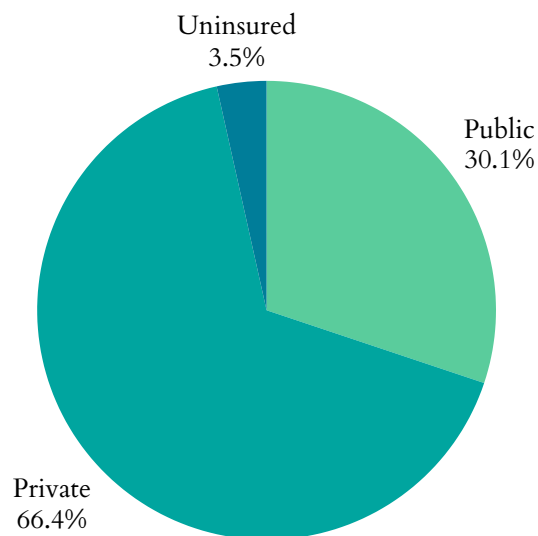
Minnesota has been a **Medicaid expansion** state since 1/1/2014.

## Maternal Mortality

- From 2018 to 2022, **40** Minnesota women died while pregnant, or within 42 days post pregnancy from any cause relating to or aggravated by said pregnancy, excluding accidents and incidents
- For every 100,000 live births in Minnesota, there are **12** maternal deaths

- **51,000** children had no health insurance in 2024 (10.9% increase from 2023)
- **440,000** children were enrolled in Medicaid in 2024 (0.9% increase from 2023).
- **3,268** children in Minnesota were in the state Children Health Insurance Program (CHIP) in 2021 (2.8% decrease from 2020).

### Health Insurance Coverage for Children, 2024

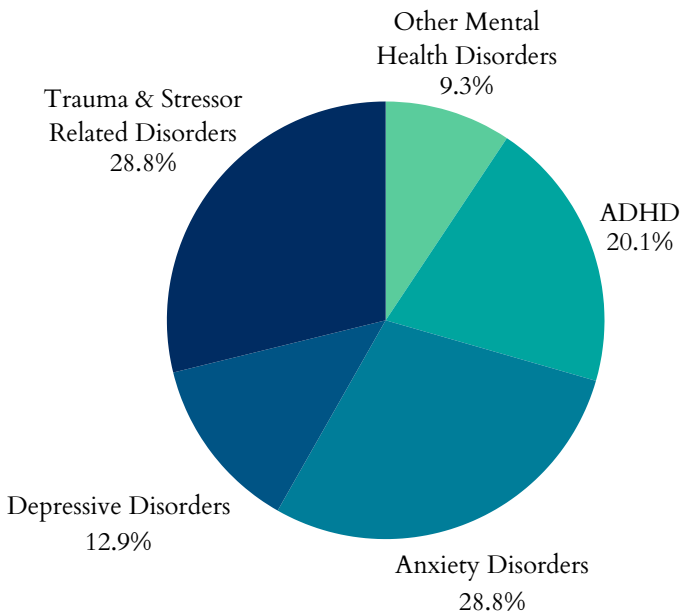


# Minnesota's Children

## Zero to Three

- 72.9% of babies live above low-income
- 15.5% of babies live at low income
- 11.6% of babies live in poverty
- 4.2% of babies live in deep poverty
- 84.3% of new parents have at least one parent working full time

### Top 5 Mental Health Diagnoses Among Children, 2023



## Prenatal Substance Exposure

- In 2024, Minnesota reported 1,108 infants screened in with prenatal substance exposure.
- Minnesota reported 924 plans of safe care for screened-in infants.

## Family First

Minnesota has a **Family First plan** approved by the administration.

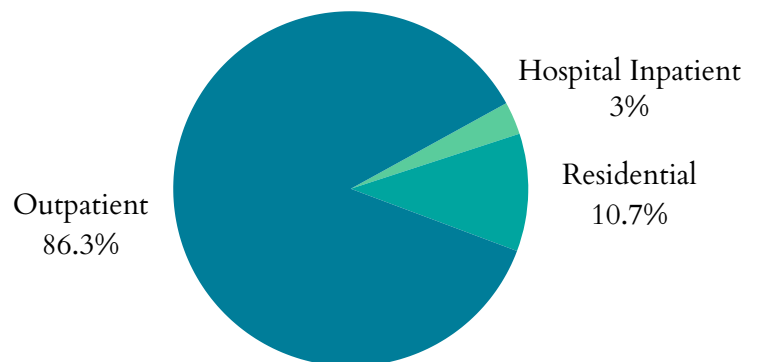
## Teens & Youth

- 14,000 youth (16-19yrs) were not in school nor working in 2024 (4%).
- 29 children <19yrs were killed by a firearm in Minnesota in 2024.

## Mental Health

- 100,799 children received mental health treatment in Minnesota in 2023 (5.3%).
- From 2021 to 2023, there were 11.6 deaths from suicide per 100,000 adolescents aged 15-19 in Minnesota.

### Treatment Type for Youth with Substance Use Disorder, 2024



## Substance Use

- From 2015 to 2019, an average of 41,195 children in Minnesota (2.0% of the state's child population) lived with parents having a substance use disorder.
- On March 29, 2024, 672 clients 18 and under were in treatment for SUD.

