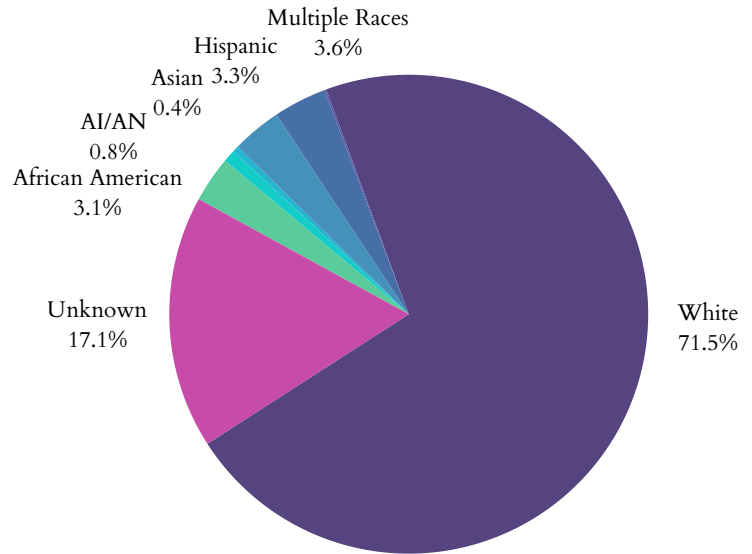


# Maine's Children

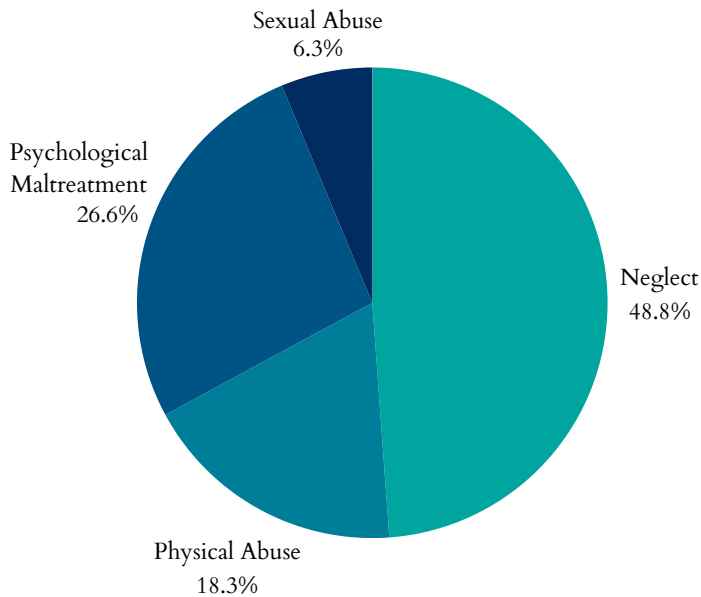
## Child Maltreatment

- In 2024, Maine had **27,144** total referrals for child abuse and neglect. **8,827** referrals were screened in for response by CPS.
- 3,800** child victims of abuse or neglect, at a rate of 15 children per 1,000 (**19.6%** decrease since 2020).
- Of the **3,800** children, **2,118** were first-time victims.
- Largest age group of victims = **<1 years**, representing **403** of the **3,800** cases.

## Child Victims by Race or Ethnicity, 2024



## Types of Maltreatment Victims, 2024



### Perpetrators of child maltreatment (2024):

- Maine did not report data revealing the perpetrators' relation to their victims.

### Child victims (2024):

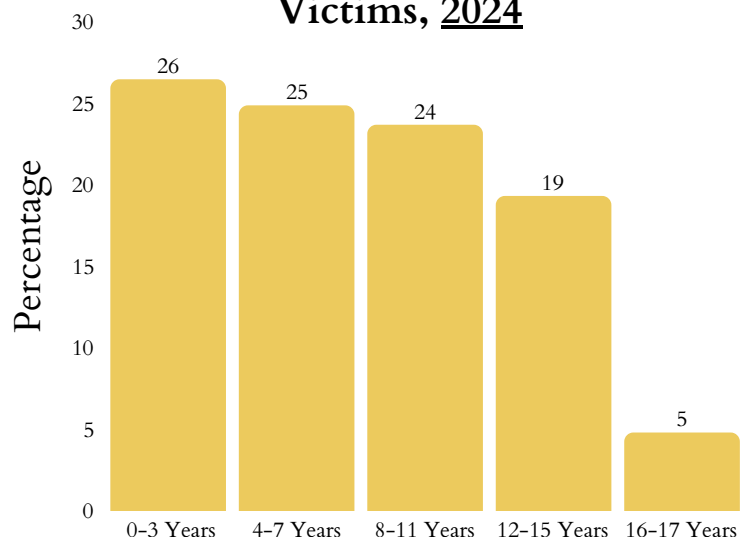
- 50.4%** = female; **49.2%** = male.

- Child fatalities did not change from **7** in 2023 to **7** in 2024.
- Maine reported **1** total child victims of sex trafficking.
- Post-response services given to **1,147** victims and **489** non-victims.

## Workforce

There are **1,910** children, family, and school social workers in Maine with a mean wage of **\$30.86** (compared to Maine's 2024 minimum wage: **\$14.15**).

## Age Distribution of Maltreatment Victims, 2024

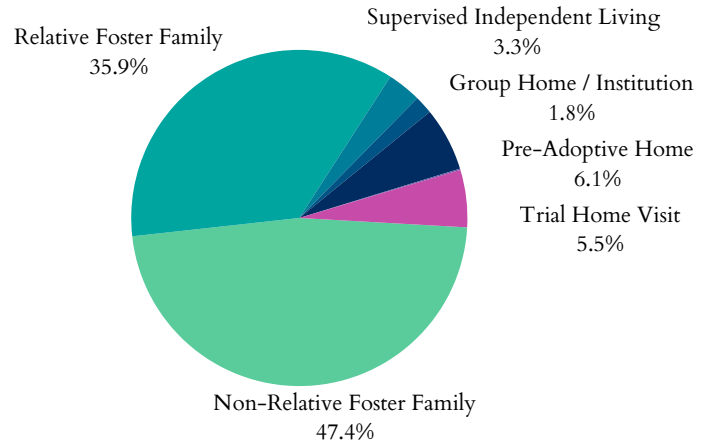


# Maine's Children

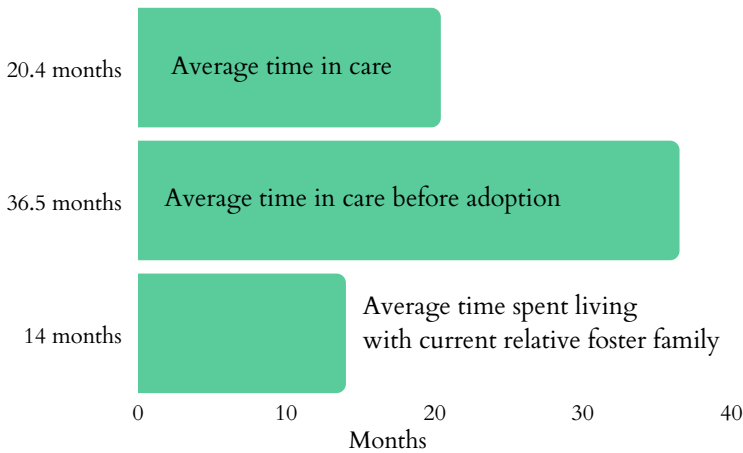
## Foster Care and Adoptions

- **3,393** total children were served by the foster care system in FY 2024.
- **2,435** children in care as of 09/30/2024.
- During FY 2024, **967** children entered care and **958** exited.
- **385** children were adopted; **797** had a permanency plan for adoption.
- **0.12%** decrease in the number of children in care and a **9.8%** increase in the number of children adopted from care from FY 2023-2024.

### Where are Children in Foster Care Staying? 2023



### Duration in Care, 2023



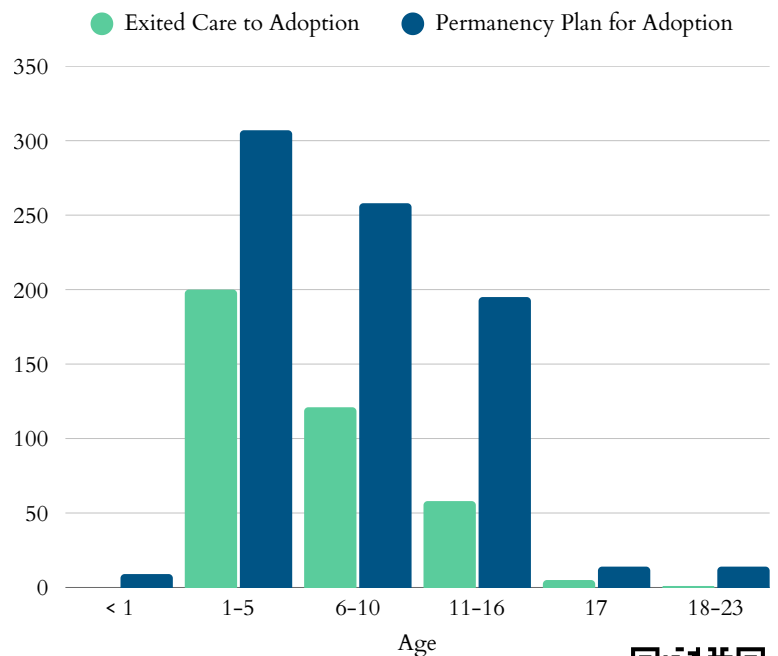
- In 2023, **1,160** children were living with non-relative foster families; **878** stayed with a relative.
- **43** children were staying in group homes or institutions; **3** children were classified as runaways.
- There are **17,039** grandparents living with their grandchildren under 18. Of those, **33.7%** are responsible for their grandchildren.

In FY 2024, **37** children transitioned from foster care to independence. This is a **68.2%** increase from **22** in FY 2023

### Juvenile Justice

- **2,004** total arrests for youth under 18 in 2023
- A total of **36** youth were in a correctional placement in 2023; a **33.3%** increase since 2021
  - **25%** of the youth are ≤ 14 years old
    - **0%** are Black youth
    - **100%** are White youth
  - **91.7%** males and **8.3%** females
- Black youth represent **8.3%** of all correctional placements; **83.3%** for White youth in 2023.

### Age Distribution of Adoptions, 2024

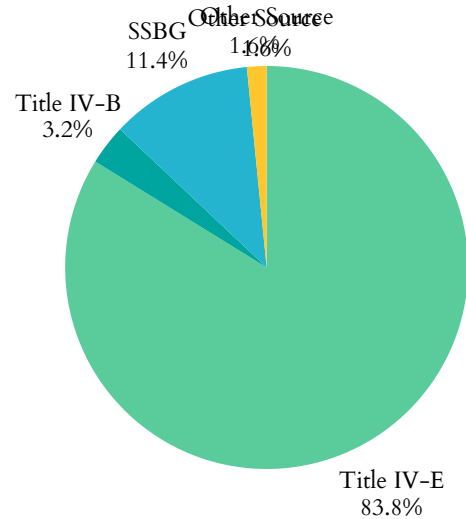


# Maine's Children

## Funding for Child Welfare Services

- Maine spent **\$193,488,053.00** on child welfare services in 2022.
  - Child welfare services = direct and administrative services
- **\$68,307,758.00** = from the federal government.
- **\$122,552,602.00** = from state and local funds.

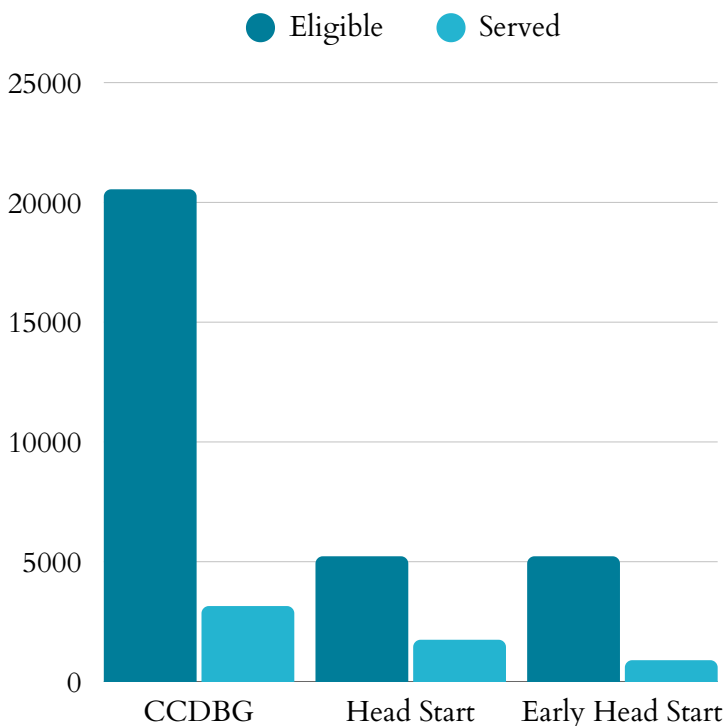
## Federal Funding Sources, 2022



The significant funding sectors of the **\$193,488,053.00** in federal funding received in Maine in 2022:

- **\$27,031,666** as part of the Title IV-E Total Foster Care Program.
- **\$22,904,532.00** as part of the Title IV-E Adoption Assistance Program.
- Maine's sum of expenditures for Social Service Block Grants in 2022 was **\$13,944,616**

## Child Care & Early Learning



- **33%** of Head Start eligible children are served
- **17%** of Early Head Start eligible children are served
- **15%** of Child Care & Development Block Grant eligible children 5 and under are served

- **\$15,730** annual cost of center-based infant care
- **\$11,830** annual cost of home-based infant care

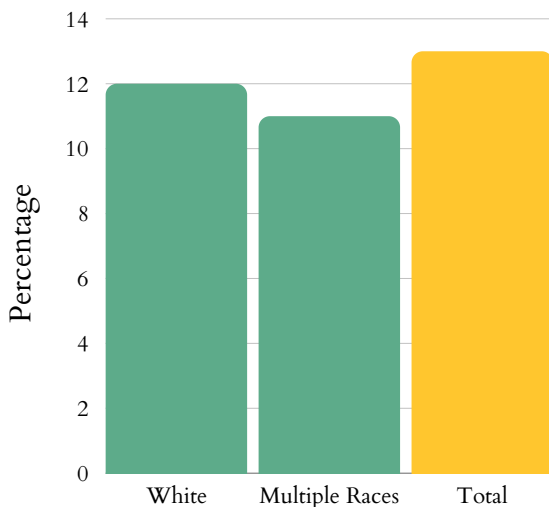


# Maine's Children

## Child Poverty

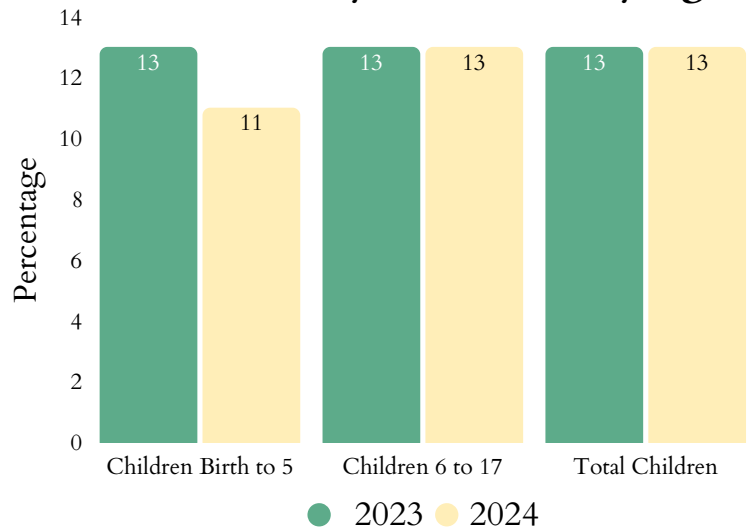
- **68,000** children lived with parents who lacked secure employment in 2023 (28% of all children).
- Average number of TANF recipients rose from **9,488** in 2024 to **10,838** in 2025 (14.2% increase).

### Child Poverty by Race or Ethnicity, 2024



Note: Data unavailable for other races.

### Child Poverty Over Time by Age

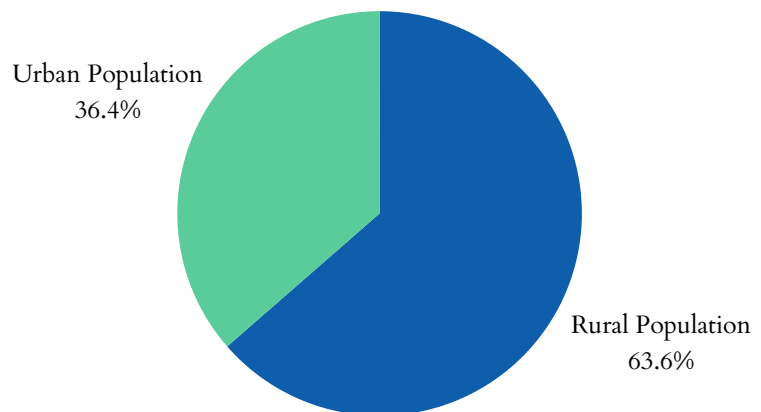


- The state spent **\$13,054,872** on WIC in 2025, serving **18,898** people: a 3.8% increase in total participants and an 9.4% increase in spending since 2024.
- **191,920** people were food insecure in 2023, including 50,610 children.
- **33.2%** of households receiving SNAP benefits had children.

## Housing

- **1,157** children, from birth to three-years-old, experienced homelessness in 2023 (2.38%).
- **23%** of households receiving the Low Income Housing Tax Credit report having at least one member under 18 in 2023.
- **26%** of children lived in households with a high housing cost burden in 2023.
- **4,920** total Maine residents living in public housing in 2025.

### Total Urban vs. Rural Population of Maine, 2020



# Maine's Children

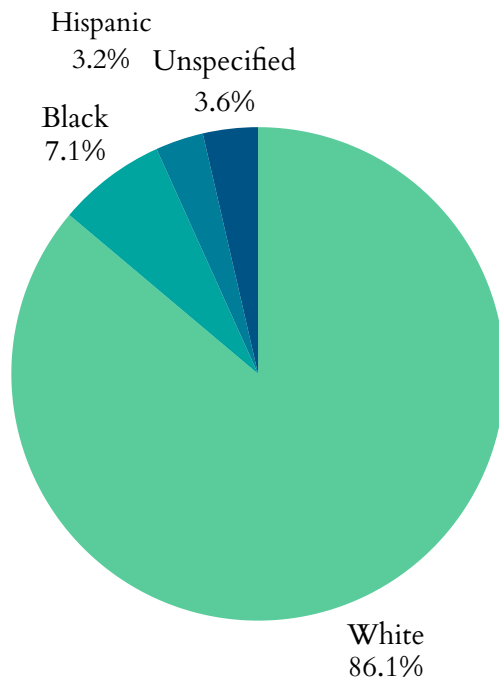
## Health

- 932 low birth-weight babies (<5.5lbs) were born in 2023 (8% of births).
- 1,111 preterm births (<37wks) in 2023 (9.57%).
  - 9.57% of all White babies
  - 10.01% of all Black babies
- 283 births to mothers aged 15-19 in 2023—a rate of 7 in every 1,000 teen girls.
- 65 infants aged <1yr died in 2023—a rate of 6 per 1,000.

## Maternal Mortality

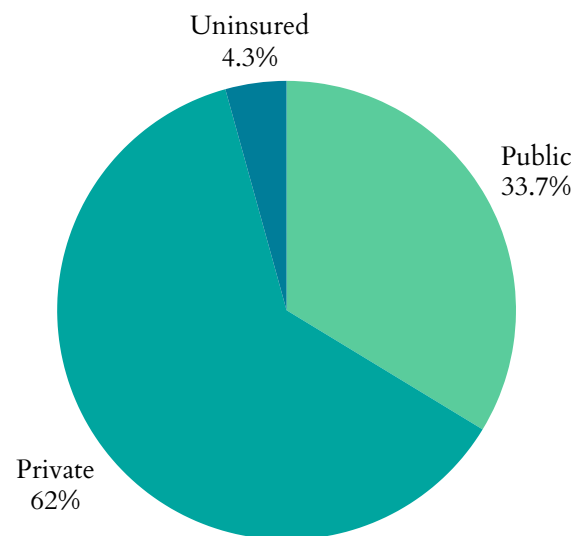
- From 2018 to 2022, 7 Maine women died while pregnant or within 42 days post-pregnancy from any cause relating to or aggravated by said pregnancy, excluding accidents and incidents.
- For every 100,000 live births in Maine, there is an unreported number of maternal deaths.

## Percentage of All Preterm Births by Race or Ethnicity, 2023



- 12,000 children had no health insurance in 2024 (9.1% increase from 2023).
- 92,000 children were enrolled in Medicaid in 2024 (2.1% decrease from 2023).
- 32,771 children in Maine were in the state Children Health Insurance Program (CHIP) in 2021 (2% increase from 2020).

## Health Insurance Coverage for Children, 2024



## Medicaid Expansion

Maine has been a Medicaid expansion state since 1/10/2019.



# Maine's Children

## Zero to Three

- **69%** of babies live above low-income
- **14.2%** of babies live at low income
- **16.8%** of babies live in poverty
- **6.6%** of babies live in deep poverty
- **77.6%** of new parents have at least one parent working full time

## Mental Health

From 2020 to 2022, there were **10.7** deaths from suicide per 100,000 adolescents aged 15-19 in Maine.

## Prenatal Substance Exposure

- In 2024, Maine reported **125** infants screened in with prenatal substance exposure.
- Maine reported **53** plans of safe care for screened-in infants.

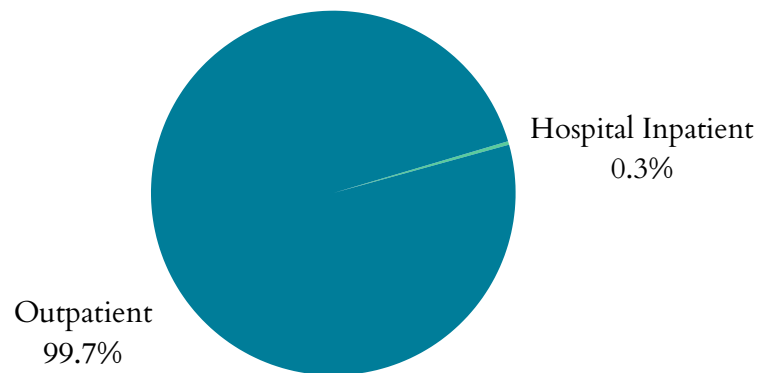
## Family First

- Plan approved on **October 1, 2019**
- **34** children were served in 2023
  - **\$5,616.17** spent per child on direct-services
- **\$8,101,586** pulled down in federal dollars from Title IV-E
  - **\$6,972,738** (86.1% in admin/training costs)
  - **\$1,128,848** (14.9% in direct-service costs)

## Teens & Youth

**3,000** youth (ages 16-19 yrs) were not in school nor working in 2024 (5%).

## Treatment Type for Youth with Substance Use Disorder, 2024



## Substance Use

- From 2015 to 2019, an average of **18,701** children in Maine (1.5% of the state's child population) lived with parents having a substance use disorder.
- On March 29, 2024, **640** clients 18 and under were in treatment for SUD.

