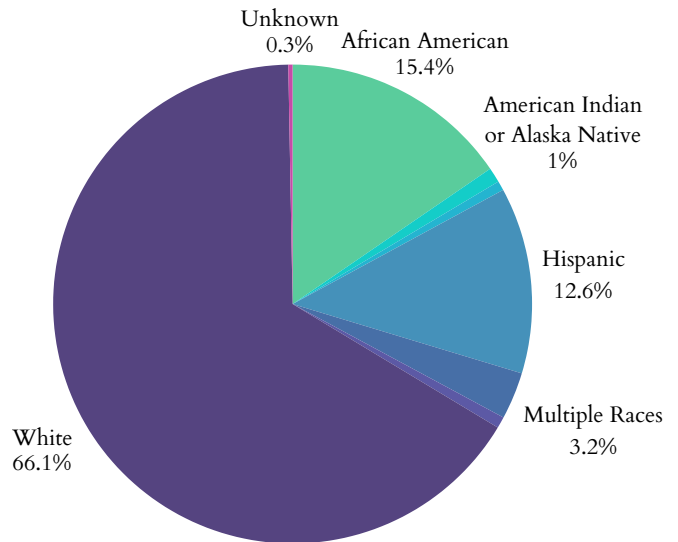


Iowa's Children

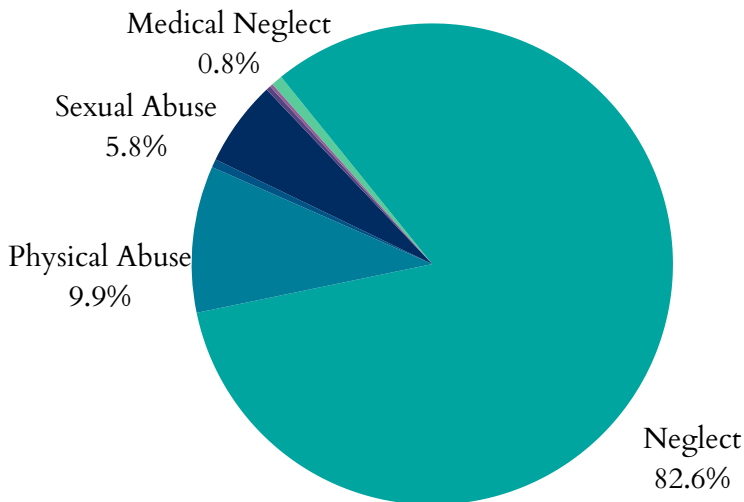
Child Maltreatment

- In 2024, Iowa had **51,264** total referrals for child abuse and neglect. **30,731** referrals were screened in for response by CPS.
- **9,395** child victims of abuse or neglect, at a rate of **12.9** children per 1,000 (**11.4%** decrease since 2020).
- Of the **9,395** children, **6,429** were first-time victims.
- Largest age group of victims = **<1 years**, representing **1,549** of the **9,395** cases.

Child Victims by Race or Ethnicity, 2024



Types of Maltreatment Victims, 2024



Perpetrators of child maltreatment (2024):

- **77.4%** = parents of the child.
- **22.6%** = non-parents or unknown relationship.

Child victims (2024):

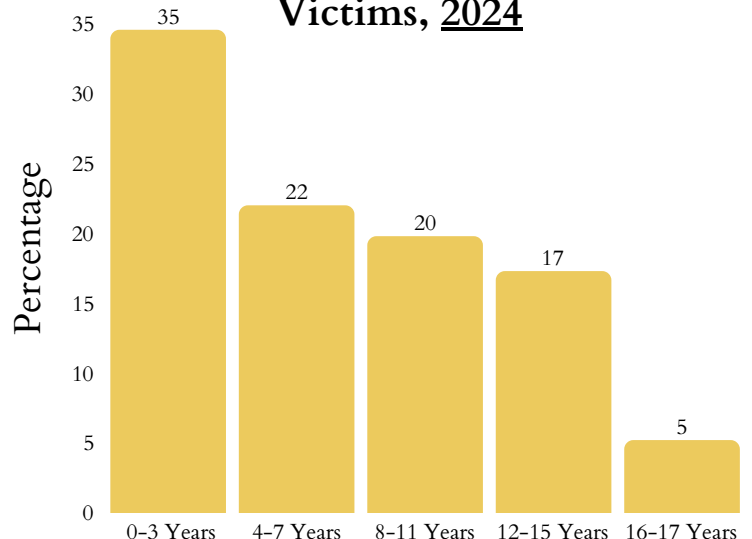
- **50.9%** = female; **49%** = male.

- Child fatalities decreased from **14** in 2023 to **12** in 2024.
- Iowa reported **36** total child victims of sex trafficking.
- Post-response services given to **11,042** victims and **37,949** non-victims.

Workforce

There are **3,450** children, family, and school social workers in Iowa with a mean wage of **\$27.33** (compared to Iowa's 2024 minimum wage: **\$7.25**)

Age Distribution of Maltreatment Victims, 2024

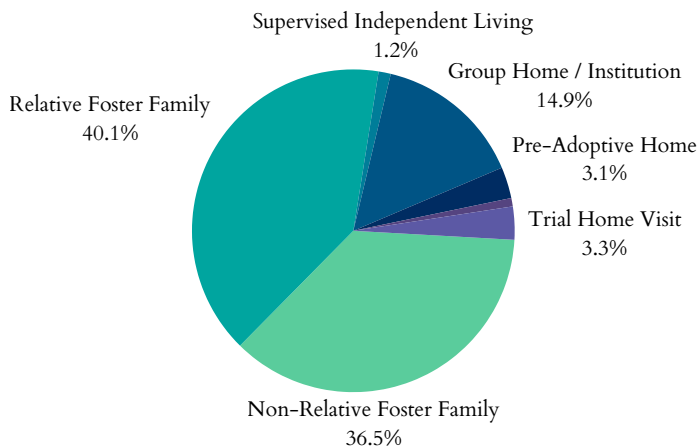


Iowa's Children

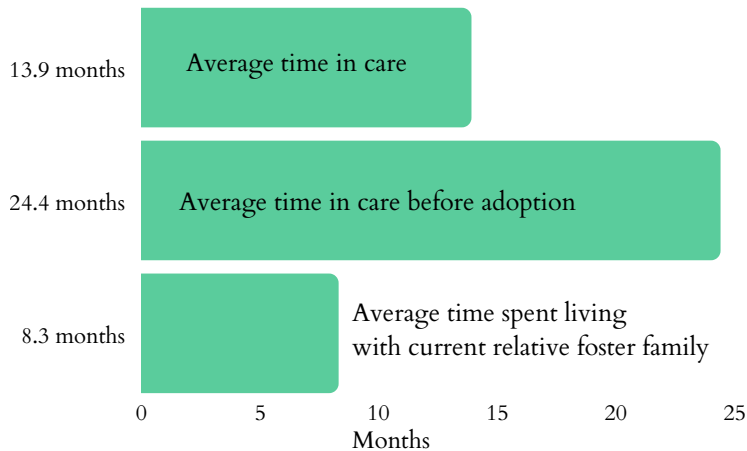
Foster Care and Adoptions

- **6,443** total children were served by the foster care system in FY 2024.
- **3,712** children in care as of 09/30/2024.
- During FY 2024, **2,753** children entered care and **2,731** exited.
- **869** children were adopted; **804** had a permanency plan for adoption.
- **2.9%** decrease in the number of children in care and a **12%** decrease in the number of children adopted from care from FY 2023-2024.

Where are Children in Foster Care Staying? 2023



Duration in Care, 2023



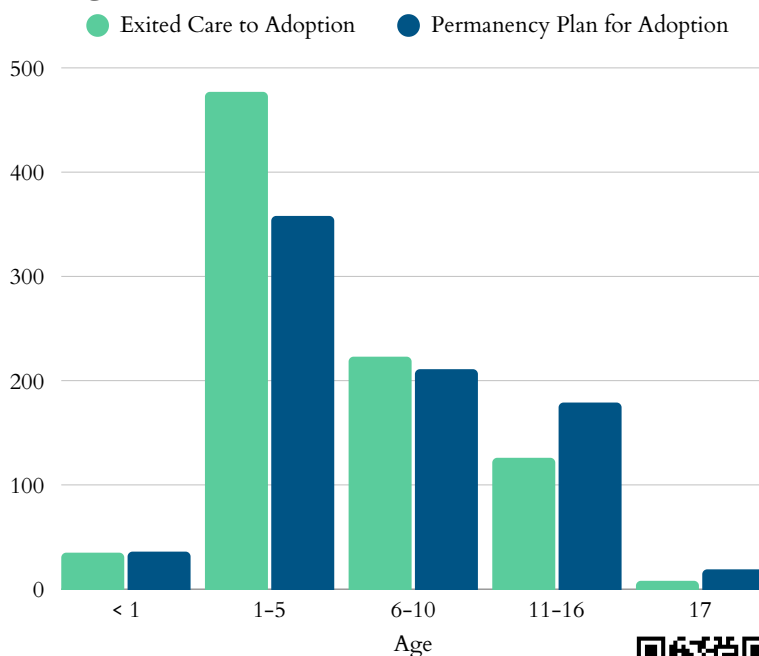
- In 2023, **1,433** children were living with non-relative foster families; **1,575** stayed with a relative.
- **584** children were staying in group homes or institutions; **33** children were classified as runaways.
- There are **33,437** grandparents living with their grandchildren under 18. Of those, **38.3%** are responsible for their grandchildren.

In FY 2024, **210** children transitioned from foster care to independence. This is a **7.9%** decrease from **228** in FY 2023.

Juvenile Justice

- **8,519** total arrests for youth under 18 in 2023
- A total of **279** youth were in a correctional placement in 2023; a **4.5%** increase since 2021
 - **19.4%** of the youth are ≤ 14 years old
 - **22.2%** are Black youth
 - **55.6%** are White youth
 - **82.8%** males and **17.2%** females
- Black youth represent **32.3%** of all correctional placements; **45.2%** for White youth in 2023

Age Distribution of Adoptions, 2024

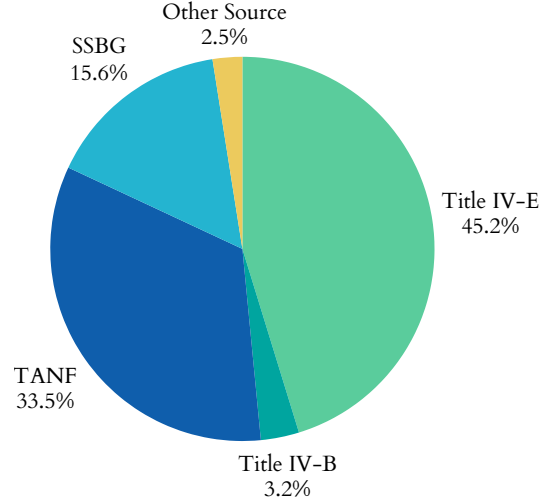


Iowa's Children

Funding for Child Welfare Services

- Iowa spent **\$298,756,805.84** on child welfare services in 2022.
 - Child welfare services = direct and administrative services
- **\$166,956,888.11** = from the federal government.
- **\$127,298,737.00** = from state and local funds.

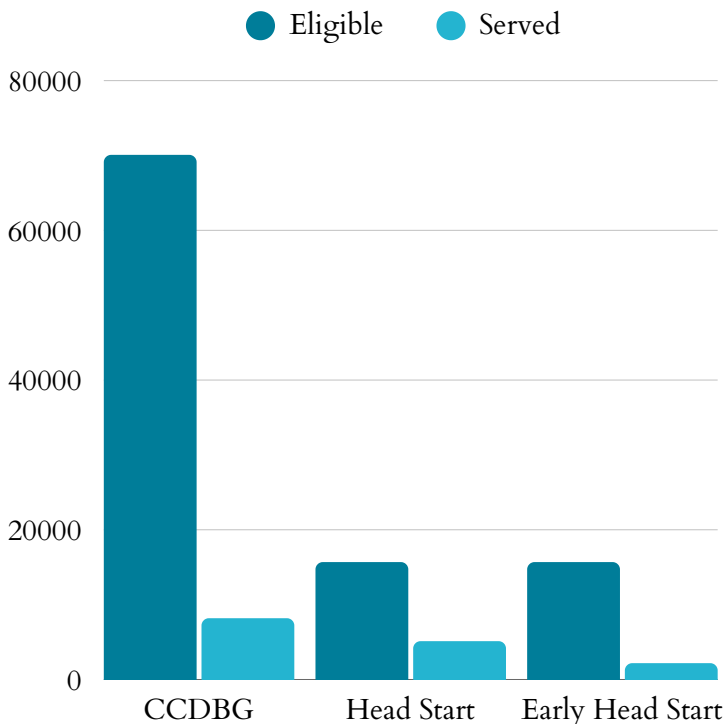
Federal Funding Sources, 2022



The significant funding sectors of the **\$166,956,888.11** in federal funding received in Iowa in 2022:

- **\$19,023,072** as part of the Title IV-E Total Foster Care Program.
- **\$51,248,531** as part of the Title IV-E Adoption Assistance Program.
- Iowa's sum of expenditures for Social Service Block Grants in 2022 was **\$28,306,441**

Child Care & Early Learning



- **33%** of Head Start eligible children are served
- **14%** of Early Head Start eligible children are served
- **12%** of Child Care & Development Block Grant eligible children 5 and under are served

- **\$12,694** = annual cost of center-based infant care
- **\$8,596** = annual cost of home-based infant care

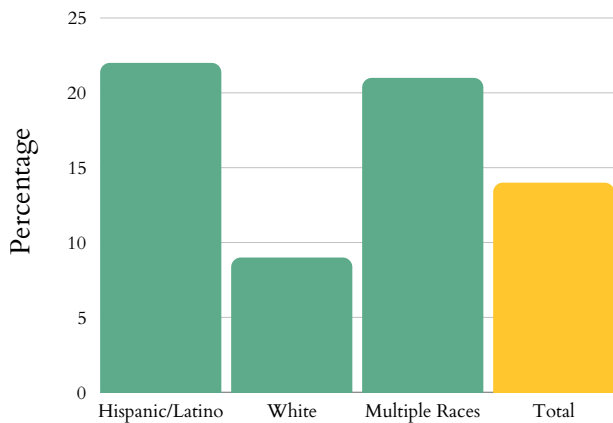


Iowa's Children

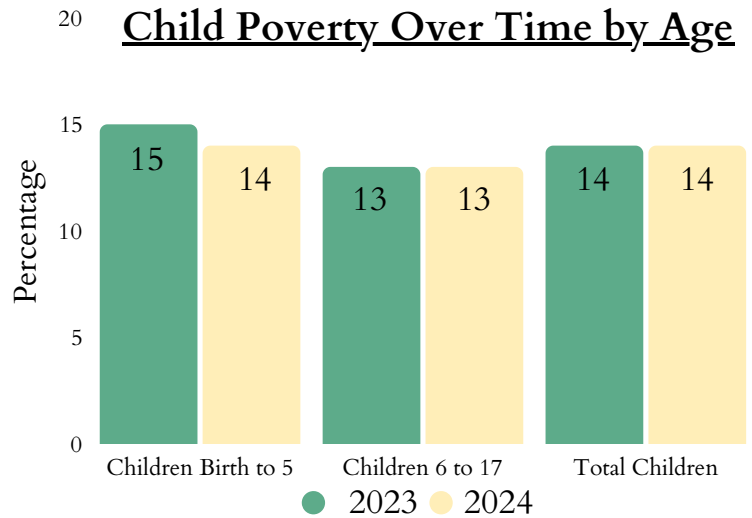
Child Poverty

- **142,000** children lived with parents who lacked secure employment in 2023 (20% of all children).
- Average number of TANF recipients rose from **10,204** in 2024 to **10,745** in 2025 (5.3% increase).

Child Poverty by Race or Ethnicity, 2024



Note: Data unavailable for other races.

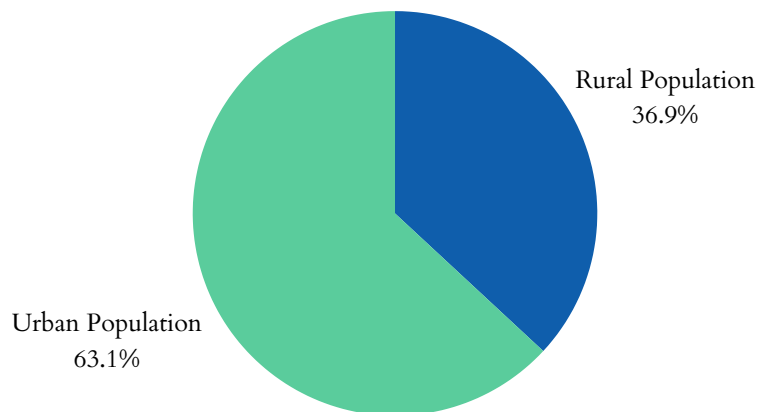


- The state spent **\$43,605,130** on WIC in 2025, serving **62,675** people: a 1.6% increase in total participants and an 8.2% increase in spending since 2024.
- **385,130** people were food insecure in 2023, including 120,220 children.
- 40.7% of households receiving SNAP benefits had children.

Housing

- **2,525** children, from birth to three-years-old, experienced homelessness in 2023 (1.71%).
- **27.8%** of households receiving the Low Income Housing Tax Credit report having at least one member under 18 in 2023.
- **20%** of children lived in households with a high housing cost burden in 2023.
- **5,811** total Iowa residents living in public housing in 2025.

Total Urban vs. Rural Population of Iowa, 2020



Iowa's Children

Health

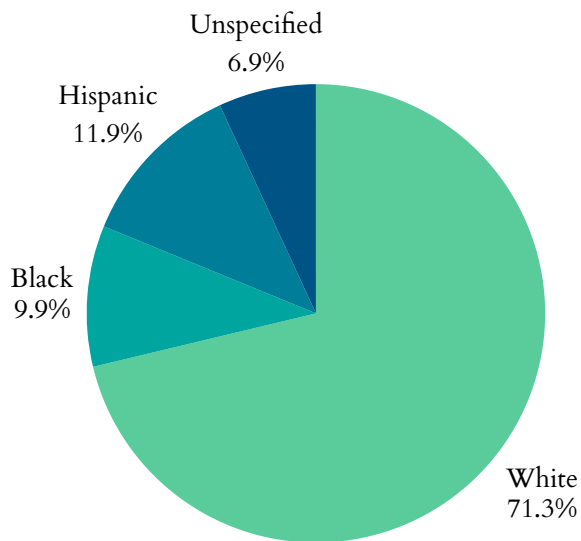
- **2,742** low birth-weight babies (<5.5lbs) born in 2023 (7.6% of births).
- **3,733** preterm births (<37wks) in 2023 (10.36%).
 - 9.88% of all White babies
 - 14.21% of all Black babies
- **1,299** births to mothers aged 15-19 in 2023—a rate of 12 in every 1,000 teen girls.
- **181** infants aged <1yr died in 2023—a rate of 5 per 1,000.

Maternal Mortality

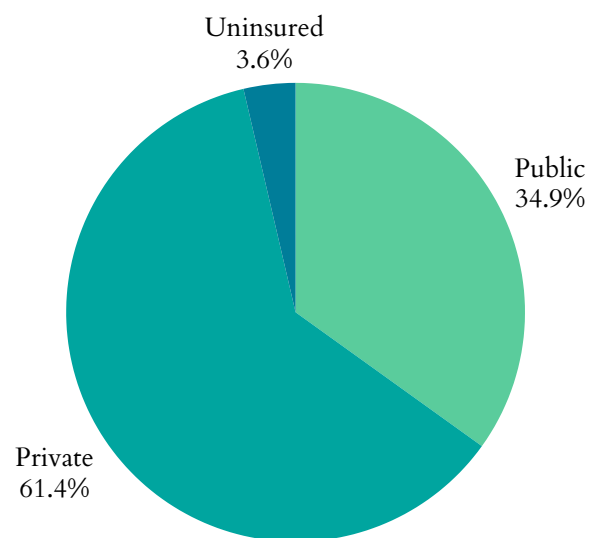
- From 2018 to 2022, **36** Iowa women died while pregnant or within 42 days post-pregnancy from any cause relating to or aggravated by said pregnancy, excluding accidents and incidents.
- For every 100,000 live births in Iowa, there are **20** maternal deaths.

- **30,000** children had no health insurance in 2024 (7.7% increase from 2023).
- **284,000** children were enrolled in Medicaid in 2024 (2.4% decrease from 2023).
- **91,640** children in Iowa were in the state Children Health Insurance Program (CHIP) in 2021 (9.9% decrease from 2020).

Percentage of All Preterm Births by Race or Ethnicity, 2023



Health Insurance Coverage for Children, 2024



Medicaid Expansion

Iowa has been a Medicaid expansion state since 01/01/2014

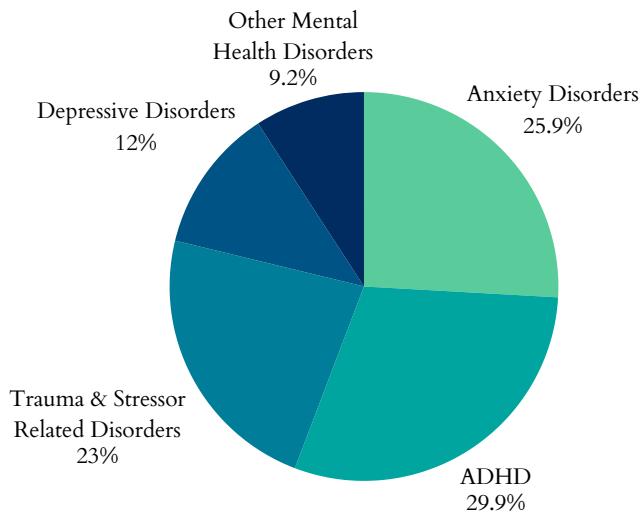


Iowa's Children

Zero to Three

- **64.5%** of babies live above low-income
- **23.1%** of babies live at low income
- **12.4%** of babies live in poverty
- **6.6%** of babies live in deep poverty
- **81.9%** of new parents have at least one parent working full time

Top 5 Mental Health Diagnoses Among Children, 2023



Prenatal Substance Exposure

- In 2024, Iowa reported **48** infants screened-in with prenatal substance exposure.
- Iowa did not report the number of plans of safe care for screened-in infants.

Family First

- Plan approved on **October 1, 2020**
- **367** children were served in 2023
 - **\$145.41** spent per child on direct-services
- **\$4,191,748** pulled down in federal dollars from Title IV-E
 - **\$319,965** (7.6% in direct-service costs)
 - **\$3,871,783** (92.4% in admin/training costs)

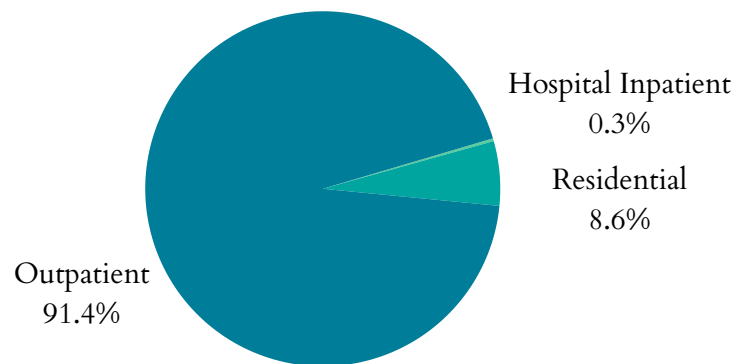
Teens & Youth

- **9,000** youth (16-19yrs) were not in school nor working in 2024 (5%)
- **12** children <19yrs were killed by a firearm in Iowa in 2024.

Mental Health

- **89,032** children received mental health treatment in Iowa in 2023 (4.7%)
- From 2021-2023, there were **13.3** deaths from suicide per 100,000 adolescents aged 15-19 in Iowa.

Treatment Type for Youth with Substance Use Disorder, 2024



Substance Use

- From 2015 to 2019, an average of **14,283** children in Iowa (1.4% of the state's child population) lived with parents having a substance use disorder.
- On March 29, 2024, **392** clients 18 and under were in treatment for substance use disorder

