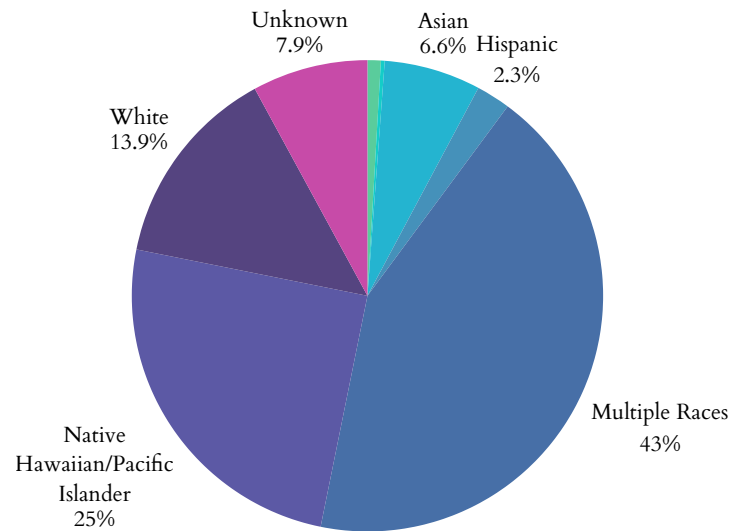


Hawaii's Children

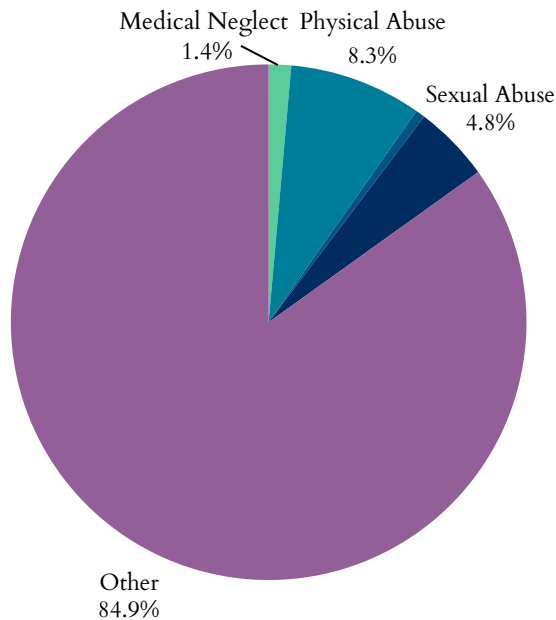
Child Maltreatment

- In 2024, Hawaii had **5,629** total referrals for child abuse and neglect. Of those, **1,896** were screened-in for response by CPS.
- **769** were child victims of abuse or neglect, at a rate of **2.6** children per 1,000 (**40.6%** decrease since 2020).
- Of the **769** children, **602** were first-time victims.
- Largest age group of victims = **<1 years**, representing **94** of the **769** cases.

Child Victims by Race or Ethnicity, 2024



Types of Maltreatment Victims, 2024



Perpetrators of child maltreatment (2024):

- **86%** = parents of the child.
- **14%** = non-parents or unknown relationship.

Child victims (2024):

- **49.1%** = female; **49.9%** = male.

- Child fatalities increased from **2** in 2023 to **4** in 2024.
- Hawaii reported **4** total child victims of sex trafficking.
- Post-response services given to **509** victims and **340** non-victims.

Workforce

There are **1,080** child, family, and school social workers in Hawaii with a mean wage of **\$33.07** (compared to Hawaii's 2024 minimum wage: **\$14.00**)

Age Distribution of Maltreatment Victims, 2024

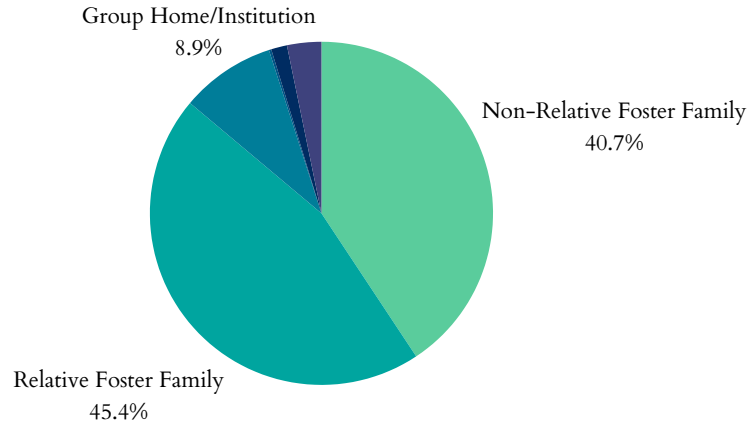


Hawaii's Children

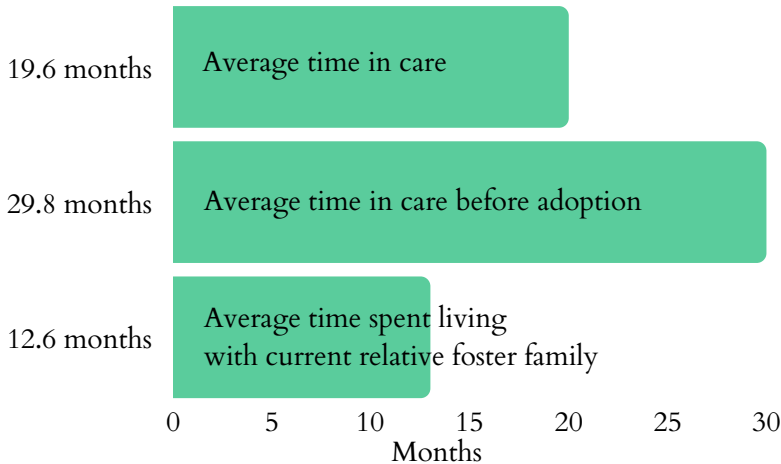
Foster Care and Adoptions

- **1,615** total children were served by the foster care system in FY 2024.
- **949** children in care as of 09/30/2024.
- During FY 2024, **657** children entered care and **666** exited.
- **160** children were adopted; **32** were waiting to be adopted.
- **6.1%** decrease in the number of children in care and a **24.5%** decrease in the number of children adopted from care from FY 2023-2024.

Where are Children in Foster Care Staying? 2022



Duration in Care, 2023



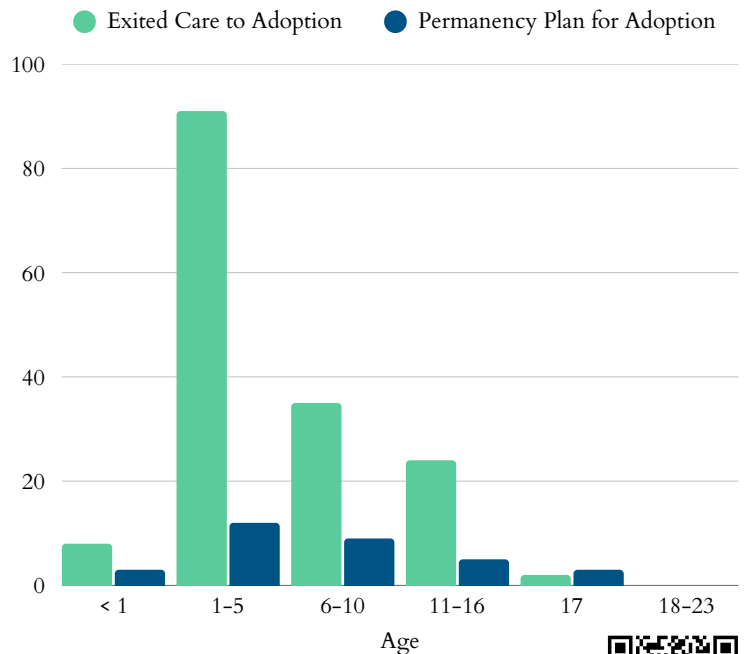
- In 2022, **542** children were living with non-relative foster families; **605** lived with a relative.
- **119** children were staying in group homes or institutions; **20** children were classified as runaways.
- There are **52,307** grandparents living with their grandchildren under 18. Of these, **19.9%** are responsible for their grandchildren.

In FY 2024, **20** children transitioned from foster care to independence. This is a **37.5%** decrease from **32** in FY 2023.

Juvenile Justice

- **1,201** total arrests for youth under 18 in 2023
- A total of **33** youth were in a correctional placement in 2023; a **22.2%** increase since 2021
 - **9.1%** of the youth are ≤ 14 years old
 - **0%** are Black youth
 - **0%** are White youth
 - **73%** males and **27%** females
- Black youth represent **9%** of all correctional placements; **9%** for White youth in 2023

Age Distribution of Adoptions, 2024

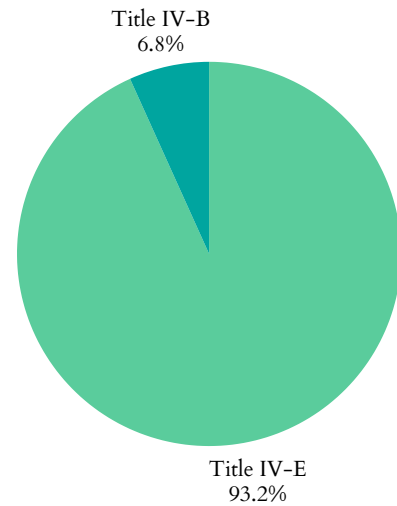


Hawaii's Children

Funding for Child Welfare Services

- Hawaii spent **\$62,436,617** on child welfare services in 2022*.
 - Child welfare services = direct and administrative services
- **\$35,972,889** = from the federal government
- **\$26,463,728** = from state and local funds

Federal Funding Sources, 2022*

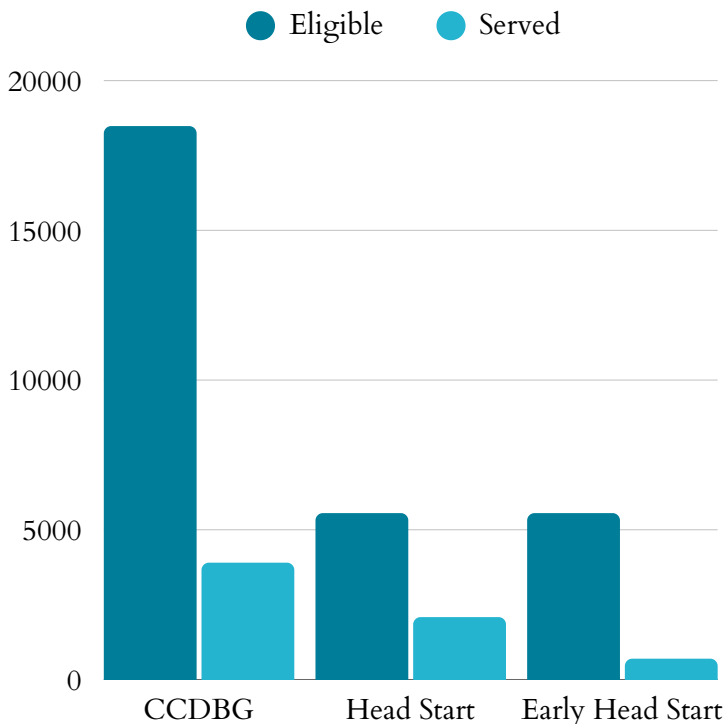


The significant funding sectors of the **\$35,972,889** in federal funding received in Hawaii in 2022*:

- **\$12,463,011** as part of the Title IV-E Total Foster Care Program.
- **\$16,062,127** as part of the Title IV-E Adoption Assistance Program.
- Hawaii's sum of expenditures for Social Service Block Grants in 2022 was **\$20,027,723**

*Hawaii's child welfare funding data is estimated based on HHS data.

Child Care & Early Learning



- **37%** of Head Start eligible children are served
- **13%** of Early Head Start eligible children are served
- **21%** of Child Care & Development Block Grant eligible children 5 and under are served

- **\$24,115** annual cost of center-based infant care
- **\$11,632** annual cost of home-based infant care

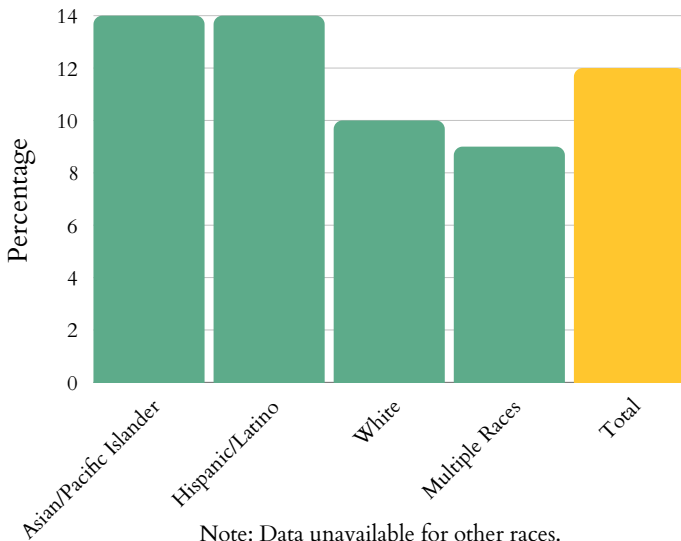


Hawaii's Children

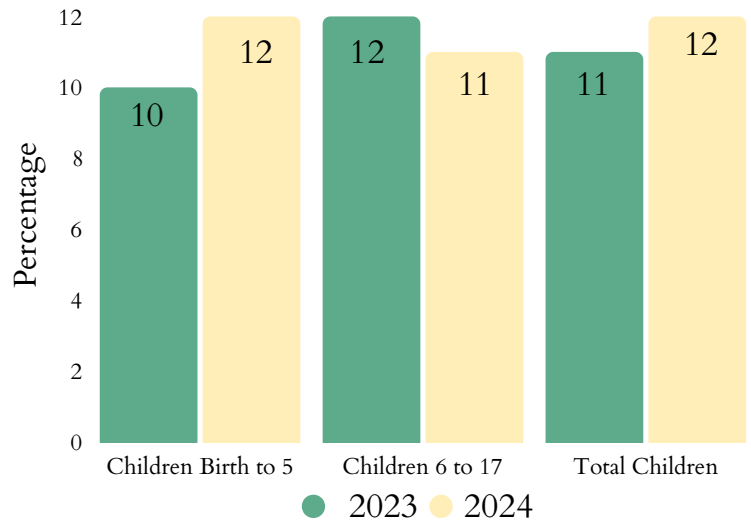
Child Poverty

- **82,000** children lived with parents who lacked secure employment in 2023 (28% of all children).
- Average number of TANF recipients fell from **7,801** in 2024 to **4,686** in 2025 (40% decrease).

Child Poverty by Race or Ethnicity, 2024



Child Poverty Over Time by Age

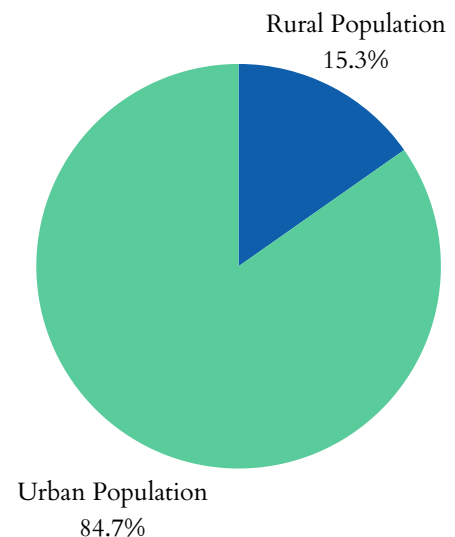


- The state spent **\$9,284,014** on WIC in 2025, serving **25,111** people: a 3.8% decrease in spending and 0.6% increase in total participants since 2024.
- **203,220** people were food insecure in 2023, including **60,840** children.
- **32.7%** of households receiving SNAP benefits had children.

Housing

- **1,547** children, from birth to three-years-old, experienced homelessness in 2023 (2.51%).
- **30.3%** of households receiving the Low Income Housing Tax Credit report having at least one member under 18 in 2023.
- **35%** of children lived in households with a high housing cost burden in 2023.
- **10,399** total Hawaii residents living in public housing in 2025.

Total Urban vs. Rural Population of Hawaii, 2020



Hawaii's Children

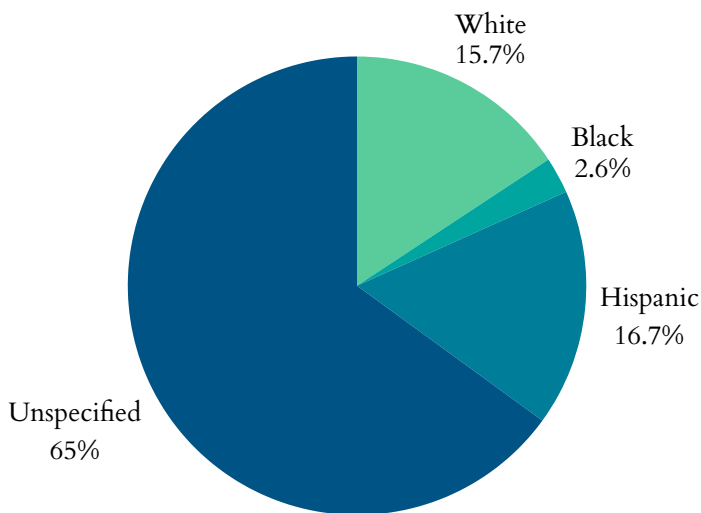
Health

- **1,290** low birth-weight babies (<5.5lbs) born in 2023 (8.7% of births).
- **1,488** preterm births (<37wks) in 2023 (10.05% of births).
 - 8.34% of all White babies
 - 12.18% of all Black babies
- **423** births to mothers aged 15-19 in 2023—a rate of 11 in every 1,000 teen girls.
- **70** infants aged <1yr died in 2023—a rate of 4.7 per 1,000.

Maternal Mortality

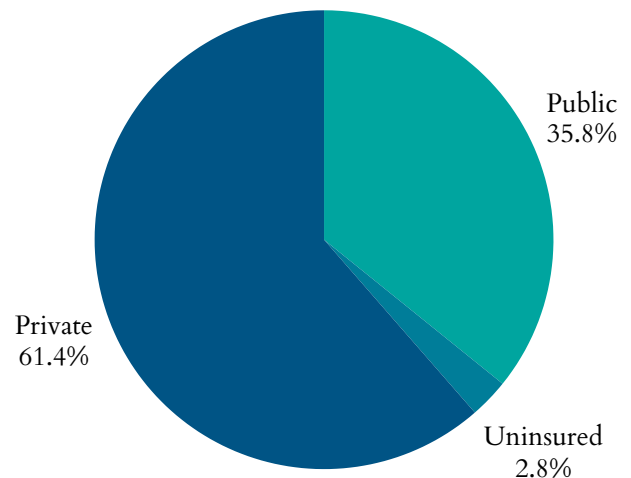
- From 2018 to 2022, **13** Hawaii women died while pregnant, or within 42 days post pregnancy from any cause relating to or aggravated by said pregnancy, excluding accidents and incidents.
- For every 100,000 live births in Hawaii, there is an **unknown number** of maternal deaths.

Percentage of All Preterm Births by Race or Ethnicity, 2023



- **9,000** children had no health insurance in 2024 (no change from 2023).
- **114,000** children were enrolled in Medicaid in 2024 (5.5% increase from 2023).
- **25,533** children in Hawaii were in the state Children Health Insurance Program (CHIP) in 2021 (7.5% decrease from 2020).

Health Insurance Coverage for Children, 2024



Medicaid Expansion

Hawaii has been a **Medicaid expansion** state since 1/1/2014.

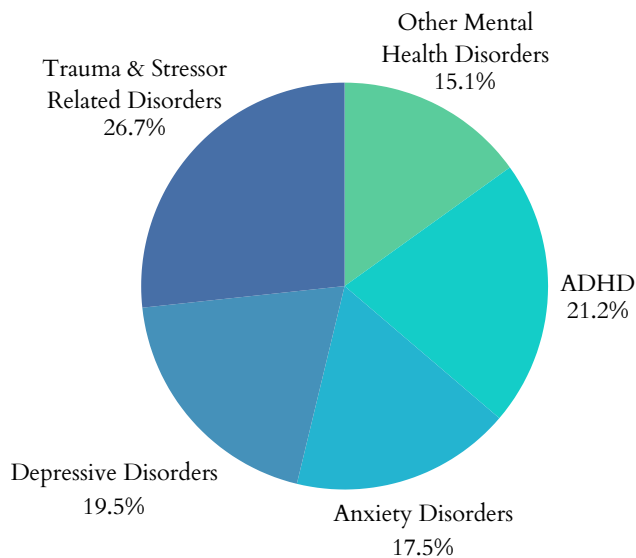


Hawaii's Children

Zero to Three

- **67.4%** of babies live above low-income
- **19.4%** of babies live at low income
- **13.3%** of babies live in poverty
- **3.9%** of babies live in deep poverty
- **71.9%** of new parents have at least one parent working full time

Top 5 Mental Health Diagnoses Among Children, 2023



Prenatal Substance Exposure

- In 2024, Hawaii **did not report on** infants screened-in with prenatal substance exposure.
- Plans of safe care for screened-in infants were not reported.

Family First

- Plan approved on **October 1, 2021**
- In 2023, **no** children were served
- **\$593,359** pulled down in federal dollars from Title IV-E
 - **\$593,350** (100% in admin/training costs)

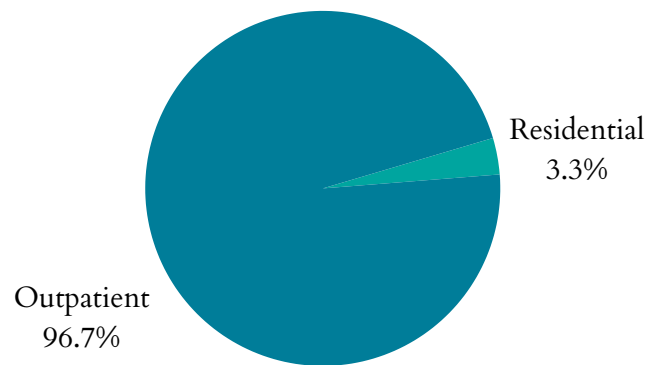
Teens & Youth

- **4,000** youth (16-19yrs) were not in school nor working in 2024 (6%)
- Children <19yrs killed by a firearm in Hawaii in 2024 was **not reported**.

Mental Health

- **1,719** children received mental health treatment in Hawaii in 2023 (0.1%)
- From 2021-2023 there were **11.1** deaths from suicide per 100,000 adolescents aged 15-19 in Hawaii.

Treatment Type for Youth with Substance Use Disorder, 2024



Substance Use

- From 2015 to 2019, an average of **4,794** children in Hawaii (1.2% of the state's child population) lived with parents having a substance use disorder.
- On March 29, 2024, **481** clients 18 and under were in treatment for SUD.

