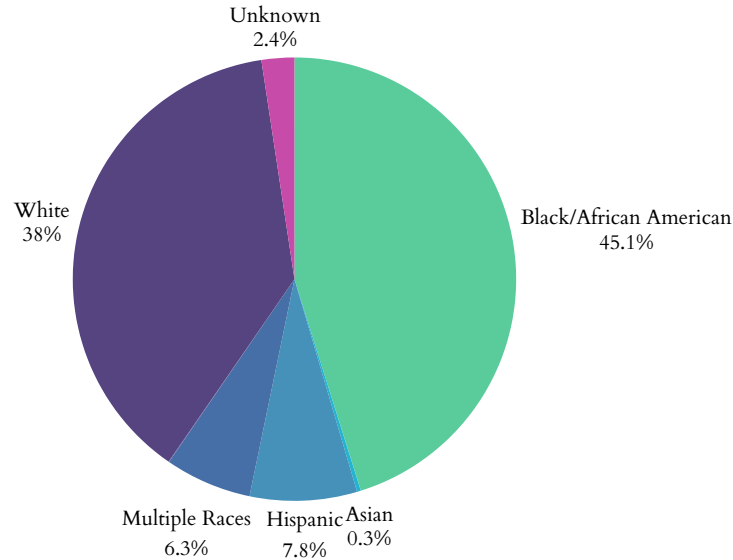


# Georgia's Children

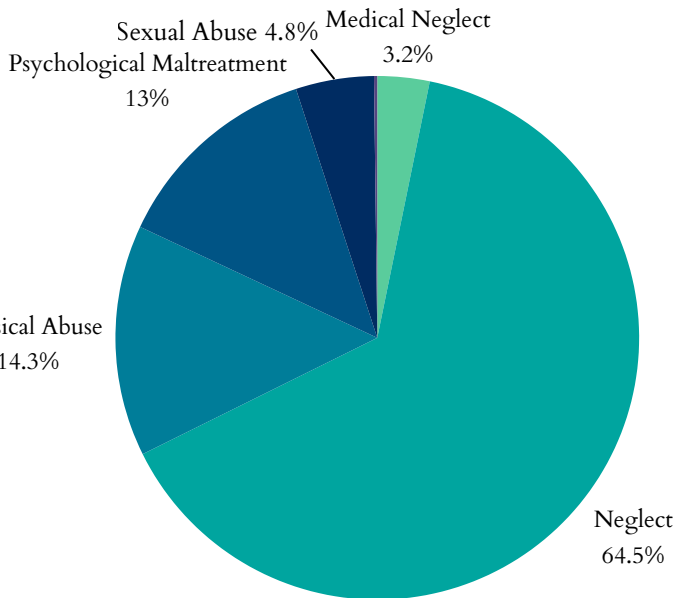
## Child Maltreatment

- In 2024, Georgia had **114,708** total referrals for child abuse and neglect. Of those, **55,447** were screened-in for response by CPS.
- **12,803** were child victims of abuse or neglect, at a rate of **4.1** children per 1,000 (**47.3%** increase since 2020).
- Of the **12,803** children, **10,709** were first-time victims.
- Largest age group of victims = **<1 years**, representing **1,894** of the 12,803 cases.

## Child Victims by Race or Ethnicity, 2024



## Types of Maltreatment Victims, 2024



## Perpetrators of child maltreatment (2024):

- **81%** = parents of the child.
- **19%** = non-parents or unknown relationship.

## Child victims (2024):

- **51%** = female; **49%** = male.

- Child fatalities increased from **103** in 2023 to **104** in 2024.
- Georgia reported **28** child victim of sex trafficking.
- Post-response services given to **10,114** victims and **66,938** non-victims.

## Workforce

There are **5,980** child, family, and school social workers in Georgia with a mean wage of **\$27.39** (compared to Georgia's 2024 minimum wage: **\$7.25**)

## Age Distribution of Maltreatment Victims, 2024

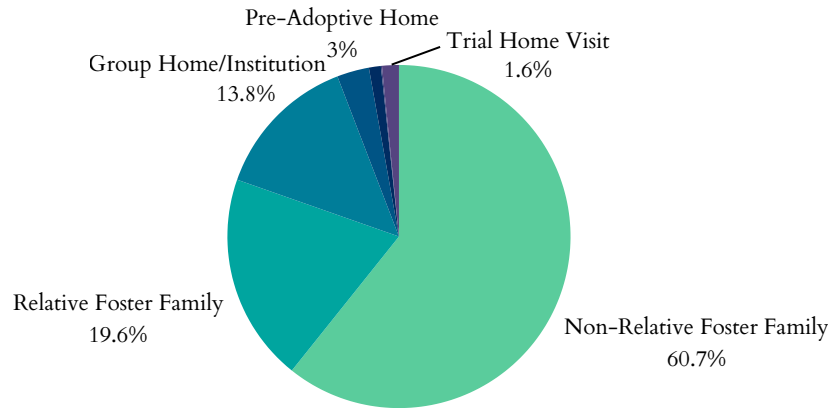


# Georgia's Children

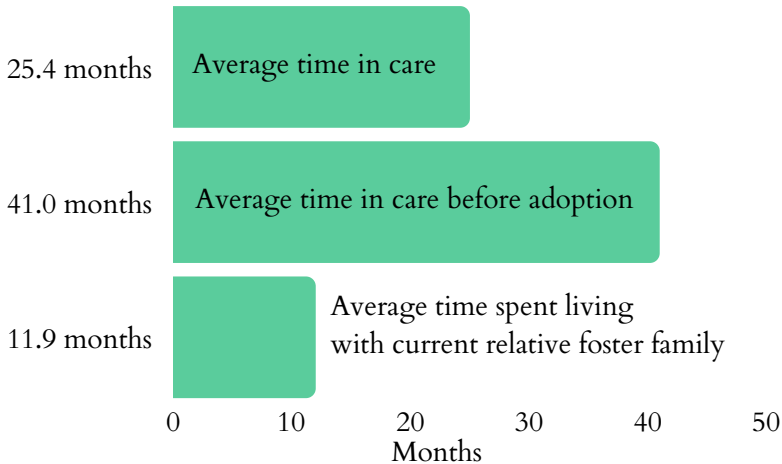
## Foster Care and Adoptions

- **16,085** total children were served by the foster care system in FY 2024.
- **10,914** children in care as of 09/30/2024.
- During FY 2024, **5,177** children entered care and **5,171** exited.
- **1,243** children were adopted; **2,508** were waiting to be adopted.
- **0.7%** decrease in the number of children in care and a **4.2%** decrease in the number of children adopted from care from FY 2023-2024.

### Where are Children in Foster Care Staying? 2023



### Duration in Care, 2023



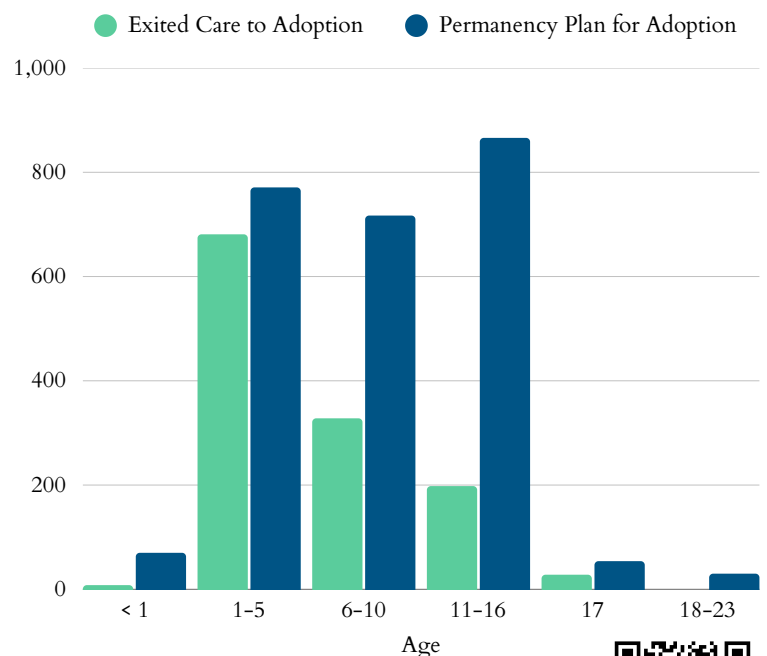
- In 2023, **6,654** children were living with non-relative foster families; **2,152** lived with a relative.
- **1,510** children were staying in group homes or institutions; **123** children were classified as runaways.
- There are **255,408** grandparents living with their grandchildren under 18. Of these, **35.2%** are responsible for their grandchildren.

In FY 2024, **584** children transitioned from foster care to independence. This is a **3.9%** increase from **562** in FY 2023.

### Juvenile Justice

- **11,795** total arrests for youth under 18 in 2023
- A total of **858** youth were in a correctional placement in 2023; a **14.4%** increase since 2021
  - **17.5%** of the youth are ≤ 14 years old
    - **68%** are Black youth
    - **20%** are White youth
  - **89%** males and **12%** females
- Black youth represent **73%** of all correctional placements; **18%** for White youth in 2023

### Age Distribution of Adoptions, 2024

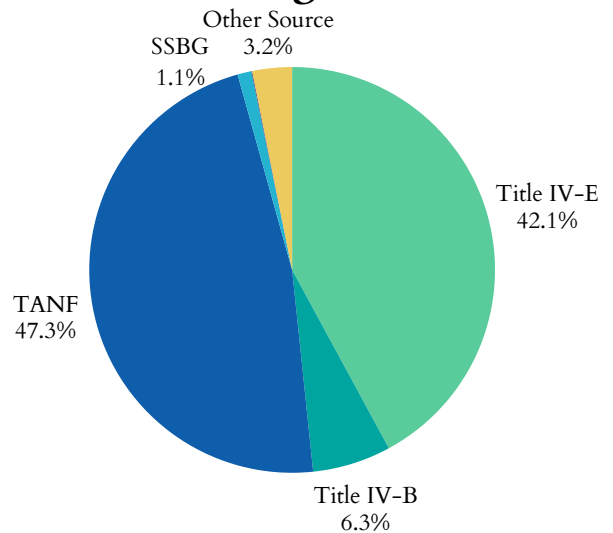


# Georgia's Children

## Funding for Child Welfare Services

- Georgia spent **\$937,887,965** on child welfare services in 2022
  - Child welfare services = direct and administrative services
- **\$399,651,942** = from the federal government
- **\$534,671,371** = from state and local funds

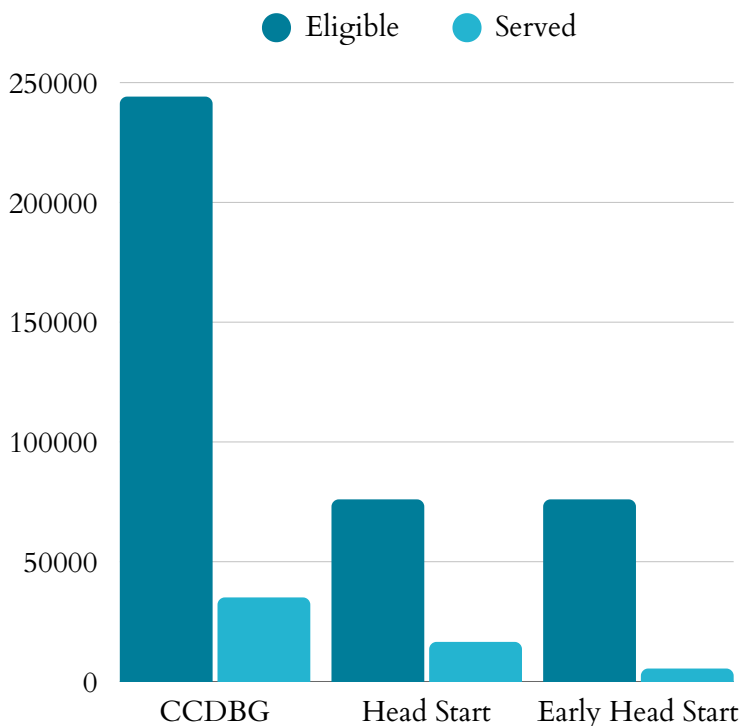
## Federal Funding Sources, 2022



The significant funding sectors of the **\$399,651,942** in federal funding received in Georgia in 2022:

- **\$85,314,674** as part of the Title IV-E Total Foster Care Program.
- **\$68,197,876** as part of the Title IV-E Adoption Assistance Program.
- Georgia's sum of expenditures for Social Service Block Grants in 2022 was **\$61,545,418**

## Child Care & Early Learning



- **22%** of Head Start eligible children are served
- **7%** of Early Head Start eligible children are served
- **14%** of Child Care & Development Block Grant eligible children 5 and under are served

- **\$11,066** annual cost of center-based infant care
- **\$8,407** annual cost of home-based infant care

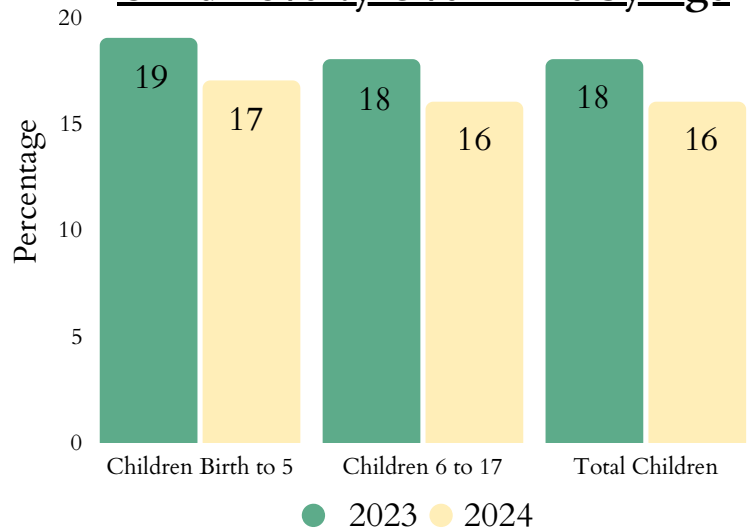


# Georgia's Children

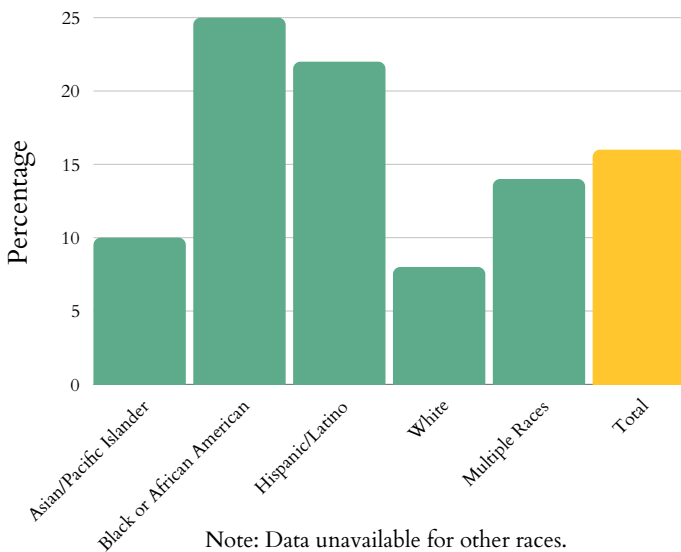
## Child Poverty

- **669,000** children lived with parents who lacked secure employment in 2023 (26% of all children).
- Average number of TANF recipients fell from **7,213** in 2024 to **6,398** in 2025 (11.3% decrease).

### Child Poverty Over Time by Age



### Child Poverty by Race or Ethnicity, 2024

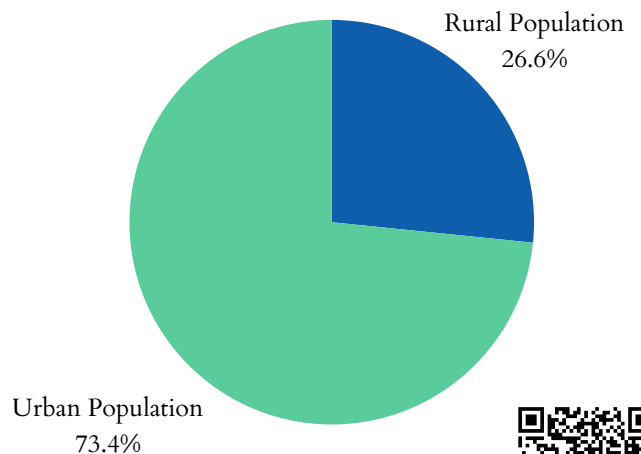


- The state spent **\$70,677,392** on WIC in 2025, serving **245,210** people: a 2.3% increase in spending and 5.9% increase in total participants since 2024.
- **1,643,270** people were food insecure in 2023, including **496,110** children.
- **46.8%** of households receiving SNAP benefits had children.

## Housing

- **13,692** children, from birth to three-years-old, experienced homelessness in 2023 (2.71%).
- **31%** of households receiving the Low Income Housing Tax Credit report having at least one member under 18 in 2023.
- **31%** of children lived in households with a high housing cost burden in 2023.
- **48,395** total Georgia residents living in public housing in 2025.

### Total Urban vs. Rural Population of Georgia, 2020



# Georgia's Children

## Health

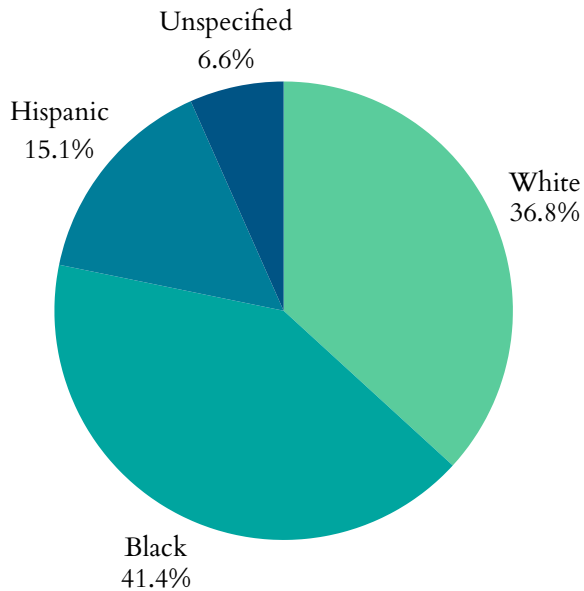
- **12,730** low birth-weight babies (<5.5lbs) born in 2023 (10.2% of births).
- **14,785** preterm births (<37wks) in 2023 (11.82% of births).
  - 10.36% of all White babies
  - 14.90% of all Black babies
- **6,259** births to mothers aged 15-19 in 2023—a rate of 17 in every 1,000 teen girls.
- **874** infants aged <1yr died in 2023—a rate of 7.0 per 1,000.

## Maternal Mortality

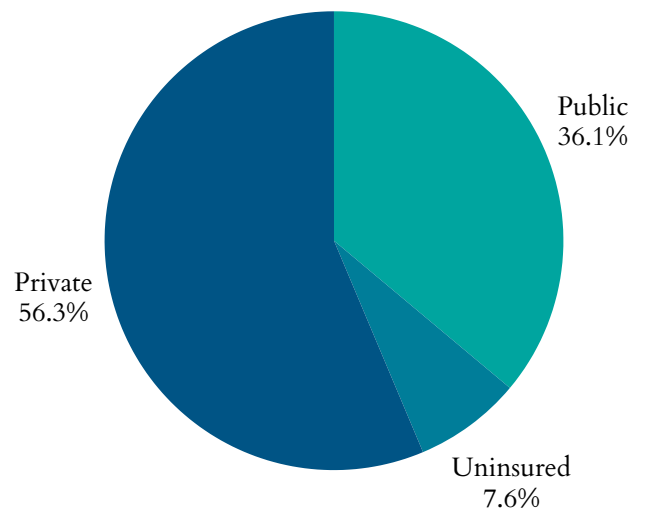
- From 2018 to 2022, **201** Georgia women died while pregnant, or within 42 days post pregnancy from any cause relating to or aggravated by said pregnancy, excluding accidents and incidents.
- For every 100,000 live births in Georgia, there is **32** maternal deaths.

- **214,000** children had no health insurance in 2024 (25.1% increase from 2023).
- **1,004,000** children were enrolled in Medicaid in 2024 (9.5% decrease from 2023).
- **283,844** children in Georgia were in the state Children Health Insurance Program (CHIP) in 2021 (13% increase from 2020).

## Percentage of All Preterm Births by Race or Ethnicity, 2023



## Health Insurance Coverage for Children, 2024



## Medicaid Expansion

Georgia is not a Medicaid expansion state.

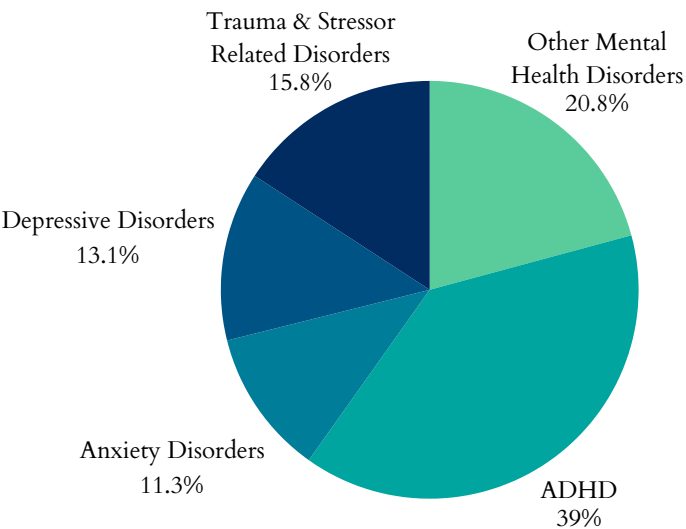


# Georgia's Children

## Zero to Three

- **55.1%** of babies live above low-income
- **21.7%** of babies live at low income
- **23.2%** of babies live in poverty
- **12.4%** of babies live in deep poverty
- **73.2%** of new parents have at least one parent working full time

## Top 5 Mental Health Diagnoses Among Children, 2023



## Prenatal Substance Exposure

- In 2024, Georgia reported **1,924** infants screened-in with prenatal substance exposure.
- Georgia reported **1,448** plans of safe care for screened-in infants.

## Family First

Georgia's Family First plan was approved on approved **October 1, 2023**.

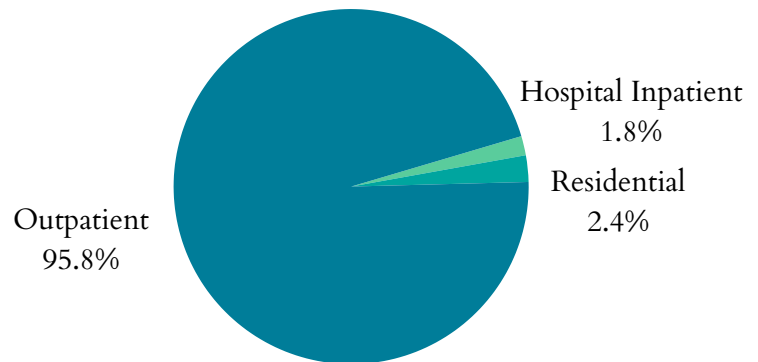
## Teens & Youth

- **49,000** youth (16-19yrs) were not in school nor working in 2024 (7%)
- **192** children <19yrs were killed by a firearm in Georgia in 2024.

## Mental Health

- **8,960** children received mental health treatment in Georgia in 2023 (0.5%)
- In 2021-2023 there were **11.4** deaths from suicide per 100,000 adolescents aged 15-19 in Georgia

## Treatment Type for Youth with Substance Use Disorder, 2024



## Substance Use

- From 2015 to 2019, an average of **74,316** children in Georgia (2.2% of the state's child population) lived with parents having a substance use disorder.
- On March 29, 2024, **1,367** clients 18 and under were in treatment for SUD.

