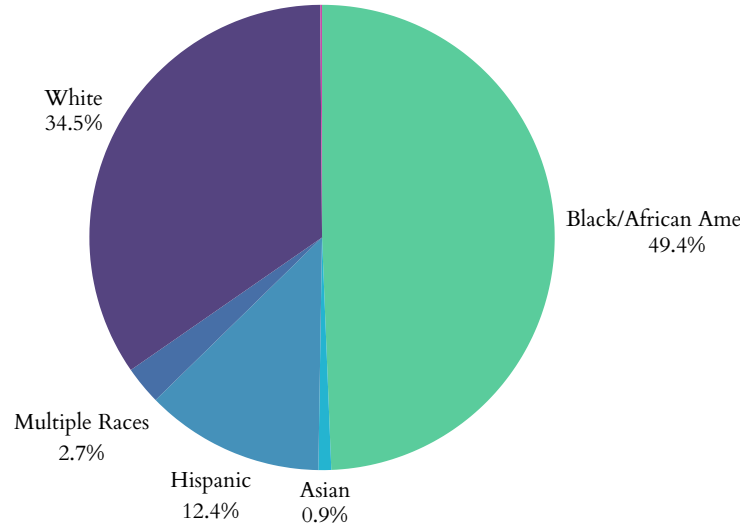


Delaware's Children

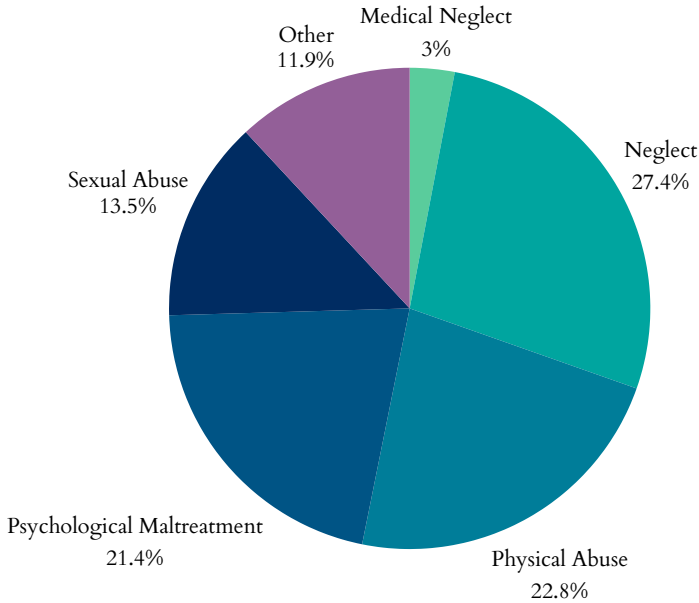
Child Maltreatment

- In 2024, Delaware had **23,536** total referrals for child abuse and neglect. Of those, **5,015** were screened-in for response by CPS.
- **788** were child victims of abuse or neglect, at a rate of **3.7** children per 1,000 (**34.3%** decrease since 2020).
- Of the **788** children, **638** were first-time victims.
- Largest age group of victims = **<1 years**, representing **79** of the **788** cases.

Child Victims by Race or Ethnicity, 2024



Types of Maltreatment Victims, 2024



Perpetrators of child maltreatment (2024):

- **74%** = parents of the child.
- **26%** = non-parents or unknown relationship.

Child victims (2024):

- **54%** = female; **46%** = male.

- Child fatalities increased from **7** in 2023 to **8** in 2024.
- Delaware reported **0** total child victims of sex trafficking.
- Post-response services given to **349** victims and **1,282** non-victims.

Workforce

There are **810** child, family, and school social workers in Delaware with a mean wage of **\$25.17** (compared to Delaware's 2024 minimum wage: **\$13.25**)

Age Distribution of Maltreatment Victims, 2024

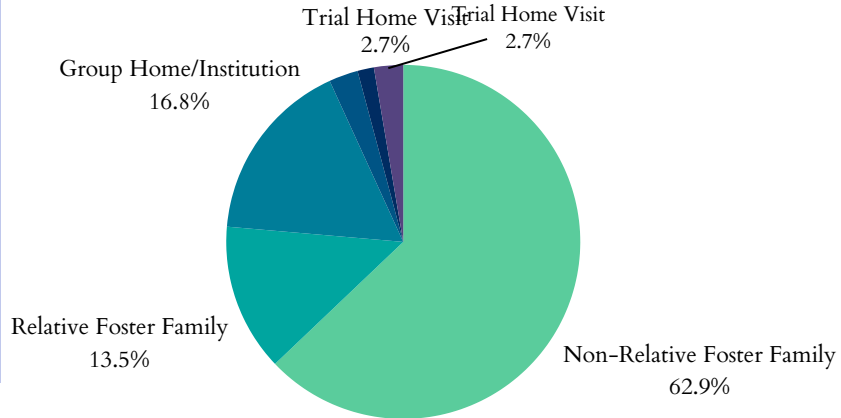


Delaware's Children

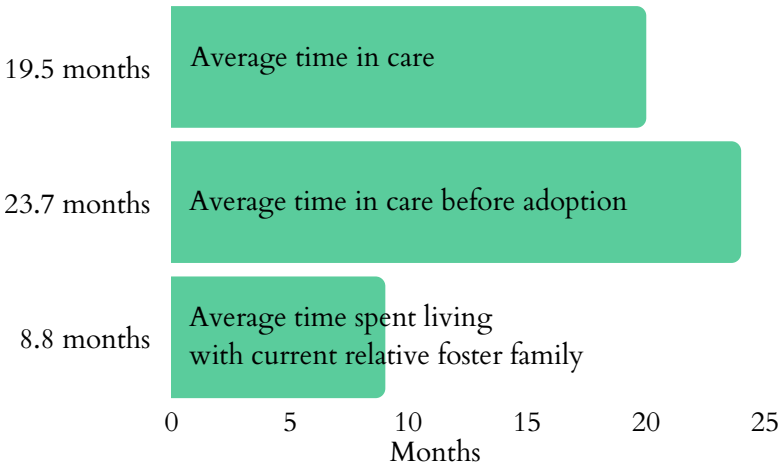
Foster Care and Adoptions

- **842** total children were served by the foster care system in FY 2024.
- **523** children in care as of 09/30/2024.
- During FY 2024, **290** children entered care and **319** exited.
- **91** children were adopted; **176** were waiting to be adopted.
- **5.3%** decrease in the number of children in care and a **30%** increase in the number of children adopted from care from FY 2023-2024.

Where are Children in Foster Care Staying? 2023



Duration in Care, 2023



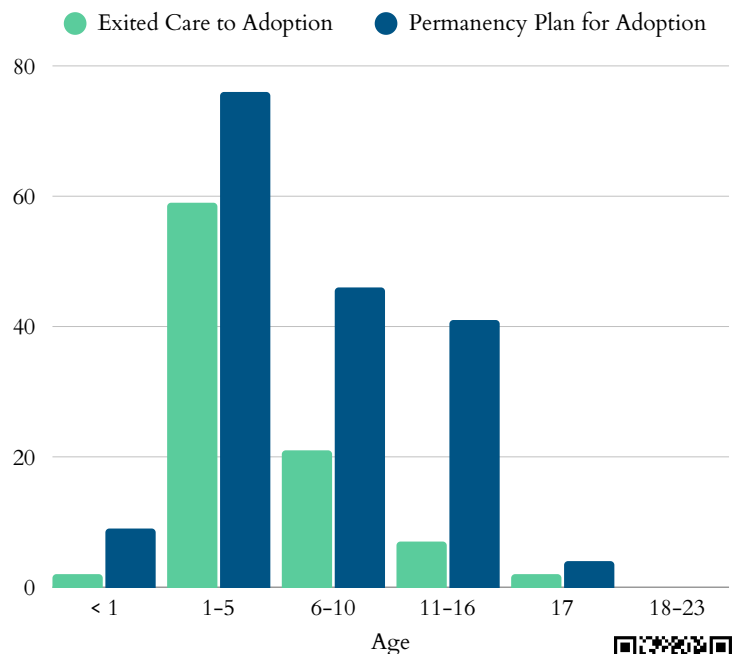
- In 2023, **378** children were living with non-relative foster families; **81** lived with a relative.
- **101** children were staying in group homes or institutions; **9** children were classified as runaways.
- There are **22,879** grandparents living with their grandchildren under 18. Of these, **35.1%** are responsible for their grandchildren.

In FY 2024, **36** children transitioned from foster care to independence. There was no change from FY 2023.

Juvenile Justice

- **2,590** total arrests for youth under 18 in 2023
- A total of **108** youth were in a correctional placement in 2023; a **20%** decrease since 2021
 - **13.9%** of the youth are ≤ 14 years old
 - **60%** are Black youth
 - **40%** are White youth
 - **92%** males and **8%** females
- Black youth represent **86%** of all correctional placements; **14%** for White youth in 2023

Age Distribution of Adoptions, 2024

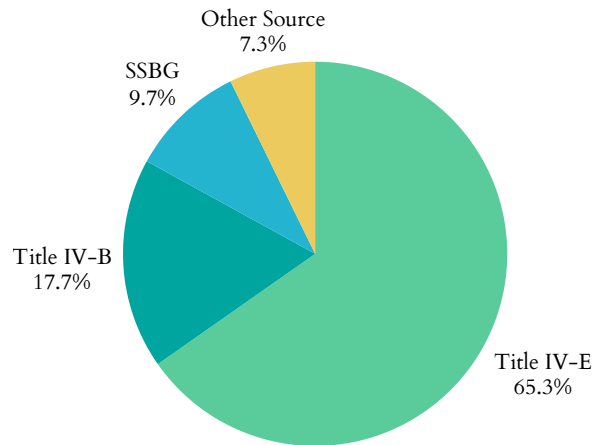


Delaware's Children

Funding for Child Welfare Services

- Delaware spent **\$78,595,022.65** on child welfare services in 2022
 - Child welfare services = direct and administrative services
- **\$12,792,184** = from the federal government
- **\$64,698,836.65** = from state and local funds

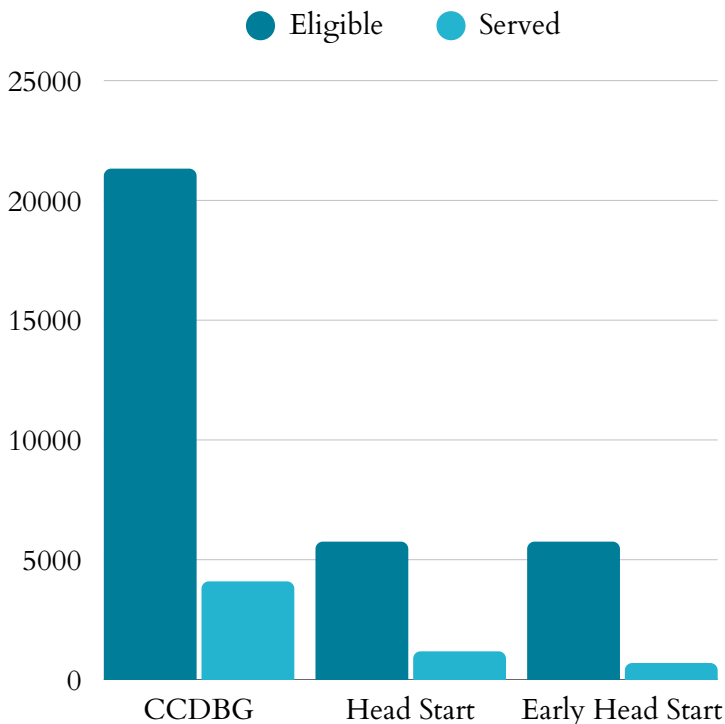
Federal Funding Sources, 2022



The significant funding sectors of the **\$12,792,184** in federal funding received in Delaware in 2022:

- **\$3,594,151** as part of the Title IV-E Total Foster Care Program.
- **\$4,254,456** as part of the Title IV-E Adoption Assistance Program.
- Delaware's sum of expenditures for Social Service Block Grants in 2022 was **\$3,359,427**

Child Care & Early Learning



- **20%** of Head Start eligible children are served
- **12%** of Early Head Start eligible children are served
- **19%** of Child Care & Development Block Grant eligible children 5 and under are served

- **\$16,617** annual cost of center-based infant care
- **\$10,997** annual cost of home-based infant care

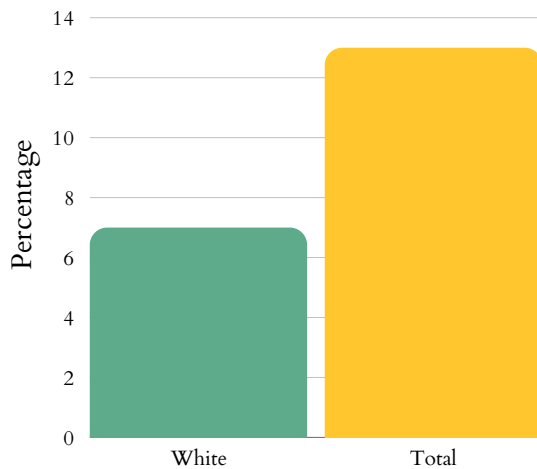


Delaware's Children

Child Poverty

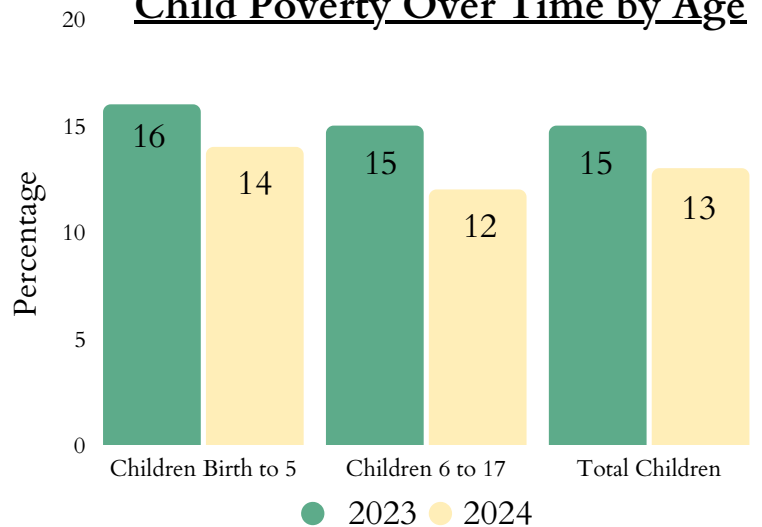
- **54,000** children lived with parents who lacked secure employment in 2023 (26% of all children).
- Average number of TANF recipients fell from **7,191** in 2024 to **6,568** in 2025 (8.7% decrease).

Child Poverty by Race or Ethnicity, 2024



Note: Data unavailable for other races.

Child Poverty Over Time by Age

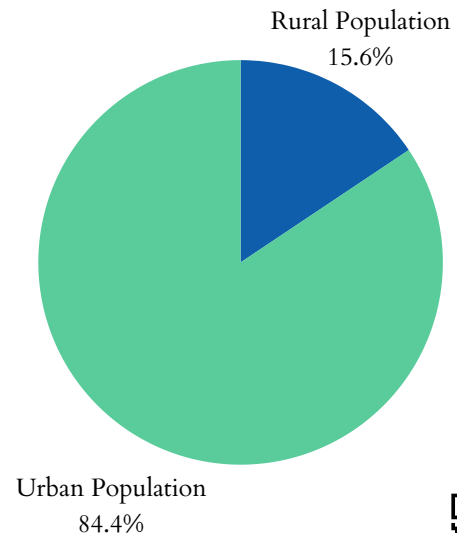


- The state spent **\$6,262,184** on WIC in 2025, serving **23,433** people: a 0.7% decrease in spending and 4.1% increase in total participants since 2024.
- **134,320** people were food insecure in 2023, including **37,920** children.
- **43.7%** of households receiving SNAP benefits had children.

Housing

- **1,540** children, from birth to three-years-old, experienced homelessness in 2023 (3.55%).
- **37.9%** of households receiving the Low Income Housing Tax Credit report having at least one member under 18 in 2023.
- **24%** of children lived in households with a high housing cost burden in 2023.
- **3,904** total Delaware residents living in public housing in 2025.

Total Urban vs. Rural Population of Delaware, 2020

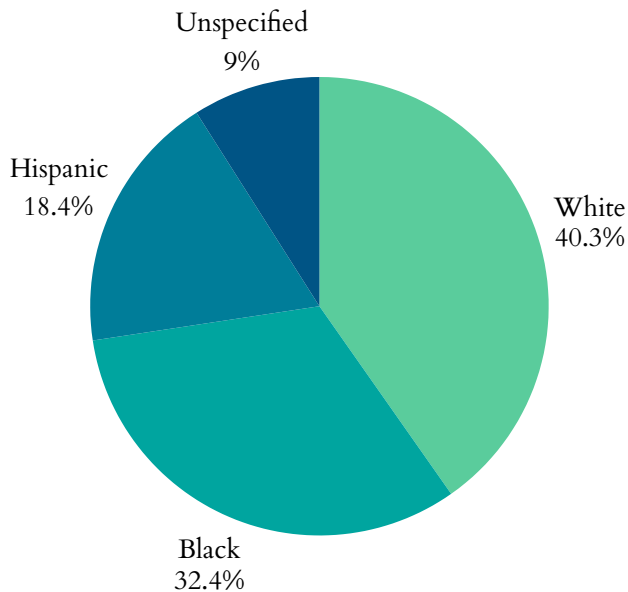


Delaware's Children

Health

- **954** low birth-weight babies (<5.5lbs) born in 2023 (9.2% of births).
- **1,088** preterm births (<37wks) in 2023 (10.44% of births).
 - 9.32% of all White babies
 - 13.07% of all Black babies
- **444** births to mothers aged 15-19 in 2023—a rate of 13 in every 1,000 teen girls.
- **62** infants aged <1yr died in 2023—a rate of 5.9 per 1,000.

Percentage of All Preterm Births by Race or Ethnicity, 2023



Medicaid Expansion

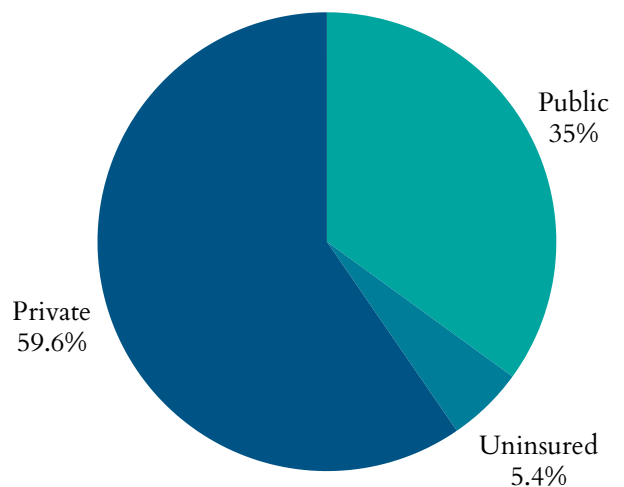
Delaware has been a **Medicaid expansion** state since 1/1/2014.

Maternal Mortality

- From 2018 to 2022, **9** Delaware women died while pregnant, or within 42 days post pregnancy from any cause relating to or aggravated by said pregnancy, excluding accidents and incidents
- For every 100,000 live births in Delaware, there is an **unknown number** of maternal deaths

- **13,000** children had no health insurance in 2024 (18.2% increase from 2023).
- **82,000** children were enrolled in Medicaid in 2024 (7.9% decrease from 2023).
- **12,838** children in Delaware were in the state Children Health Insurance Program (CHIP) in 2021 (5% decrease from 2020).

Health Insurance Coverage for Children, 2024

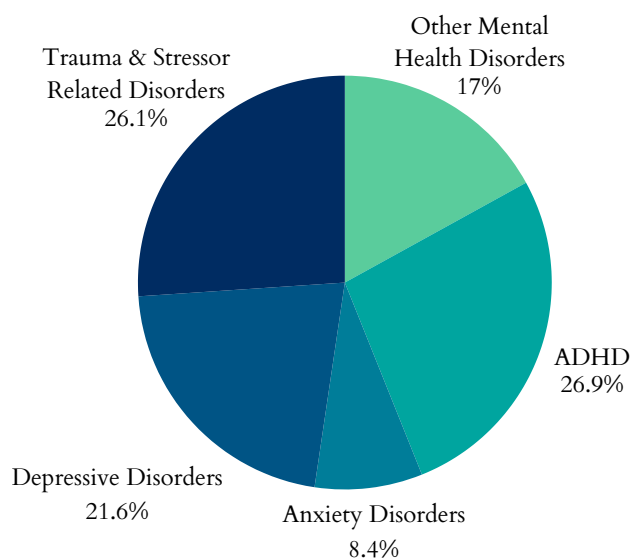


Delaware's Children

Zero to Three

- **56.9%** of babies live above low-income
- **19.4%** of babies live at low income
- **23.7%** of babies live in poverty
- **8.6%** of babies live in deep poverty
- **74.4%** of new parents have at least one parent working full time

Top 5 Mental Health Diagnoses Among Children, 2023



Prenatal Substance Exposure

- In 2024, Delaware reported **122** infants screened-in with prenatal substance exposure.
- Delaware reported **120** plans of safe care for screened-in infants.

Family First

Delaware has a **Family First plan** approved by the administration.

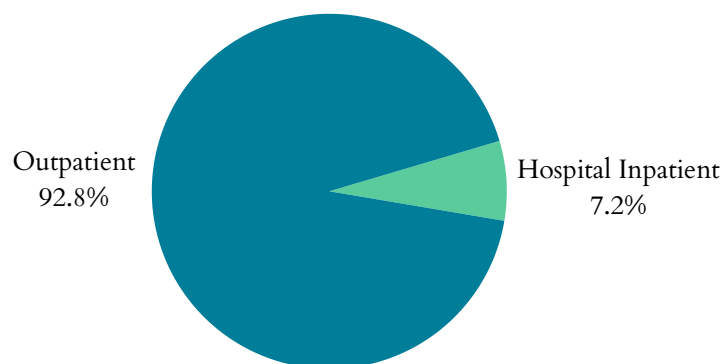
Teens & Youth

- **3,000** youth (16-19yrs) were not in school nor working in 2024 (5%)
- **10** children <19yrs were killed by a firearm in Delaware in 2024.

Mental Health

- **3,952** children received mental health treatment in Delaware in 2023 (0.2%)
- In 2013-2018, there were **8.0** deaths from suicide per 100,000 adolescents aged 15-19 in Delaware.

Treatment Type for Youth with Substance Use Disorder, 2024



Substance Use

- From 2015 to 2019, an average of **8,800** children in Delaware (3.1% of the state's child population) lived with parents having a substance use disorder.
- On March 29, 2024, **276** clients 18 and under were in treatment for SUD.

