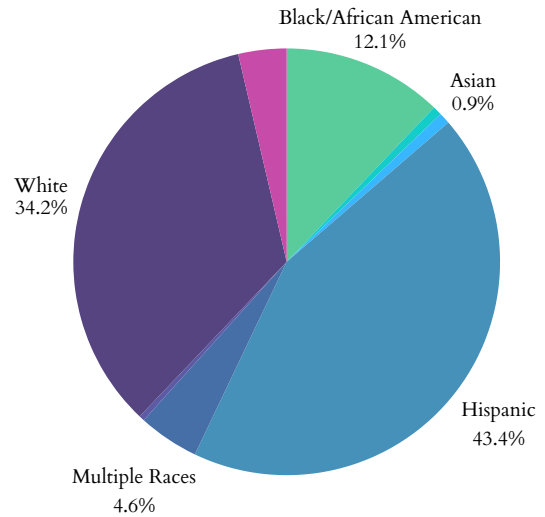


# Colorado's Children

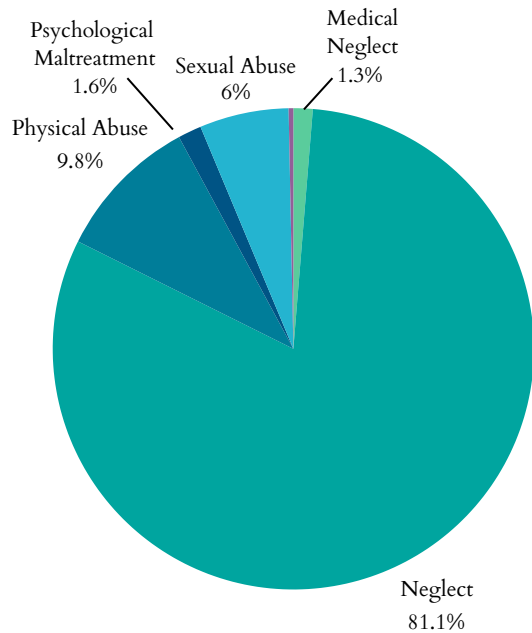
## Child Maltreatment

- In 2024, Colorado had **110,630** total referrals for child abuse and neglect. Of those, **28,635** were screened-in for response by CPS.
- **8,185** were child victims of abuse or neglect, at a rate of **6.7** children per 1,000 (**29.5%** decrease since 2020).
- Of the **8,158** children, **5,547** were first-time victims.
- Largest age group of victims = **<1 years**, representing **1,044** of the **8,185** cases.

## Child Victims by Race or Ethnicity, 2024



## Types of Maltreatment Victims, 2024



## Perpetrators of child maltreatment (2024):

- **74%** = parents of the child.
- **26%** = non-parents or unknown relationship.

## Child victims (2024):

- **51.6%** = female; **48.4%** = male.

- Child fatalities decreased from **32** in 2023 to **28** in 2024.
- Colorado reported **0** total child victims of sex trafficking.
- Post-response services given to **1,488** victims and **787** non-victims.

## Workforce

There are **7,840** child, family, and school social workers in Colorado with a mean wage of **\$33.40** (compared to Colorado's 2024 minimum wage: **\$14.42**)

## Age Distribution of Maltreatment Victims, 2024

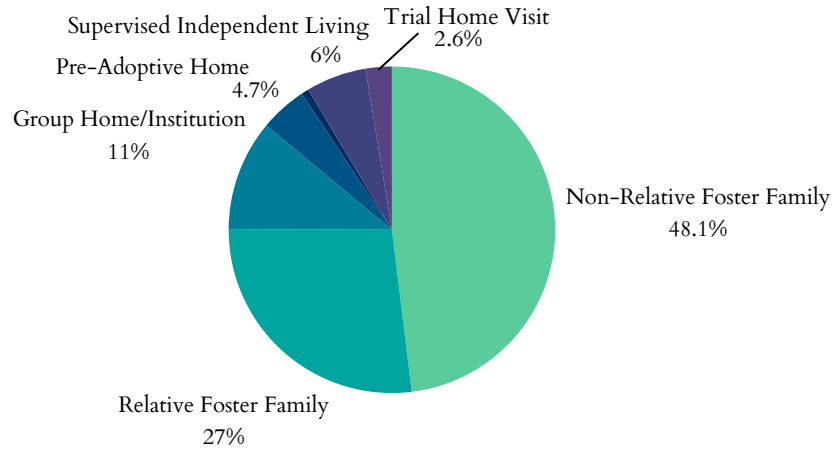


# Colorado's Children

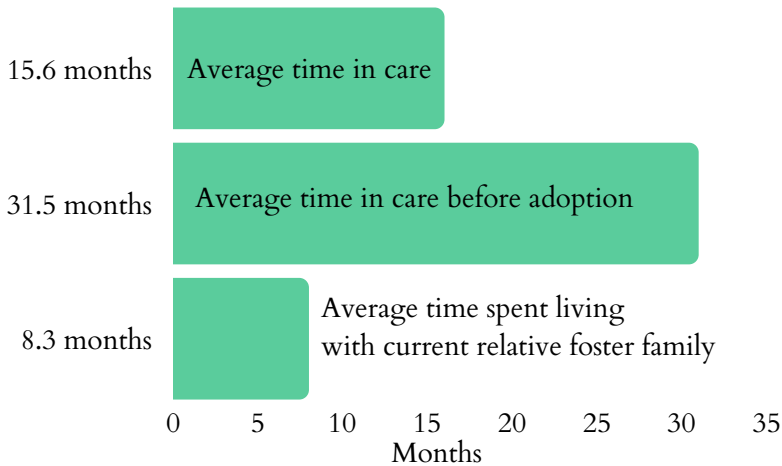
## Foster Care and Adoptions

- **6,785** total children were served by the foster care system in FY 2024.
- **3,912** children in care as of 09/30/2024.
- During FY 2024, **2,978** children entered care and **2,873** exited.
- **561** children were adopted; **337** were waiting to be adopted.
- **3.9%** decrease in the number of children in care and a **6.1%** increase in the number of children adopted from care from FY 2023-2024.

### Where are Children in Foster Care Staying? 2023



### Duration in Care, 2023



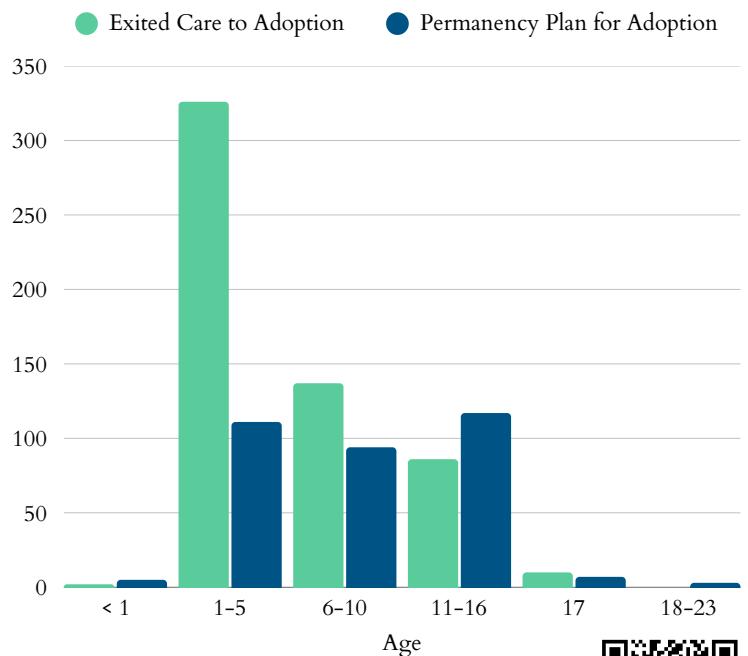
- In 2023, **2,064** children were living with non-relative foster families; **1,160** lived with a relative.
- **471** children were staying in group homes or institutions; **32** children were classified as runaways.
- There are **94,178** grandparents living with their grandchildren under 18. Of these, **33.0%** are responsible for their grandchildren.

In FY 2024, **171** children transitioned from foster care to independence. This is a **9.6%** increase from **156** in FY 2023.

### Juvenile Justice

- **12,631** total arrests for youth under 18 in 2023
- A total of **474** youth were in a correctional placement in 2023; a **2.6%** increase since 2021
  - **11.4%** of the youth are ≤ 14 years old
    - **11.1%** are Black youth
    - **38.9%** are White youth
  - **85%** males and **15%** females
- Black youth represent **27%** of all correctional placements; **31%** for White youth in 2023

### Age Distribution of Adoptions, 2024

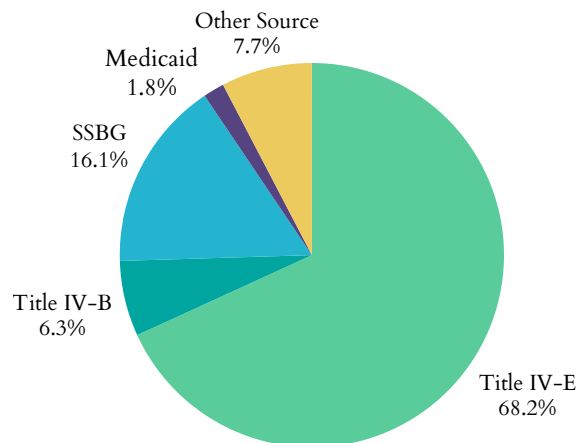


# Colorado's Children

## Funding for Child Welfare Services

- Colorado spent **\$481,809,775.86** on child welfare services in 2022
  - Child welfare services = direct and administrative services
- **\$167,706,030.86** = from the federal government
- **\$309,190,317.49** = from state and local funds

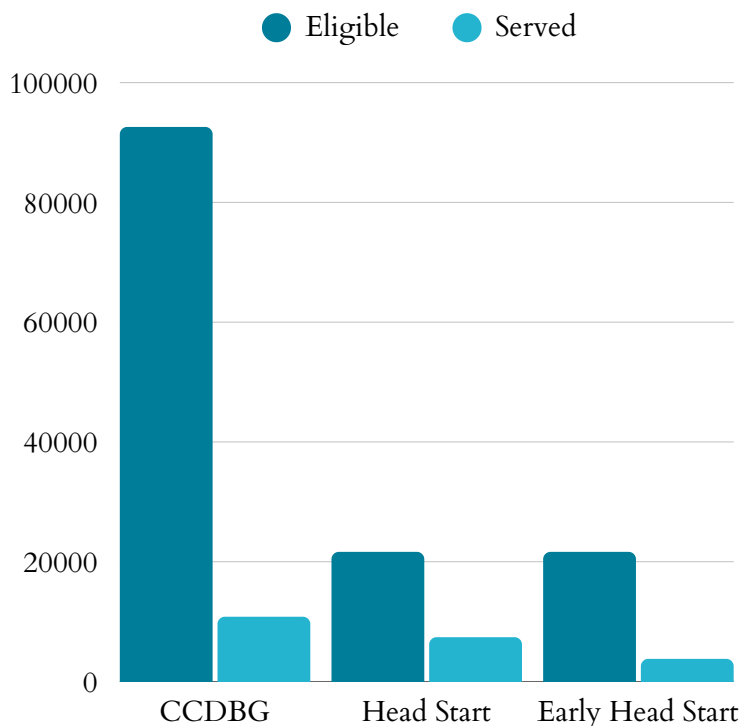
## Federal Funding Sources, 2022



The significant funding sectors of the **\$167,706,030.86** in federal funding received in Colorado in 2022:

- **\$72,610,960.89** as part of the Title IV-E Total Foster Care Program.
- **\$23,704,792.15** as part of the Title IV-E Adoption Assistance Program.
- Colorado's sum of expenditures for Social Service Block Grants in 2022 was **\$26,924,697**

## Child Care & Early Learning



- **34%** of Head Start eligible children are served
- **17%** of Early Head Start eligible children are served
- **12%** of Child Care & Development Block Grant eligible children 5 and under are served

- **\$20,978** annual cost of center-based infant care
- **\$13,666** annual cost of home-based infant care

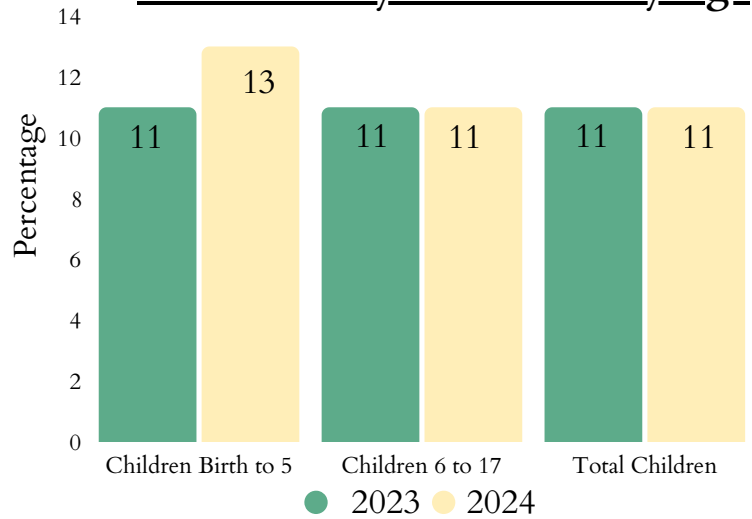


# Colorado's Children

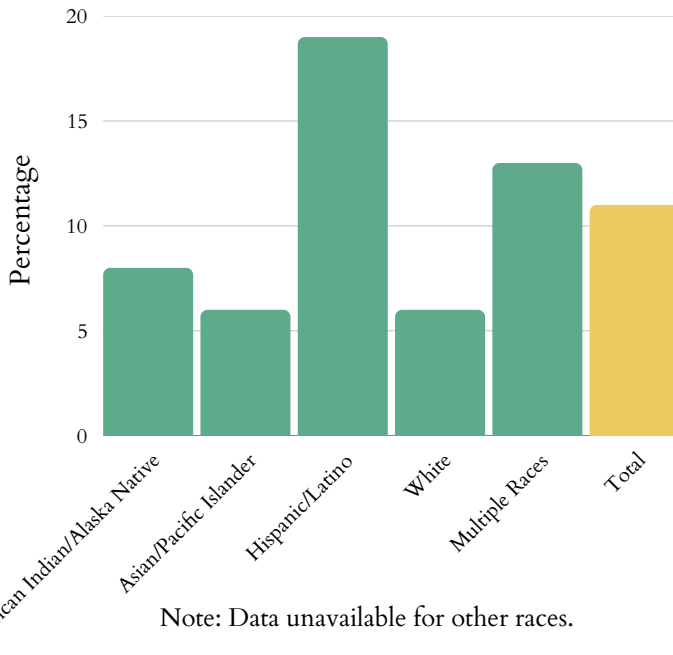
## Child Poverty

- **263,000** children lived with parents who lacked secure employment in 2023 (22% of all children).
- Average number of TANF recipients rose from **30,563** in 2024 to **33,573** in 2025 (9.8% increase).

### Child Poverty Over Time by Age



### Child Poverty by Race or Ethnicity, 2024

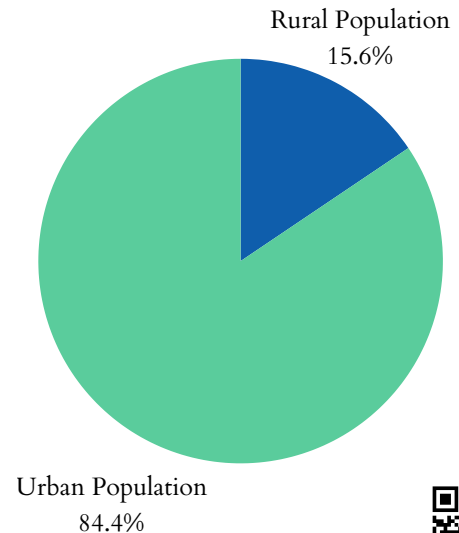


- The state spent **\$27,265,223** on WIC in 2025, serving **96,251** people: a 0.95% decrease in spending and 3.3% increase in total participants since 2024.
- **744,950** people were food insecure in 2023, including 172,540 children.
- **42.8%** of households receiving SNAP benefits had children.

## Housing

- **5,681** children, from birth to three-years-old, experienced homelessness in 2023 (2.3%).
- **32%** of households receiving the Low Income Housing Tax Credit report having at least one member under 18 in 2023.
- **31%** of children lived in households with a high housing cost burden in 2023.
- **11,676** total Colorado residents living in public housing in 2025.

### Total Urban vs. Rural Population of Colorado, 2020

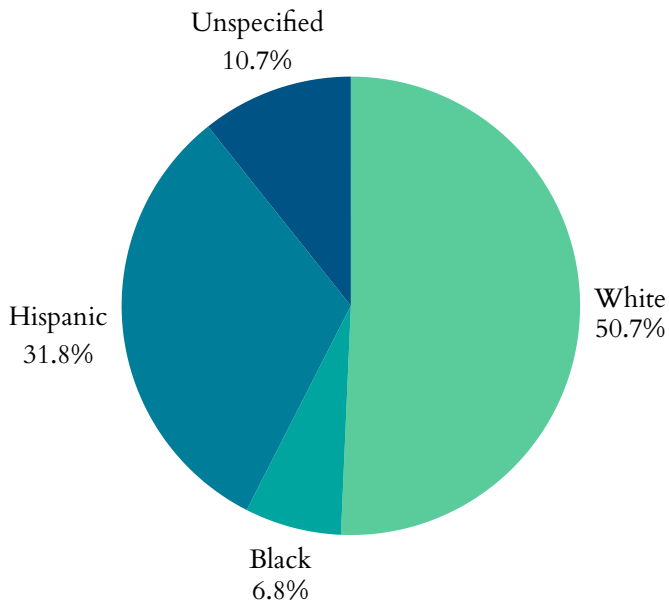


# Colorado's Children

## Health

- 5,973 low birth-weight babies (<5.5lbs) born in 2023 (9.7% of births).
- 5,962 preterm births (<37wks) in 2023 (9.70% of births).
  - 9.14% of all White babies
  - 14.23% of all Black babies
- 1,999 births to mothers aged 15-19 in 2023—a rate of 11 in every 1,000 teen girls.
- 281 infants aged <1yr died in 2023—a rate of 4.6 per 1,000.

### Percentage of All Preterm Births by Race or Ethnicity, 2023



## Medicaid Expansion

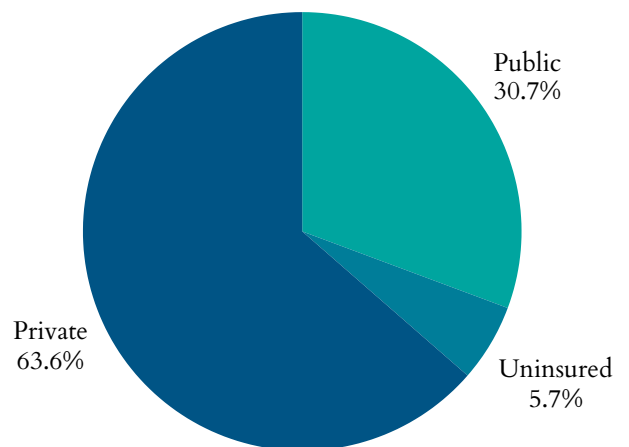
Colorado has been a Medicaid expansion state since 1/1/2014.

## Maternal Mortality

- From 2018 to 2022, 50 Colorado women died while pregnant, or within 42 days post pregnancy from any cause relating to or aggravated by said pregnancy, excluding accidents and incidents
- For every 100,000 live births in Colorado, there is 16 maternal deaths

- 77,000 children had no health insurance in 2024 (45.3% increase from 2023).
- 408,000 children were enrolled in Medicaid in 2024 (7.3% decrease from 2023).
- 150,717 children in Colorado were in the state Children Health Insurance Program (CHIP) in 2021 (8% decrease from 2020).

### Health Insurance Coverage for Children, 2024



# Colorado's Children

## Zero to Three

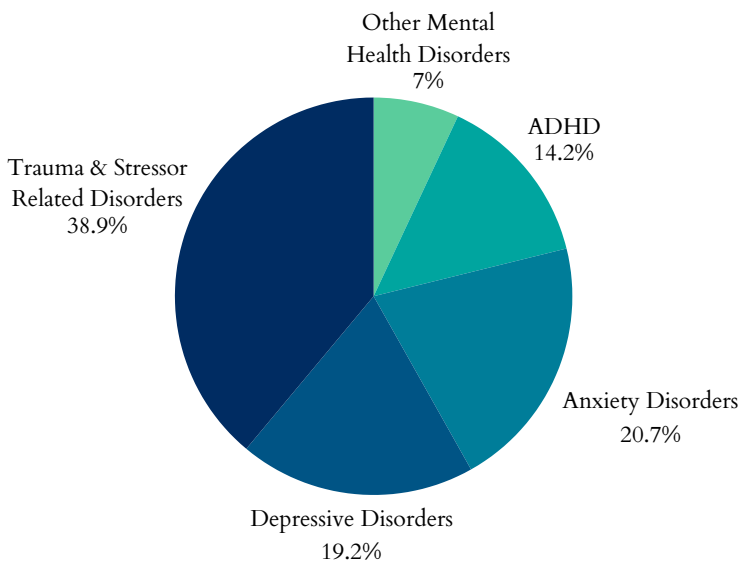
- 67.5% of babies live above low-income
- 19.3% of babies live at low income
- 13.2% of babies live in poverty
- 6.7% of babies live in deep poverty
- 73.7% of new parents have at least one parent working full time

## Teens & Youth

- 21,000 youth (16-19yrs) were not in school nor working in 2024 (7%)
- 49 children <19yrs were killed by a firearm in Colorado in 2024.

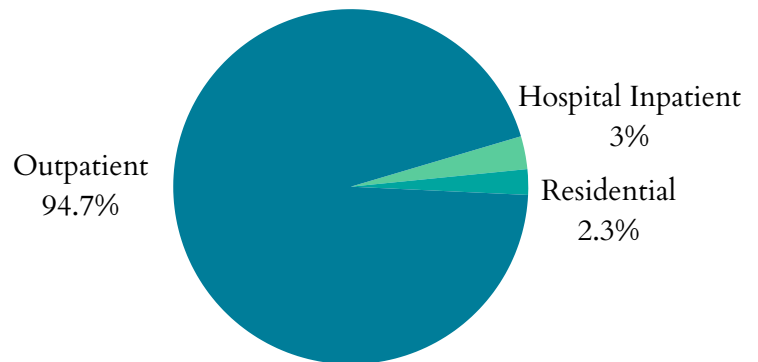
## Mental Health

### Top 5 Mental Health Diagnoses Among Children, 2023



- 33,058 children received mental health treatment in Colorado in 2023 (1.8%)
- In 2021 to 2023, there were 16.9 deaths from suicide per 100,000 adolescents aged 15-19 in Colorado.

### Treatment Type for Youth with Substance Use Disorder, 2024



## Prenatal Substance Exposure

- In 2024, Colorado reported 20 infants screened-in with prenatal substance exposure.
- Colorado reported 4 plans of safe care for screened-in infants.

## Substance Use

- From 2015 to 2019, an average of 65,918 children in Colorado (3.2% of the state's child population) lived with parents having a substance use disorder.
- On March 29, 2024, 1,033 clients 18 and under were in treatment for SUD.

## Family First

- Plan approved on October 1, 2022
- In 2023, 1,182 children were served

