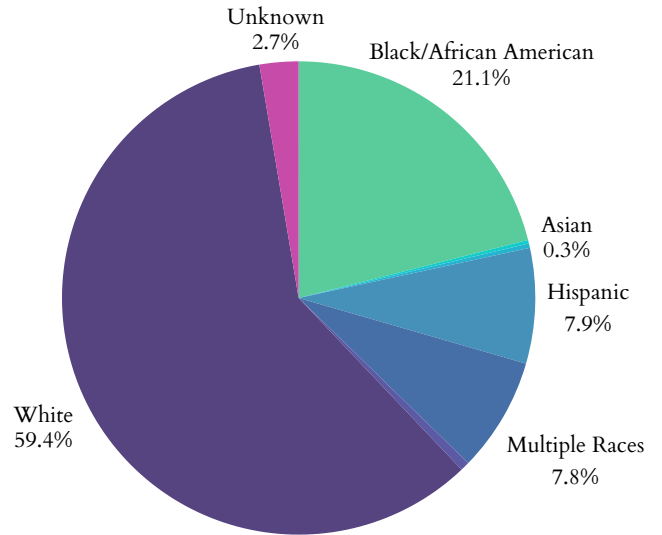


Arkansas' Children

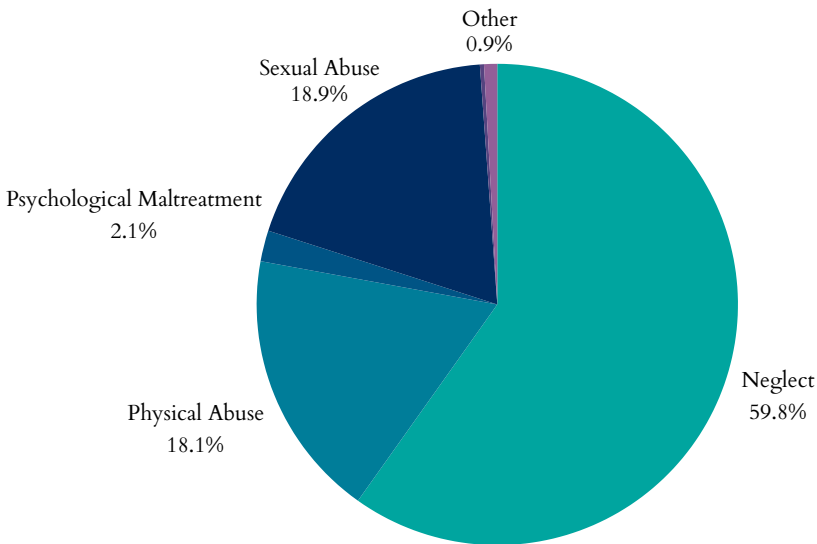
Child Maltreatment

- In 2024, Arkansas had 57,371 total referrals for child abuse and neglect. Of those, 29,681 were screened-in for response by CPS.
- 6,657 were child victims of abuse or neglect, at a rate of 9.5 children per 1,000 (28% decrease since 2020).
- Of the 6,657 children, 5,485 were first-time victims.
- Largest age group of victims = <1 years, representing 1,643 of the 6,657 cases.

Child Victims by Race or Ethnicity, 2024



Types of Maltreatment Victims, 2024



Perpetrators of child maltreatment (2024):

- 67% = parents of the child.
- 33% = non-parents or unknown relationship.

Child victims (2024):

- 55% = female; 45% = male.

- Child fatalities decreased from 33 in 2023 to 27 in 2024.
- Arkansas reported 21 total child victims of sex trafficking.
- Post-response services given to 4,919 victims and 7,316 non-victims.

Workforce

In 2024, there were 1,070 child, family, and school social workers in Arkansas with a mean wage of \$22.21 (compared to Arkansas' 2024 minimum wage: \$11.00)

Age Distribution of Maltreatment Victims, 2024

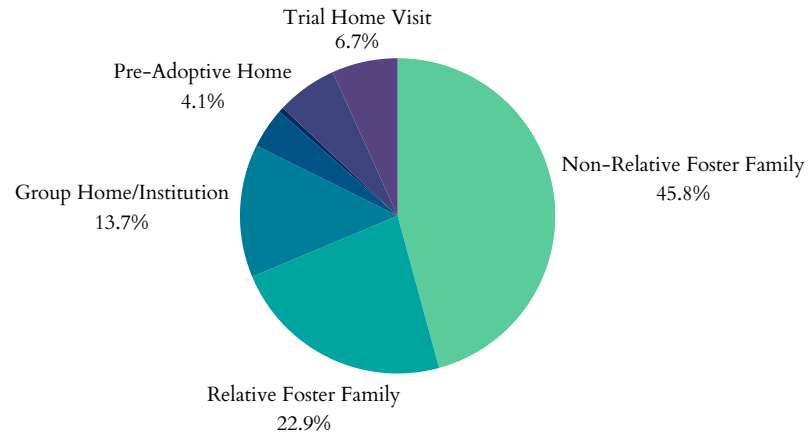


Arkansas' Children

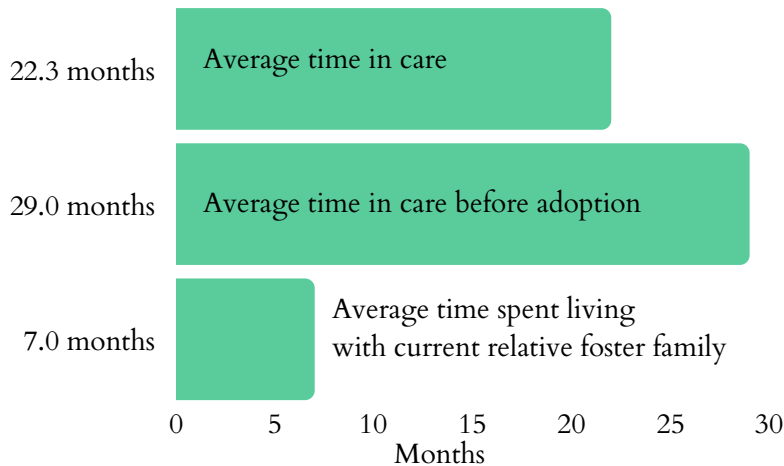
Foster Care and Adoptions

- **5,687** total children were served by the foster care system in FY 2024.
- **3,444** children in care as of 09/30/2024.
- During FY 2024, **1,937** children entered care and **2,243** exited.
- **698** children were adopted; **812** were waiting to be adopted.
- **9.1%** decrease in the number of children in care and a **71.1%** increase in the number of children adopted from care from FY 2023-2024.

Where are Children in Foster Care Staying? 2023



Duration in Care, 2023



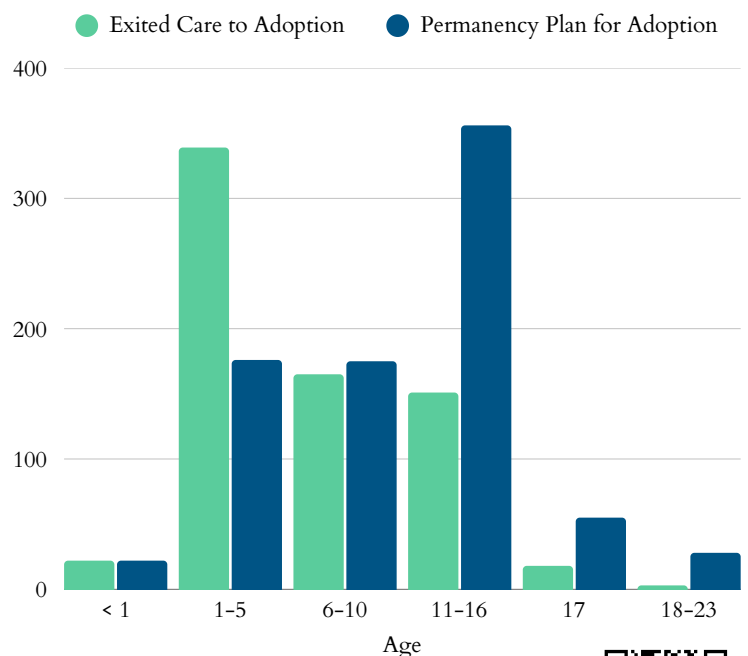
In FY 2024, **182** children transitioned from foster care to independence.

- In 2023, **1,988** children were living with non-relative foster families; **996** lived with a relative.
- **593** children were staying in group homes or institutions; **23** children were classified as runaways.
- There are **67,877** grandparents living with their grandchildren under 18. Of these, **47.0%** are responsible for their grandchildren.

Juvenile Justice

- **8,413** total arrests for youth under 18 in 2023
- A total of **486** youth were in a correctional placement in 2023; a **63.6%** increase since 2021
 - **17.3%** of the youth are ≤ 14 years old
 - **42.9%** are Black youth
 - **39.3%** are White youth
 - **82%** males and **18%** females
- Black youth represent **52%** of all correctional placements; **40%** for White youth in 2023

Age Distribution of Adoptions, 2024

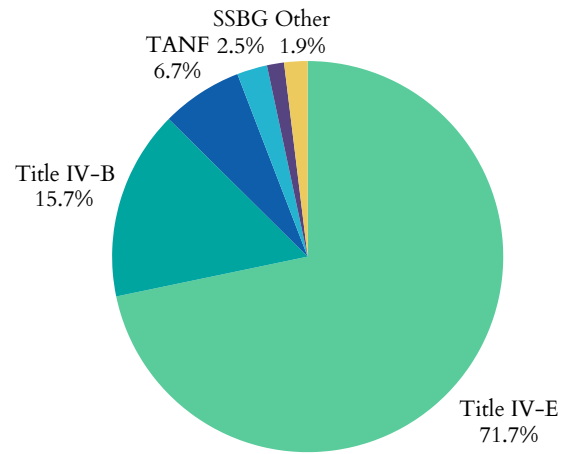


Arkansas' Children

Funding for Child Welfare Services

- Arkansas spent **\$221,105,069** on child welfare services in 2022.
 - Child welfare services = direct and administrative services
- \$164,727,485** = from the federal government
- \$55,208,017** = from state and local funds

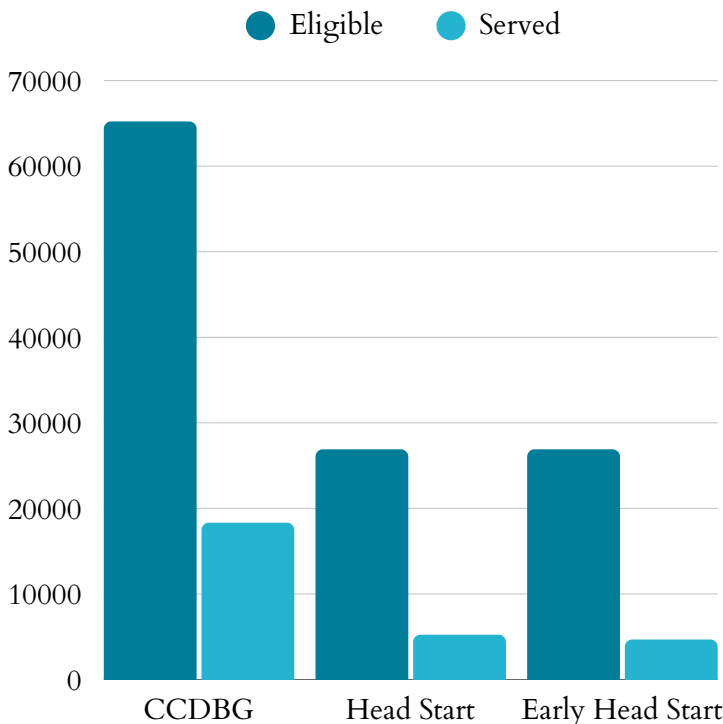
Federal Funding Sources, 2022



The significant funding sectors of the **\$164,727,485** in federal funding received in Arkansas in 2022:

- \$43,405,233** as part of the Title IV-E Total Foster Care Program.
- \$36,347,965** as part of the Title IV-E Adoption Assistance Program.
- Arkansas' sum of expenditures for Social Service Block Grants in 2022 was **\$15,896,977**

Child Care & Early Learning



- 19%** of Head Start eligible children are served
- 17%** of Early Head Start eligible children are served
- 28%** of Child Care & Development Block Grant eligible children 5 and under are served

- \$9,178** annual cost of center-based infant care
- \$7,963** annual cost of home-based infant care

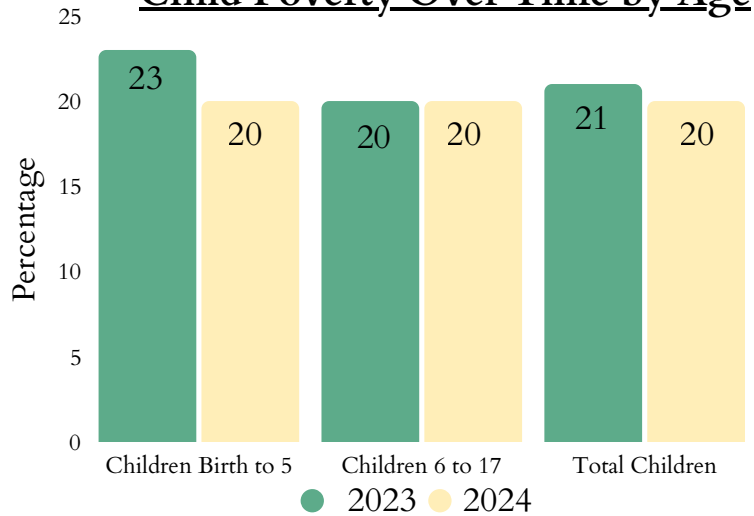


Arkansas' Children

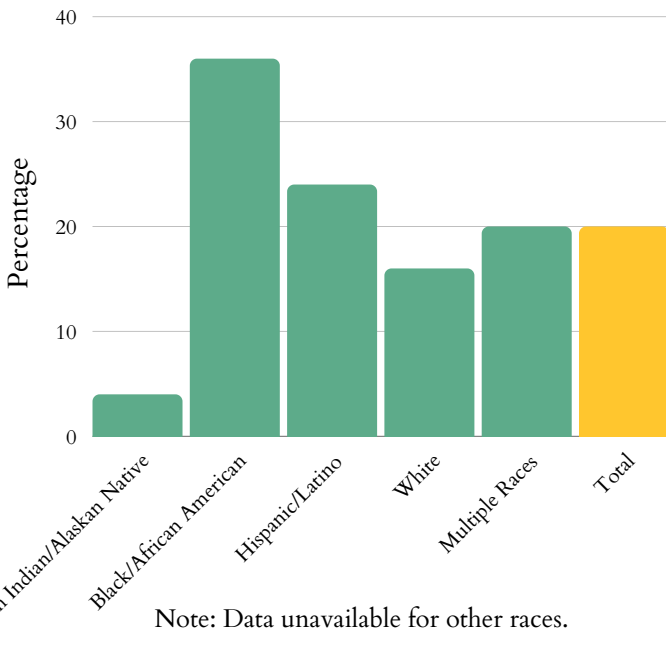
Child Poverty

- **194,000** children lived with parents who lacked secure employment in 2023 (28% of all children).
- Average number of TANF recipients fell from **2,198** in 2024 to **1,790** in 2025 (18.6% decrease).

Child Poverty Over Time by Age

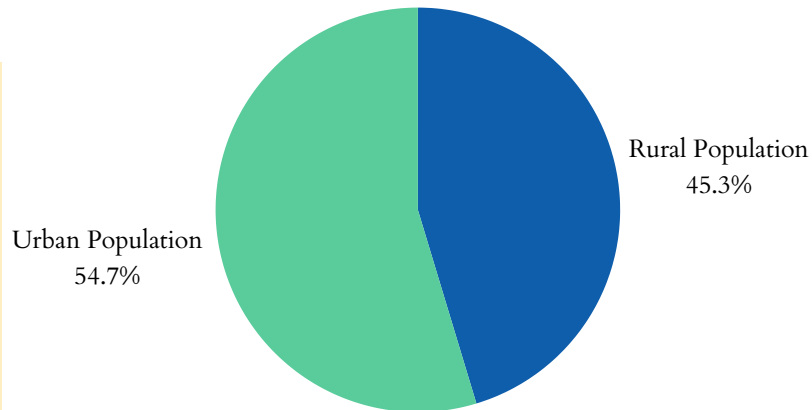


Child Poverty by Race or Ethnicity, 2024



- The state spent **\$24,817,218** on WIC in 2025, serving **65,131** people: a 2.9% increase in spending and 0.3% increase in total participants since 2024.
- **592,860** people were food insecure in 2023, including **167,940** children.
- **48.3%** of households receiving SNAP benefits had children.

Total Urban vs. Rural Population of Arkansas, 2020



Housing

- **5,848** children, from birth to three-years-old, experienced homelessness in 2023 (4.07%).
- **35%** of households receiving the Low Income Housing Tax Credit report having at least one member under 18 in 2023.
- **24%** of children lived in households with a high housing cost burden in 2023.
- **16,981** total Arkansas residents living in public housing in 2025.

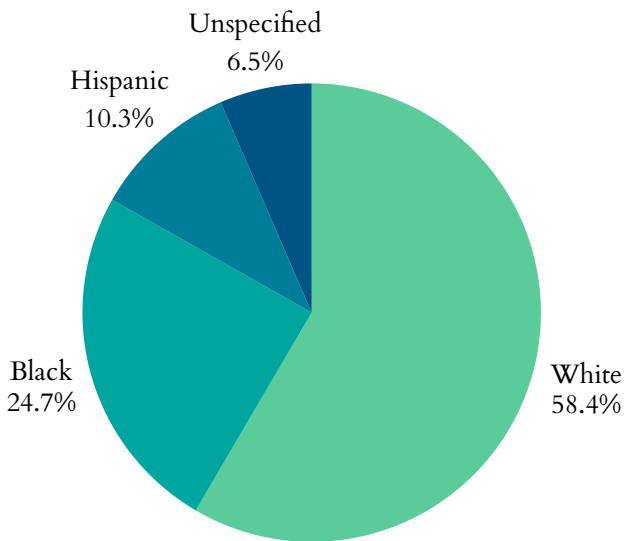


Arkansas' Children

Health

- **3,399** low birth-weight babies (<5.5lbs) born in 2023 (**9.6%** of births).
- **4,259** preterm births (<37wks) in 2023 (**12.09%** of births).
 - **11.24%** of all White babies
 - **16.55%** of all Black babies
- **2,436** births to mothers aged 15-19 in 2023—a rate of **24** in every 1,000 teen girls.
- **294** infants aged <1yr died in 2023—a rate of **8.3** per 1,000.

Percentage of All Preterm Births by Race or Ethnicity, 2023



Medicaid Expansion

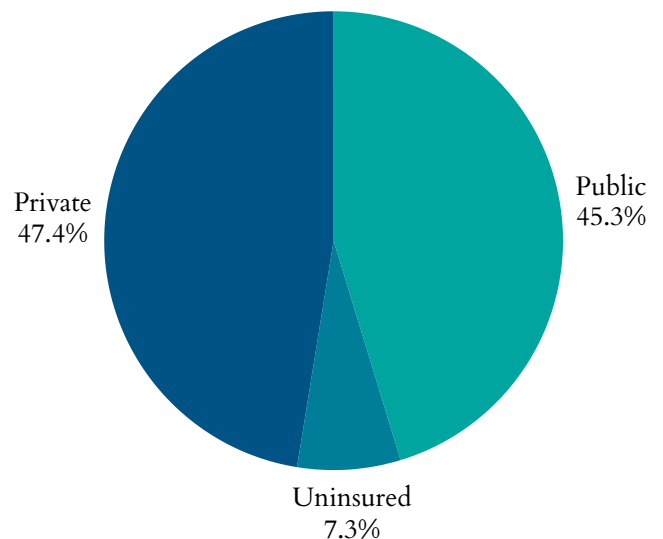
Arkansas has been a **Medicaid expansion** state since 1/1/2014.

Maternal Mortality

- From 2018 to 2022, **69** Arkansas women died from while pregnant, or within 42 days post pregnancy from any cause relating to or aggravated by said pregnancy, excluding accidents and incidents
- For every 100,000 live births in Arkansas, there is **38** maternal deaths

- **57,000** children had no health insurance in 2024 (**14%** increase from 2023).
- **351,000** children were enrolled in Medicaid in 2024 (**1.1%** decrease from 2023).
- **92,956** children in Arkansas were in the state Children Health Insurance Program (CHIP) in 2021 (**11%** increase from 2020).

Health Insurance Coverage for Children, 2024

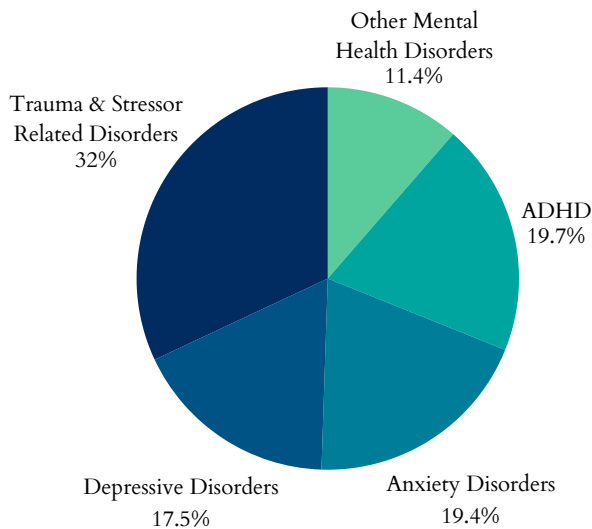


Arkansas' Children

Zero to Three

- **46.3%** of babies live above low-income
- **24.9%** of babies live at low income
- **28.8%** of babies live in poverty
- **12.8%** of babies live in deep poverty
- **69.6%** of new parents have at least one parent working full time

Top 5 Mental Health Diagnoses Among Children, 2023



Substance Use

- From 2015 to 2019, an average of **19,269** children in Arkansas (2.0% of the state's child population) lived with parents having a substance use disorder.
- On March 29, 2024, **209** clients 18 and under were in treatment for SUD.

Prenatal Substance Exposure

- In 2024, Arkansas reported **1,391** infants screened-in with prenatal substance exposure.
- Arkansas reported **914** plans of safe care for screened-in infants.

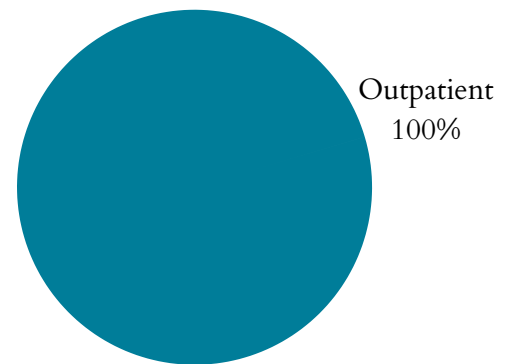
Teens & Youth

- **13,000** youth (16-19yrs) were not in school nor working in 2024 (7%)
- **54** children <19yrs were killed by a firearm in Arkansas in 2024.

Mental Health

- **22,275** children received mental health treatment in Arkansas in 2023 (1.2%)
- In 2021-2023, there were **10.4** deaths from suicide per 100,000 adolescents aged 15-19 in Arkansas.

Treatment Type for Youth with Substance Use Disorder, 2024



Family First

- Plan approved on **October 1, 2019**
- In 2023, **546** children were served
- **\$964.13** spent per child on direct-services
- **\$3,485,377** pulled down in federal dollars from Title IV-E
 - **\$326,898** (9.38% in admin/training costs)
 - **\$3,158,479** (90.62% in direct-service costs)

