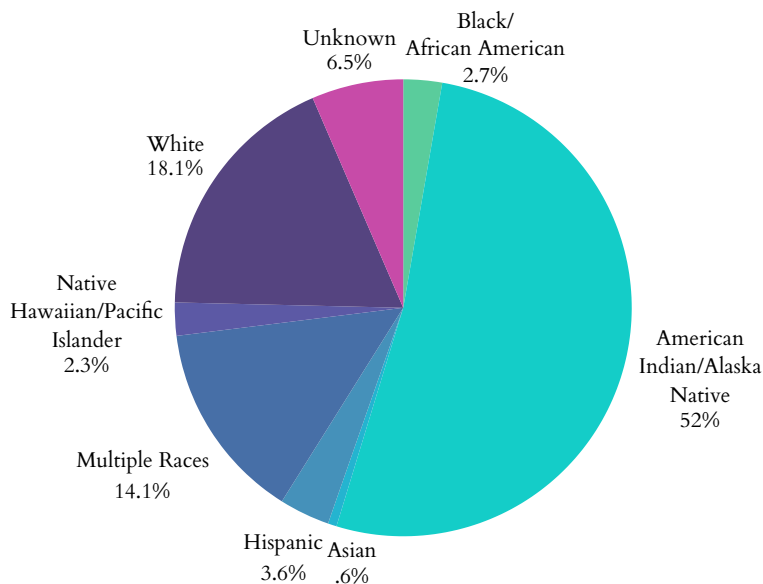


# Alaska's Children

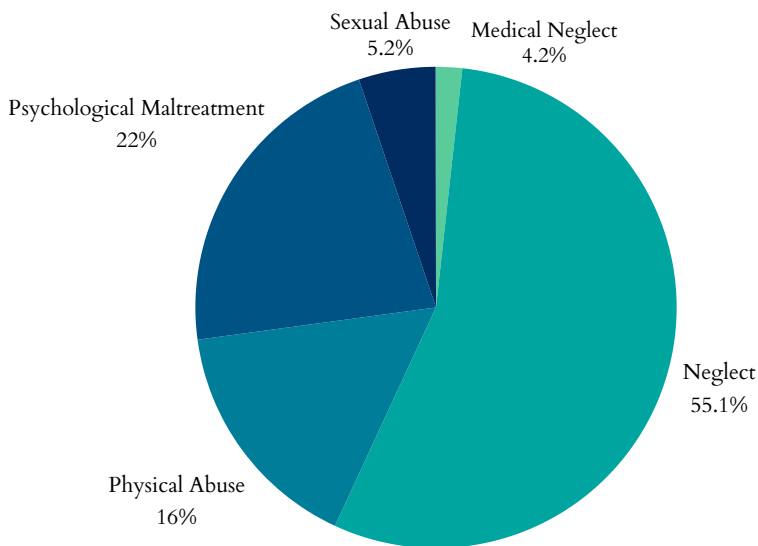
## Child Maltreatment

- In 2024, Alaska had **21,142** total referrals for child abuse and neglect. Of those, **6,063** were screened-in for response by CPS.
- **2,266** were child victims of abuse or neglect, at a rate of **13 children per 1,000** (**29.5%** decrease since 2020).
- Of the **2,266** children, **1,470** were first-time victims.
- Largest age group of victims = **<1 years**, representing **305** of the **2,266**.

## Child Victims by Race or Ethnicity, 2024



## Types of Maltreatment Victims, 2024



## Perpetrators of child maltreatment (2024):

- **84%** = parents of the child.
- **15%** = non-parents or unknown relationship.

## Child victims (2024):

- **50%** = female; **48%** = male.

- Child fatalities increased from **5** in 2023 to **13** in 2024.
- Alaska reported **1** child victim of sex trafficking.
- Post-response services were given to **1,332** victims and **362** non-victims.

## Workforce

In 2024, there were **1,520** child, family, and school social workers in Alaska with a mean wage of **\$31.00** (compared to Alaska's 2024 minimum wage: **\$11.73**)

## Age Distribution of Maltreatment Victims, 2024

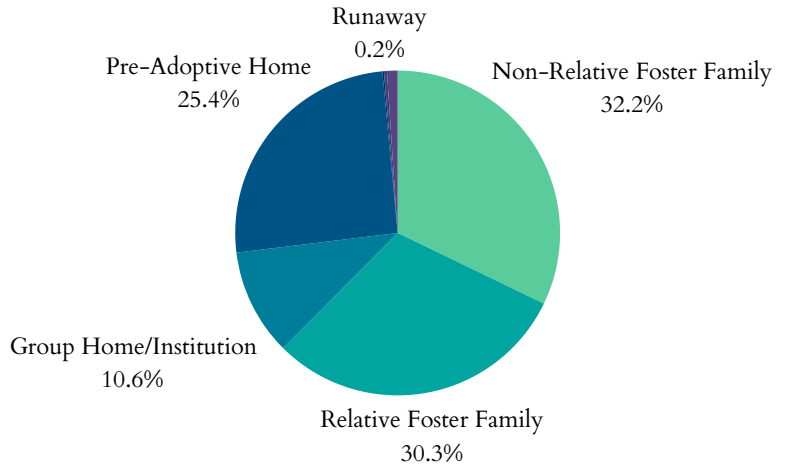


# Alaska's Children

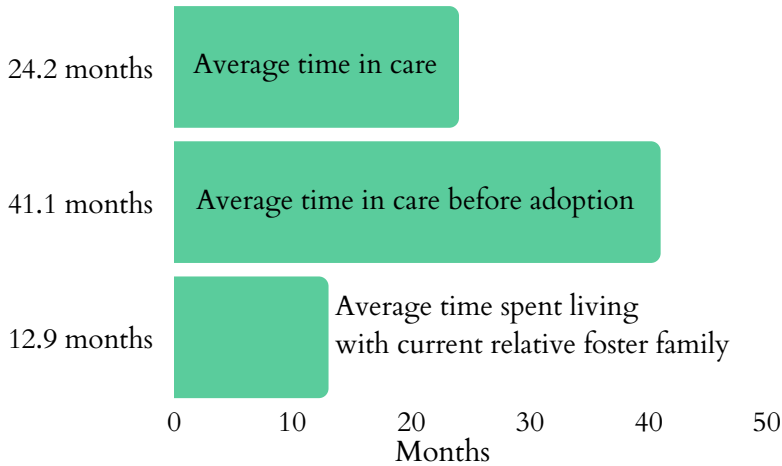
## Foster Care and Adoptions

- **3,473** total children were served by the foster care system in FY 2024.
- **2,375** children in care as of 09/30/2024.
- During FY 2024, **991** children entered care and **1,098** exited.
- **249** children were adopted; **796** were waiting to be adopted.
- **5.79%** decrease in the number of children in care and a **26.98%** decrease in the number of children adopted from care from FY 2023-2024.

### Where are Children in Foster Care Staying? 2023



### Duration in Care, 2023



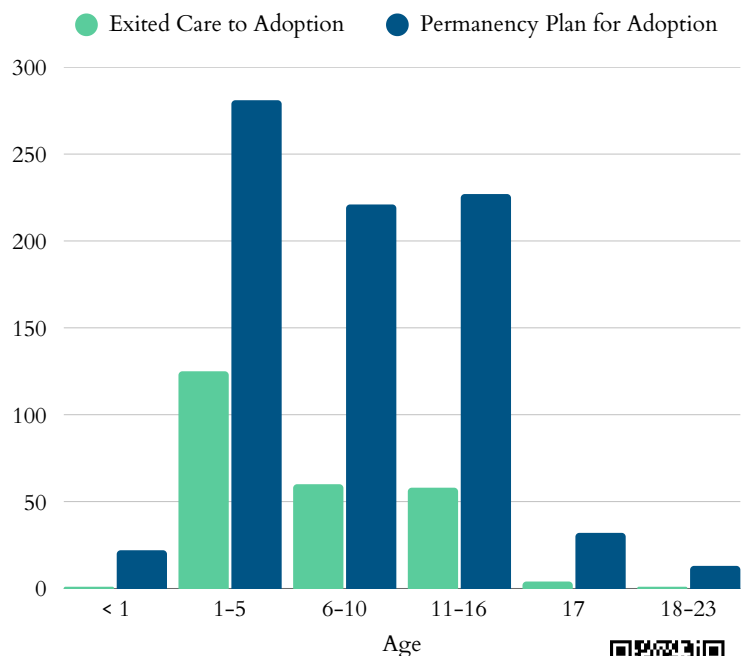
- In 2023, **855** children were living with non-relative foster families; **805** lived with a relative.
- **282** children were staying in group homes or institutions; **4** children were classified as runaways.
- There are **16,346** grandparents living with their grandchildren under 18. Of these, **37.9%** are responsible for their grandchildren.

In FY 2024, less than **10** children transitioned from foster care to independence.

### Juvenile Justice

- **1,145** total arrests for youth under 18 in 2023
- A total of **168** youth were in a correctional placement in 2023; a **7.7%** increase since 2021
  - **16.1%** of the youth are ≤ 14 years old
    - **0%** are Black youth
    - **33.3%** are White youth
  - **84%** males and **16%** females
- Black youth represent **7%** of all correctional placements; **41%** for White youth in 2023

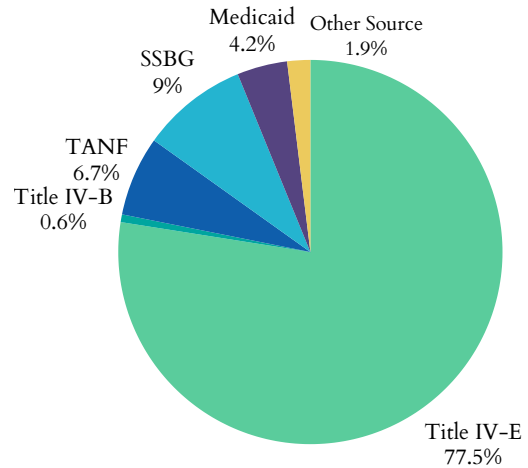
### Age Distribution of Adoptions, 2024



# Alaska's Children

## Funding for Child Welfare Services

## Federal Funding Sources, 2020



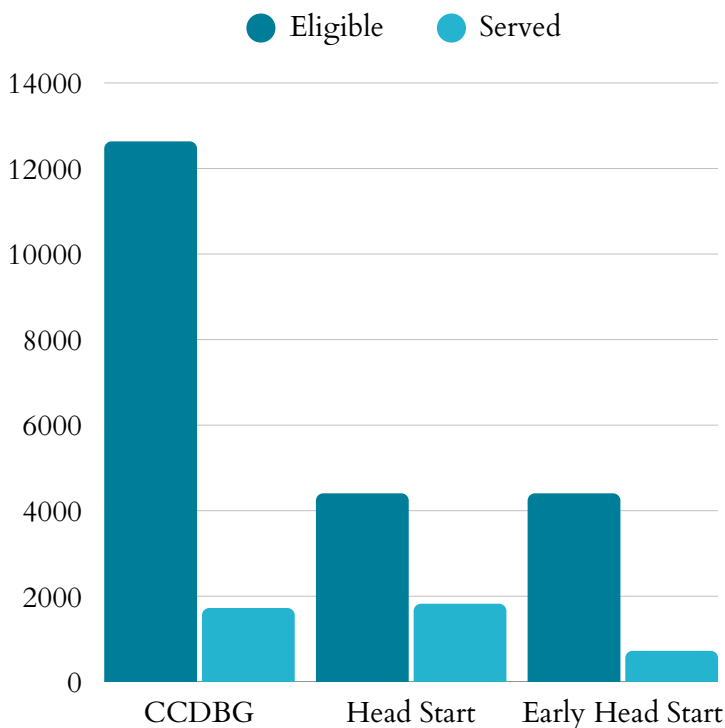
- Alaska spent **\$107,535,391.81** on child welfare services in 2022\*.
  - Child welfare services = direct and administrative services
- \$57,413,051** = from the federal government
- \$50,122,340.81** = from state and local funds

The significant funding sectors of the **\$57,413,051** in federal funding received in Alaska in 2022\*:

- \$22,212,859** as part of the Title IV-E Total Foster Care Program.
- \$30,631,777** as part of the Title IV-E Adoption Assistance Program.
- Alaska's sum of expenditures for Social Service Block Grants in 2022 was **\$6,589,385**

\*Alaska's child welfare funding data is estimated based on HHS data.

## Child Care & Early Learning



- 41%** of Head Start eligible children are served
- 16%** of Early Head Start eligible children are served
- 14%** of Child Care & Development Block Grant eligible children 5 and under are served

- \$12,107** annual cost of center-based infant care
- \$10,809** annual cost of home-based infant care

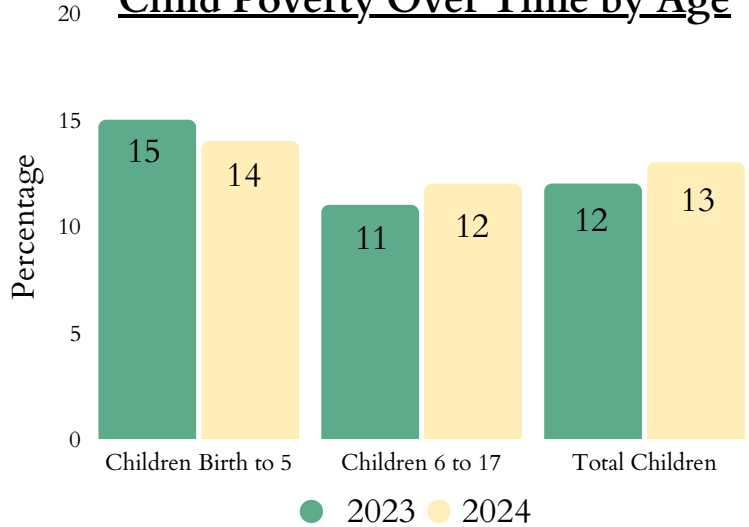


# Alaska's Children

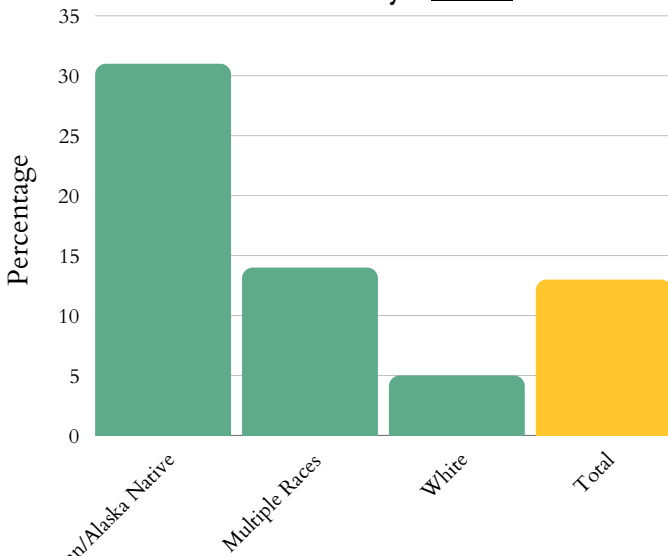
## Child Poverty

- **52,000** children lived with parents who lacked secure employment in 2023 (30% of all children).
- Average number of TANF recipients fell from **3,376** in 2024 to **2,913** in 2025 (13.7% decrease).

### Child Poverty Over Time by Age



### Child Poverty by Race or Ethnicity, 2024



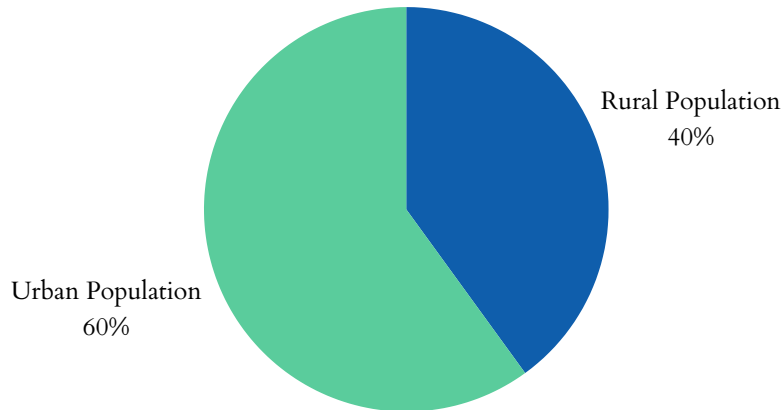
Note: Data unavailable for other races.

- The state spent **\$7,412,889** on WIC in 2025, serving **14,037** people: a 8.5% increase in spending and 2% decrease in total participants since 2024.
- **106,080** people were food insecure in 2023, including **31,030** children.
- **41.3%** of households receiving SNAP benefits had children.

## Housing

- **915** children, from birth to three-years-old, experienced homelessness in 2023 (2.49%).
- **32.5%** of households receiving the Low Income Housing Tax Credit report having at least one member under 18 in 2023.
- **27%** of children lived in households with a high housing cost burden in 2023.
- **2,912** total Alaska residents living in public housing in 2025.

### Total Urban vs. Rural Population of Alaska, 2020

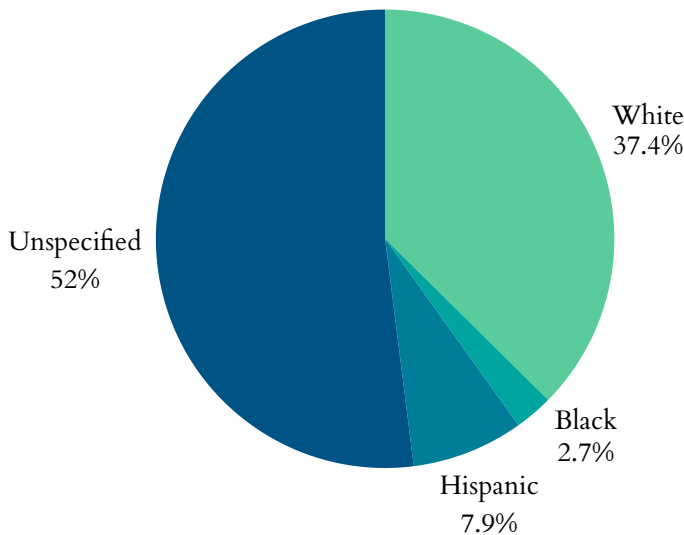


# Alaska's Children

## Health

- **602** low birth-weight babies (<5.5lbs) born in 2023 (6.7% of births).
- **925** preterm births (<37wks) in 2023 (10.27% of births).
  - 7.95% of all White babies
  - 11.79% of all Black babies
- **342** births to mothers aged 15-19 in 2023—a rate of **23** in every 1,000 teen girls.
- **66** infants aged <1yr died in 2023—a rate of 7.3 per 1,000.

Percentage of All Preterm Births by Race or Ethnicity, 2023



## Medicaid Expansion

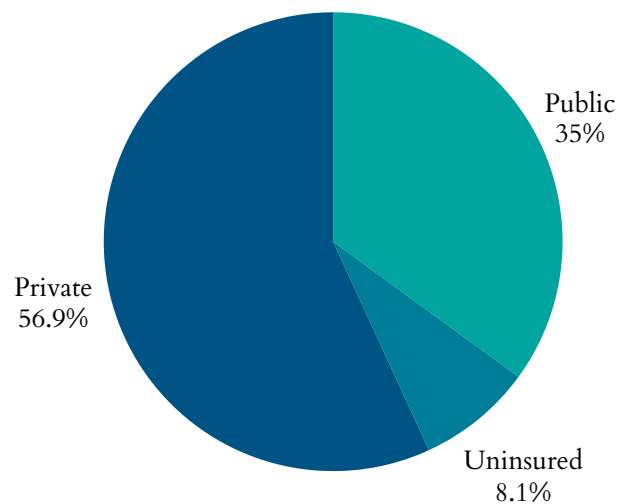
Alaska has been a **Medicaid expansion** state since 9/1/2015.

## Maternal Mortality

- From 2018 to 2022, **12** Alaskan women died while pregnant, or within 42 days post pregnancy from any cause relating to or aggravated by said pregnancy, excluding accidents and incidents
- For every 100,000 live births in Alaska, there is an **unknown** number of maternal deaths.

- **16,000** children had no health insurance in 2024 (23% increase from 2023).
- **67,000** children were enrolled in Medicaid in 2024 (5.6% decrease from 2023).
- **14,951** children in Alaska were in the state Children Health Insurance Program (CHIP) in 2021 (29% decrease from 2020).

Health Insurance Coverage for Children, 2024



# Alaska's Children

## Zero to Three

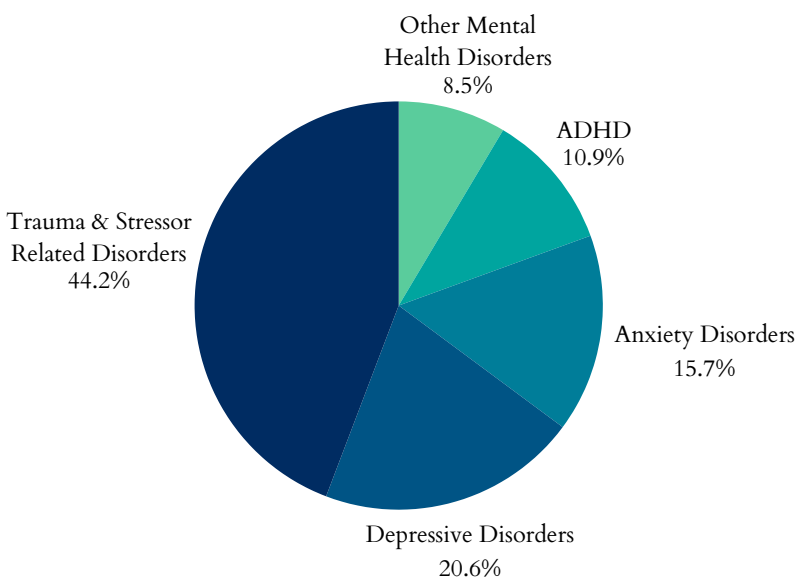
- 73.8% of babies live above low-income
- 14.0% of babies live at low income
- 12.1% of babies live in poverty
- 6.3% of babies live in deep poverty
- 69.8% of new parents have at least one parent working full time

## Teens & Youth

- 4,000 youth (16-19yrs) were not in school nor working in 2024 (11%)
- 13 children <19yrs were killed by a firearm in Alaska in 2024.


## Mental Health

### Top 5 Mental Health Diagnoses Among Children, 2023



- 4,052 children received mental health treatment in Alaska in 2023 (0.2%)
- In 2021-2023 there were 32.9 deaths from suicide per 100,000 adolescents aged 15-19 in Alaska.

### Treatment Type for Youth with Substance Use Disorder, 2024



## Prenatal Substance Exposure

- In 2024, Alaska reported 63 infants screened-in with prenatal substance exposure.
- There were no reported plans of safe care for screened-in infants.

## Substance Use

- From 2015 to 2019, an average of 7,834 children in Alaska (3.1% of the state's child population) lived with parents having a substance use disorder.
- On March 29, 2024, 443 clients 18 and under were in treatment for SUD.

## Family First

Alaska does not have a Family First plan approved by the administration.

