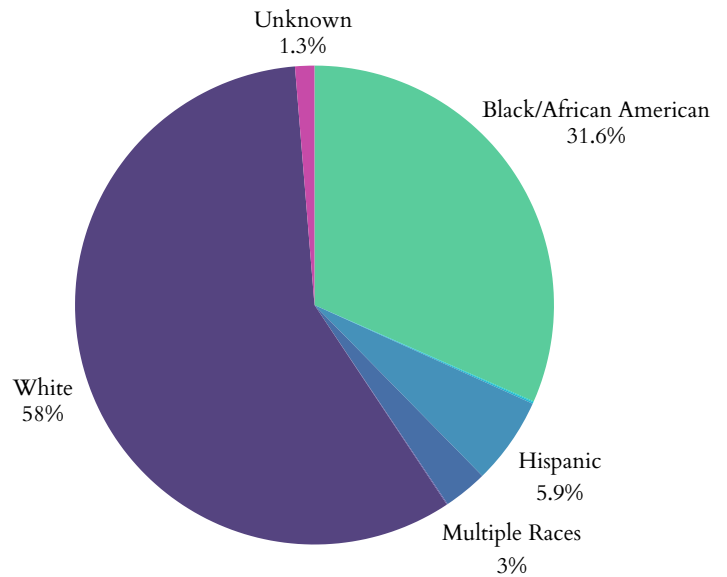


Alabama's Children

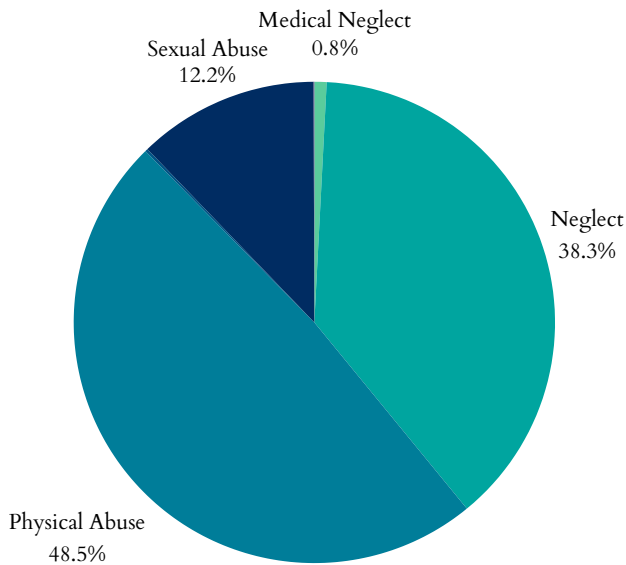
Child Maltreatment

- In 2024, Alabama had **25,105** total referrals for child abuse and neglect. Of those, **24,811** were screened-in for response by CPS.
- **11,205** were child victims of abuse or neglect, at a rate of **9.9** children per 1,000 (**3.9%** decrease since 2020).
- Of the **11,205** children, **8,894** were first-time victims.
- Largest age group of victims = **<1 years**, representing **1,806** of the 11,205 victims.

Child Victims by Race or Ethnicity, 2024



Types of Maltreatment Victims, 2024



Perpetrators of child maltreatment (2024):

- **72%** = parents of the child.
- **28%** = non-parents or unknown relationship.

Child victims (2024):

- **53%** = female; **46%** = male.

- Child fatalities decreased from **43** in 2023 to **36** in 2024.
- Alabama reported **7** child victims of sex trafficking.
- Post-response services were given to **6,833** victims and **4,317** non-victims.

Workforce

There are **4,430** child, family, and school social workers in Alabama with a mean wage of **\$24.24** (compared to Alabama's 2024 minimum wage: **\$7.25**)

Age Distribution of Maltreatment Victims, 2024

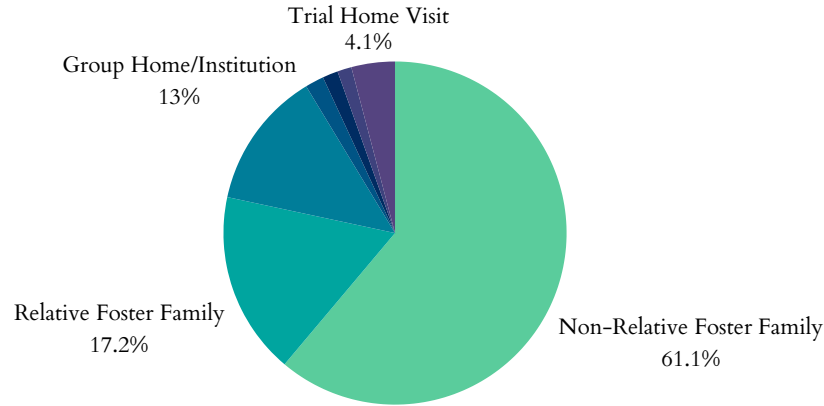


Alabama's Children

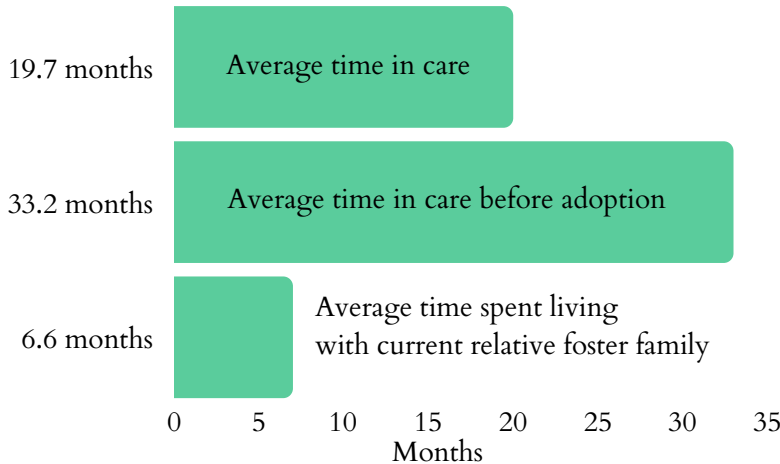
Foster Care and Adoptions

- **9,018** total children were served by the foster care system in FY 2024.
- **5,742** children in care as of 09/30/2024.
- During FY 2024, **3,305** children entered care and **3,276** exited.
- **612** children were adopted; **1,601** were waiting to be adopted.
- **0.9%** decrease in the number of children in care and a **17.2%** decrease in the number of children adopted from care from FY 2023-2024.

Where are Children in Foster Care Staying? 2023



Duration in Care, 2023



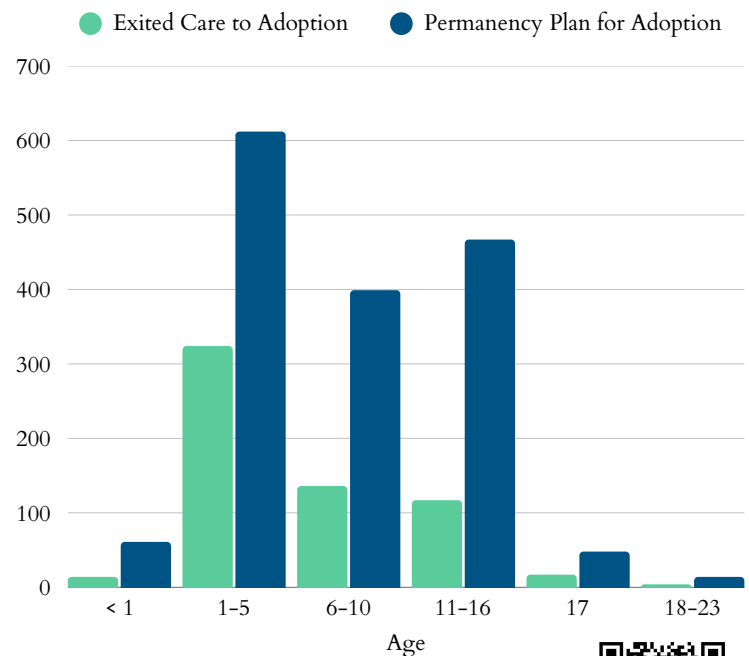
In FY 2024, **205** children transitioned from foster care to independence. This is a **6.4%** decrease from **219** in FY 2023.

- In 2023, **3,563** children were living with non-relative foster families; **1,004** lived with a relative.
- **756** children were staying in group homes or institutions; **85** children were classified as runaways.
- There are **110,944** grandparents living with their grandchildren under 18. Of these, **47.8%** are responsible for their grandchildren.

Juvenile Justice

- **3,406** total arrests for youth under 18 in 2023
- A total of **762** youth were in a correctional placement in 2023; a **12.4%** increase since 2021
 - **21.3%** of the youth are ≤ 14 years old
 - **55.5%** are Black youth
 - **33.3%** are White youth
 - **80%** males and **20%** females
- Black youth represent **58%** of all correctional placements; **34%** for White youth in 2023

Age Distribution of Adoptions, 2024

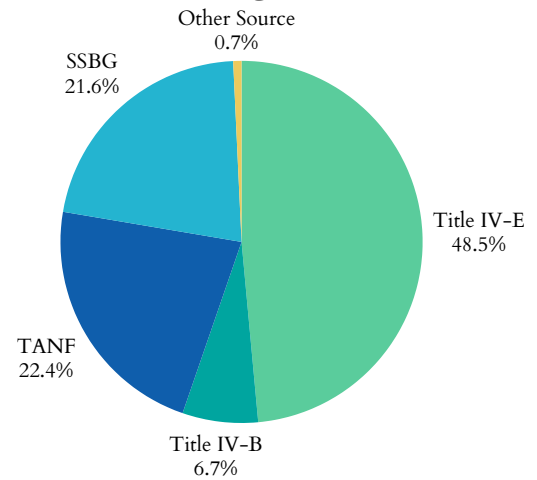


Alabama's Children

Funding for Child Welfare Services

- Alabama spent **\$130,712,613.22** on child welfare services in 2022*
 - Child welfare services = direct and administrative services
- \$85,674,733** = from the federal government
- \$45,037,880.22** = from state and local funds

Federal Funding Sources, 2020

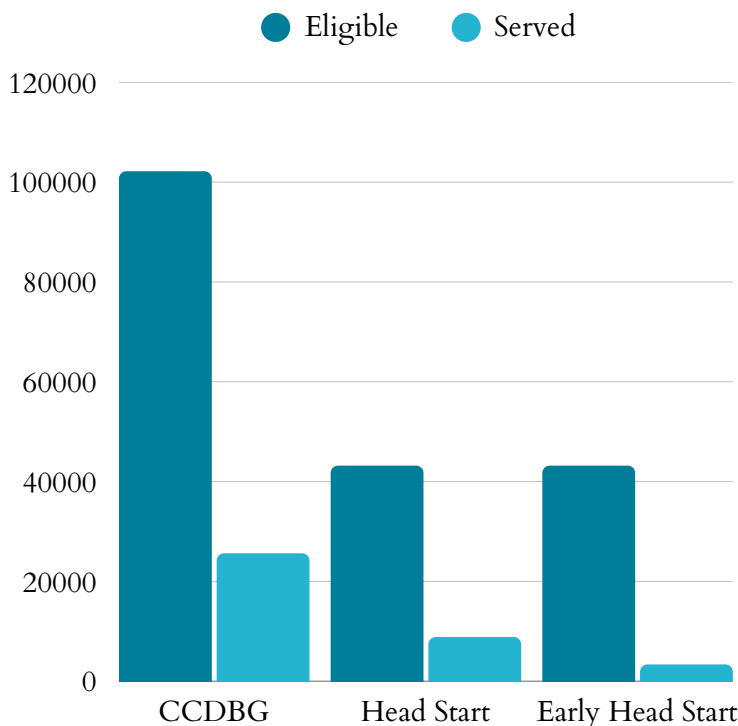


The significant funding sectors of the **\$85,674,733** in federal funding received in Alabama in 2022*:

- \$34,756,749** as part of the Title IV-E Total Foster Care Program.
- \$32,367,454** as part of the Title IV-E Adoption Assistance Program.
- Alabama's sum of expenditures for Social Service Block Grants in 2022 was **\$33,465,551**

*Alabama's child welfare funding data is estimated based on HHS data.

Child Care & Early Learning



- 20%** of Head Start eligible children are served
- 8%** of Early Head Start eligible children are served
- 25%** of Child Care & Development Block Grant eligible children 5 and under are served

- \$8,632** annual cost of center-based infant care
- \$7,670** annual cost of home-based infant care

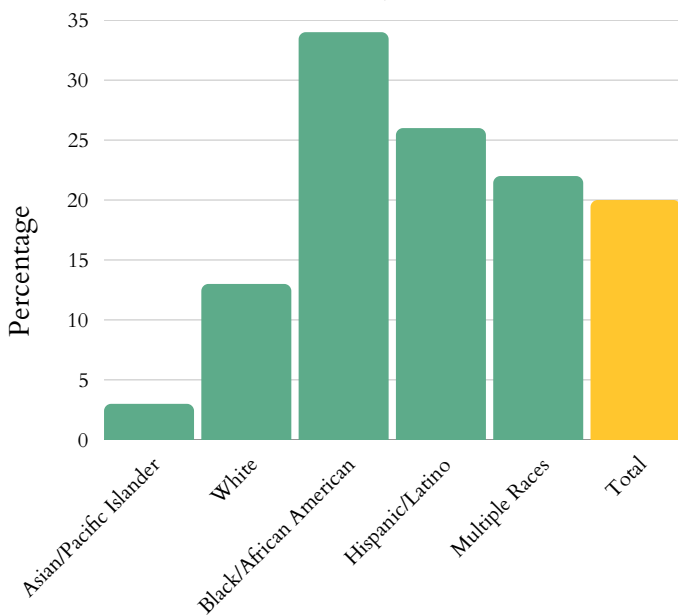


Alabama's Children

Child Poverty

- **324,000** children lived with parents who lacked secure employment in 2023 (29% of all children).
- Average number of TANF recipients rose from **13,719** in 2024 to **14,569** in 2025 (6.2% increase).

Child Poverty by Race or Ethnicity, 2024

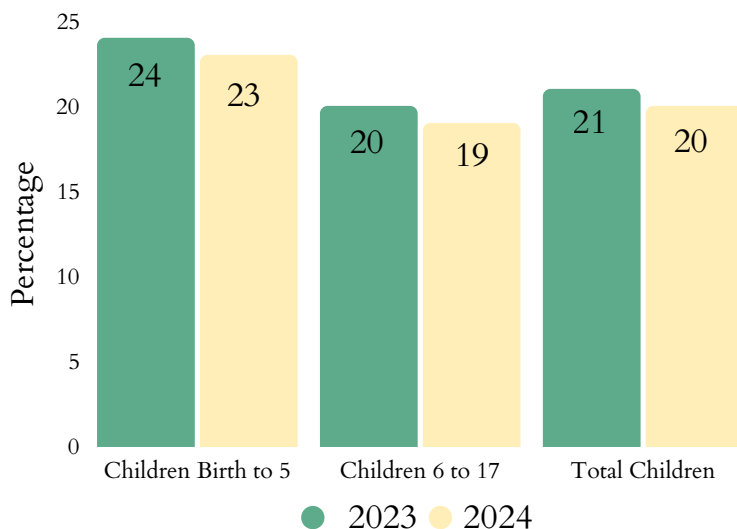


Note: Data unavailable for other races.

Housing

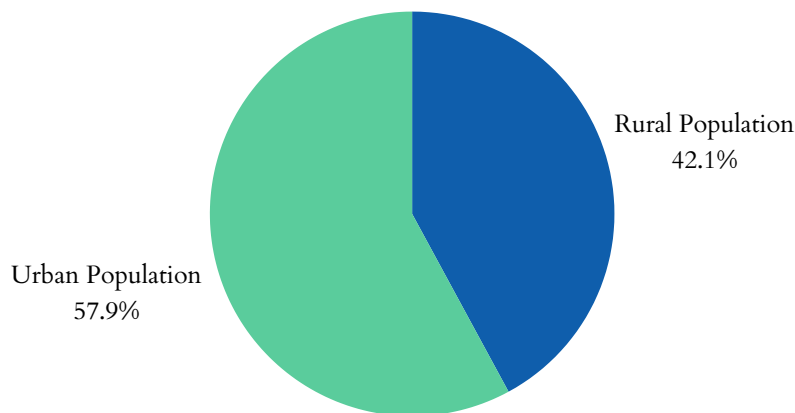
- **4,199** children, from birth to three-years-old, experienced homelessness in 2023 (1.80%).
- **33.7%** of households receiving the Low Income Housing Tax Credit report having at least one member under 18 in 2023.
- **25%** of children lived in households with a high housing cost burden in 2023.
- **54,339** total Alabama residents living in public housing in 2025.

Child Poverty Over Time by Age



- The state spent **\$27,012,008** on WIC in 2025, serving **112,482** people: a 13.0% decrease in spending and 0.7% increase in total participants since 2024.
- **896,510** people were food insecure in 2023, including 250,580 children.
- **47.6%** of households receiving SNAP benefits had children.

Total Urban vs. Rural Population of Alabama, 2020

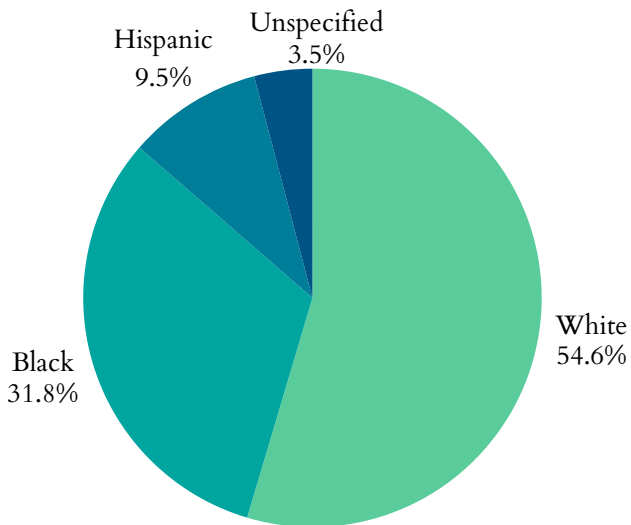


Alabama's Children

Health

- **6,032** low birth-weight babies (<5.5lbs) born in 2023 (10.4% of births).
- **7,469** preterm births (<37wks) in 2023 (12.91% of births).
 - 11.74% of all White babies
 - 16.54% of all Black babies
- **3,417** births to mothers aged 15-19 in 2023—a rate of 20 in every 1,000 teen girls.
- **445** infants aged <1yr died in 2023—a rate of 7.7 per 1,000.

Percentage of All Preterm Births by Race or Ethnicity, 2023



Medicaid Expansion

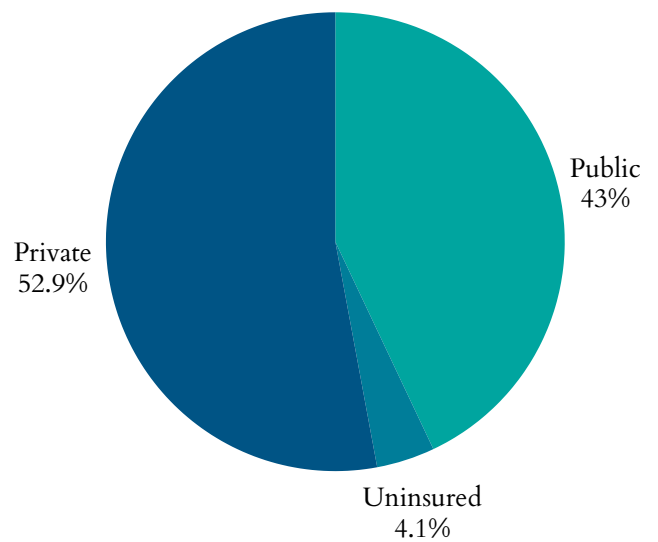
Alabama is not a Medicaid expansion state.

Maternal Mortality

- From 2018 to 2022, **112** Alabama women died while pregnant, or within 42 days post pregnancy from any cause relating to or aggravated by said pregnancy, excluding accidents and incidents.
- For every **100,000** live births in Alabama, there is **39** maternal deaths

- **52,000** children had no health insurance in 2024 (13% increase from 2023).
- **536,000** children were enrolled in Medicaid in 2024 (1.12% decrease from 2023).
- **204,696** children in Alabama were in the state Children Health Insurance Program (CHIP) in 2021 (2.56% decrease from 2020).

Health Insurance Coverage for Children, 2024

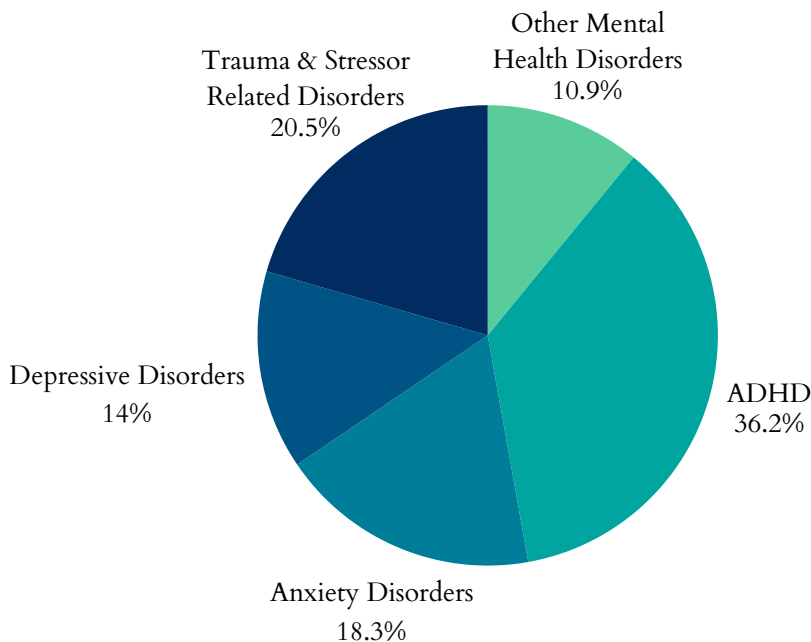


Alabama's Children

Zero to Three

- **51.8%** of babies live above low-income
- **25.2%** of babies live at low income
- **23.0%** of babies live in poverty
- **12.4%** of babies live in deep poverty
- **79.5%** of new parents have at least one parent working full time

Top 5 Mental Health Diagnoses Among Alabama Children, 2023



Prenatal Substance Exposure

- In 2024, Alabama reported **471** infants screened-in with prenatal substance exposure.
- Alabama reported **191** plans of safe care for screened-in infants.

Family First

Alabama **does not have a Family First plan** approved by the administration.

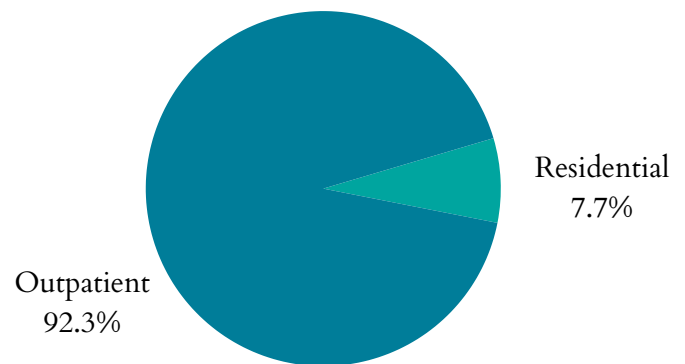
Teens & Youth

- **22,000** youth (16-19yrs) were not in school nor working in 2024 (8%)
- **92** children <19yrs were killed by a firearm in Alabama in 2024.

Mental Health

- **31,030** children received mental health treatment in Alabama in 2023 (1.6%)
- From 2021-2023 there were **9.9** deaths from suicide per 100,000 adolescents aged 15-19 in Alabama.

Treatment Type for Youth with Substance Use Disorder, 2024



Substance Use

- In 2015 to 2019, an average of **43,165** children in Alabama (2.9% of the state's child population) lived with parents having a substance use disorder.
- On March 29, 2024, **443** clients 18 and under were in treatment for SUD.

