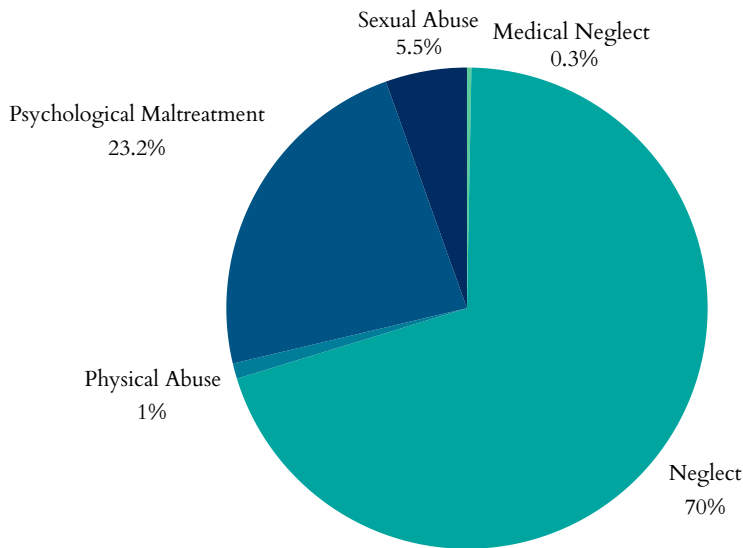


# Wyoming's Children

## Child Maltreatment

- In 2023, Wyoming had **5,711** total referrals for child abuse and neglect. Of those, 2,043 were screened in for response by CPS.
- **762** were child victims of abuse or neglect, at a rate of 5.9 children per 1,000 (30.5% decrease since 2019).
- Of the 762 children, **578** were first-time victims.
- Largest age group of victims = **<1 years**, representing **104** of the 762 cases.

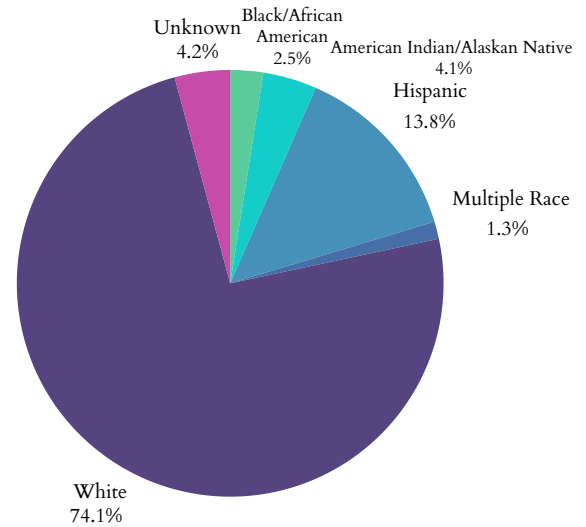
## Types of Maltreatment Victims, 2023



## Workforce

There are **580** child, family, and school social workers in Wyoming with a median wage of **\$25.67** (compared to Wyoming's minimum wage: **\$7.25**)

## Child Victims by Race or Ethnicity, 2023



## Perpetrators of child maltreatment (2023):

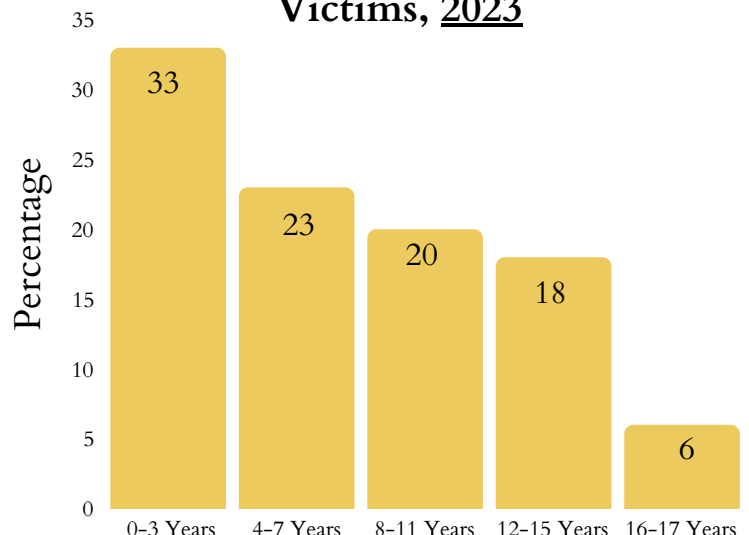
- **86%** = parents of the child.
- **14%** = non-parents or unknown relationship.

## Child victims (2023):

- **49%** = female; **51%** = male.

- Child fatalities decreased from **3** in 2022 to **0** in 2023.
- Wyoming reported **0** total child victim of sex trafficking.
- Post-response services given to **654** victims and **2,531** non-victims.

## Age Distribution of Maltreatment Victims, 2023



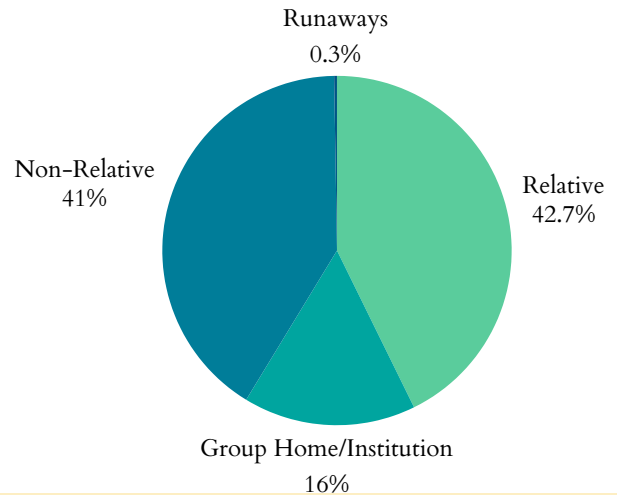
Published March 2025

# Wyoming's Children

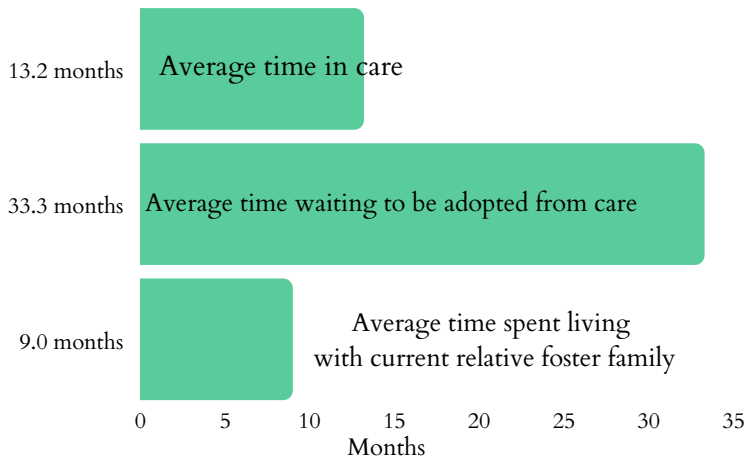
## Foster Care and Adoptions

- **1,525** total children were served by the foster care system in FY 2022.
- **756** in care as of 09/30/2022.
- During 2022, **716** children entered care and **769** exited.
- **109** children were adopted; **107** were waiting to be adopted.
- **9.6%** decrease in the number of children in care between 2021-2022. Adoptions from the system also increased by **3.8%** from 2021.

### Where are Children in Foster Care Staying? 2021

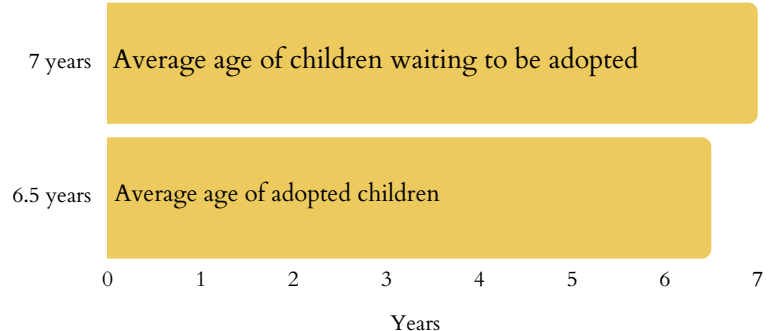


### Duration in Care, 2021



- In 2021, **18** children exited foster care due to age (**28.6%** decrease from 2020).
- **316** children were living with non-relatives; **329** stayed with a relative.
- **123** children were staying in group homes or institutions; **2** children classified as runaways.
- **4%** of households had a grandparent living with a grandchild.

### Adoption, 2020



**28.6%** The increase since 2020 in children transitioning from foster care to independence.

### Juvenile Justice

- **3,117** total arrests for children under 18 in 2019.
- **129** for Disorderly Conduct.
- **323** for Property Crimes.
- **489** for Drug Abuse Violations.
- **171** children lived in juvenile correction facilities in 2021 (increase from **147** kids in 2019; **16.3%** increase).

**16.3%** The increase since 2019 of children living in juvenile correction facilities.

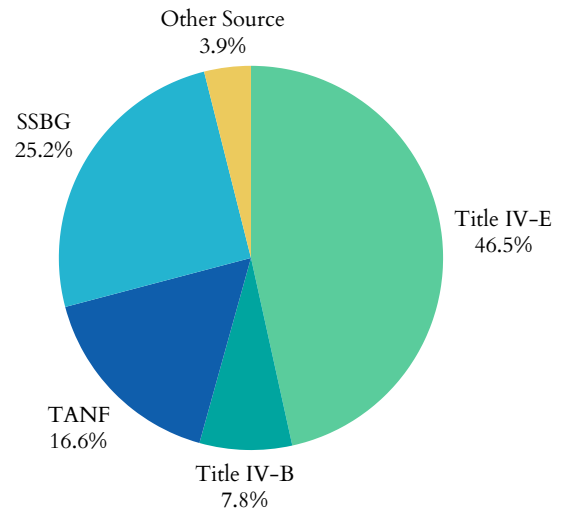


# Wyoming's Children

## Funding for Child Welfare Services

- Wyoming spent **\$11,574,872** on child welfare services in 2020
  - Child welfare services = direct and administrative services
- \$11,226,898** = from the federal government

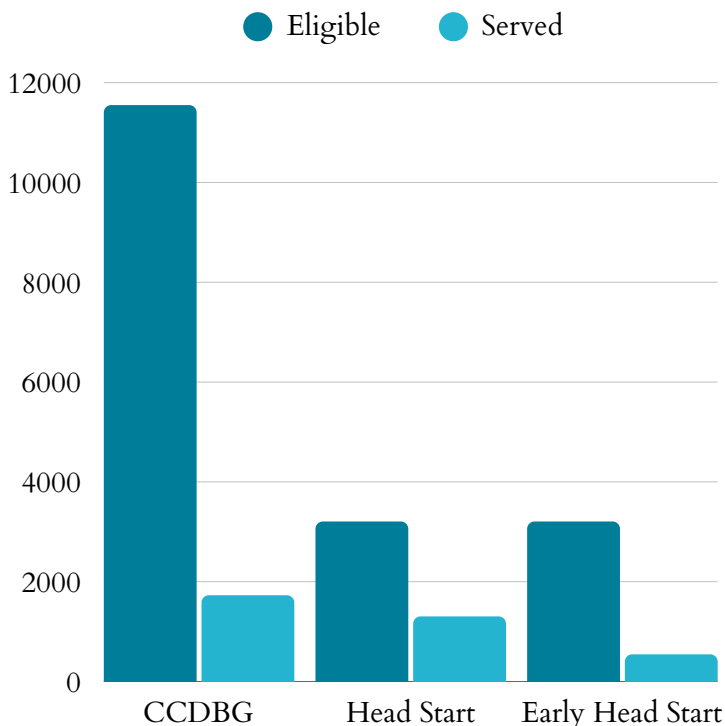
## Federal Funding Sources, 2020



The significant funding sectors of the **\$11,226,898** in federal funding received in Wyoming in 2020:

- \$3,421,422** as part of the Title IV-E Total Foster Care Program.
- \$1,099,118** as part of the Title IV-E Adoption Assistance Program.
- Wyoming's sum of expenditures for Social Service Block Grants in 2022 was **\$2,774,429**

## Child Care & Early Learning



- 41%** of Head Start eligible children are enrolled
- 17%** of Early Head Start eligible children are enrolled
- 15%** of Child Care & Development Block Grant eligible children 5 and under are served

- \$11,075** annual cost of center-based infant care
- \$9,475** annual cost of home-based infant care

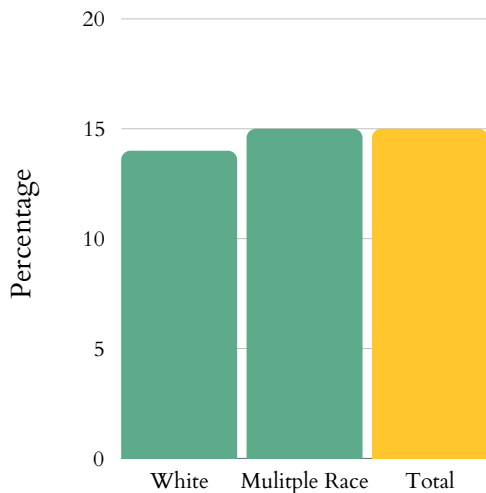


# Wyoming's Children

## Child Poverty

- 27,000 children lived with parents who lacked secure employment in 2023 (21% of all children).
- Average number of TANF recipients rose from 1,049 in 2022 to 1,117 in 2023 (6.4% increase).

### Child Poverty by Race or Ethnicity, 2023

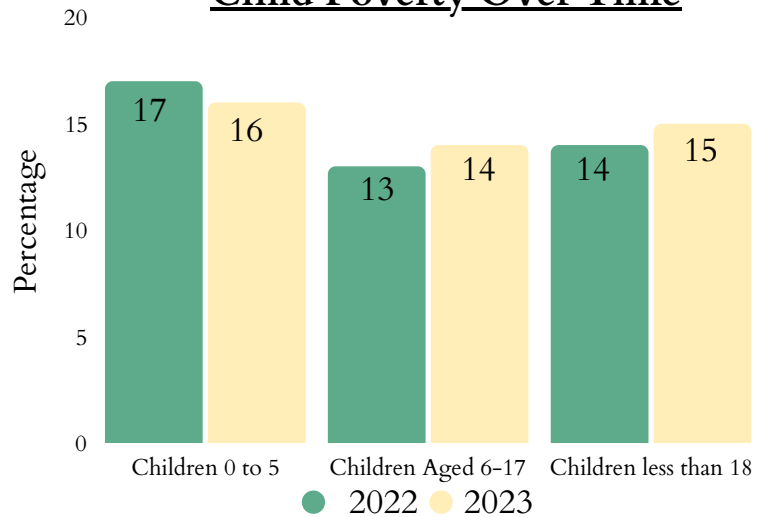


Note: Data unavailable for other races.

## HOUSING

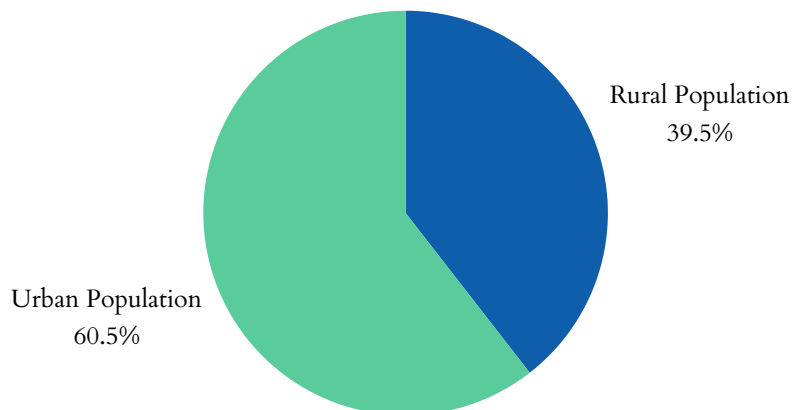
- 428 children, from birth to three-years-old, are experiencing homelessness (1.72%).
- 36.5% of households receiving the Low Income Housing Tax Credit report having at least one member under 18
- 21% of children lived in households with a high housing cost burden.
- 1,167 total Wyoming residents living in public housing

### Child Poverty Over Time



- The state spent \$5,228,827 on WIC in 2023, serving 7,571 people: an 8.5% increase in total participants and 1.4% increase in spending since 2022.
- 83,780 people were food insecure between 2021 and 2023, including 25,140 children.
- 48.7% of households receiving SNAP benefits in 2021 had children.

### Total Urban vs. Rural Population of Wyoming, 2020

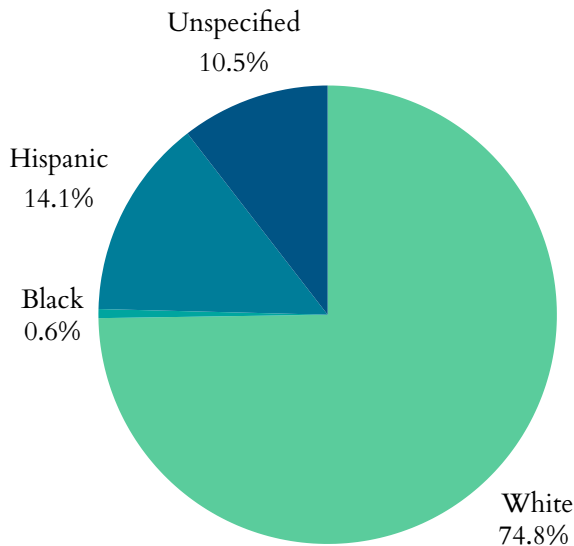


# Wyoming's Children

## Health

- **539** low birth-weight babies (<5.5lbs) born in 2023 (9.0% of births).
- **630** preterm births (<37wks) in 2022 (10.42% of births).
  - 10.19% of all White babies
  - 0% of all Black babies
- **246** births to mothers aged 15-19 in 2023 -- a rate of 13 in every 1,000 teen girls.
- **22** infants aged <1yr died in 2023; a rate of 3.7 per 1,000.

### Percentage of All Preterm Births by Race or Ethnicity, 2022



## Medicaid Expansion

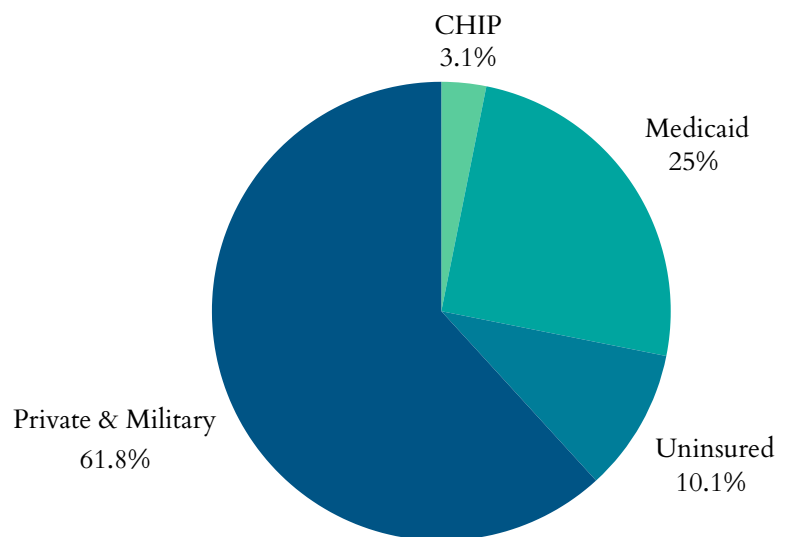
Wyoming is not a Medicaid expansion state.

## Maternal Mortality

- **7** Wyoming women died while pregnant, or within 42 days post pregnancy from any cause relating to or aggravated by said pregnancy, excluding accidents and incidents
- For every 100,000 live births in Wyoming, there is an unknown number of maternal deaths

- **10,000** children had no health insurance in 2023 (9% decrease from 2022).
- **45,000** children were enrolled in Medicaid in 2023 (37% increase from 2022).
- **4,996** children in Wyoming were in the state Children Health Insurance Program (CHIP) in 2021 (270% increase from 2020).

### Health Insurance Coverage for Children, 2021

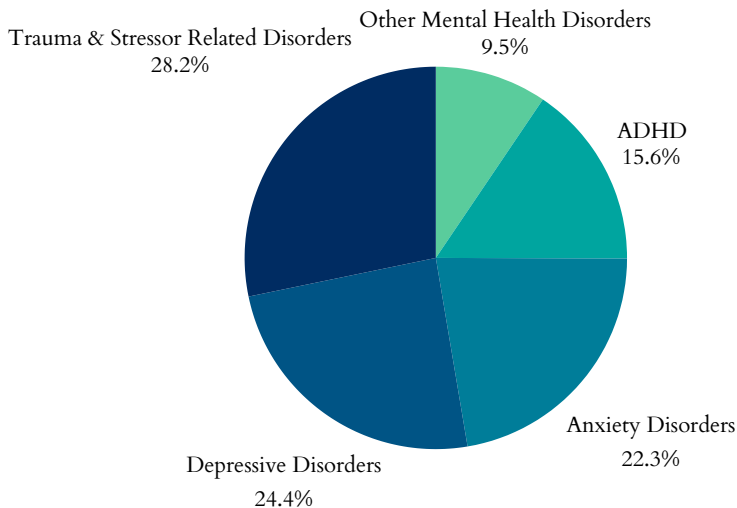


# Wyoming's Children

## Zero to Three

- 58.0% of babies live above low-income
- 25.9% of babies live at low income
- 16.1% of babies live in poverty
- 5.6% of babies live in deep poverty
- 81.6% of new parents have at least one parent working full time

### Top 5 Mental Health Diagnoses Among Children, 2022



## Plans for Safe Care

- In 2023, Wyoming reported 0 infants screened in with prenatal substance exposure.
- Plans of safe care were not needed.

Wyoming does have a Family First plan approved by the administration.

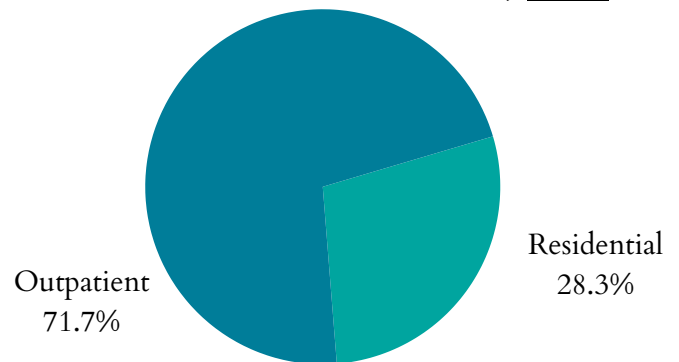
## Teens & Youth

- 2,000 youth (16-19yrs) were not in school nor working in 2023 (7%)
- Zero children <19yrs were killed by a firearm in Wyoming in 2020.

## Mental Health

- 3,243 children received mental health treatment in Wyoming in 2022 (0.2%)
- In 2022 there were 25.4 deaths from suicide per 100,000 adolescents aged 15-19 in Wyoming.

### Treatment Type for Youth with Substance Use Disorder, 2023



## Substance Use

- From 2015 to 2019, an average of 3,187 children in Wyoming (1.6% of the state's child population) lived with parents having a substance use disorder.
- On March 31st, 2023, 226 clients 18 and under were in treatment for SUD.

