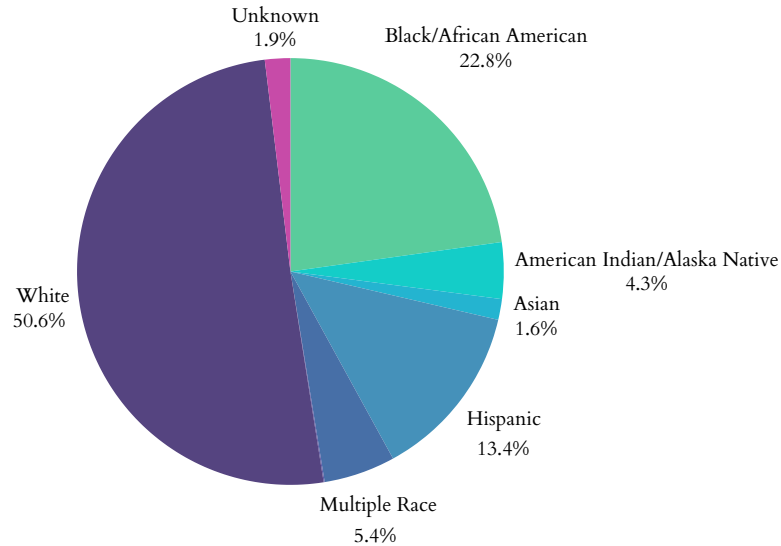


# Wisconsin's Children

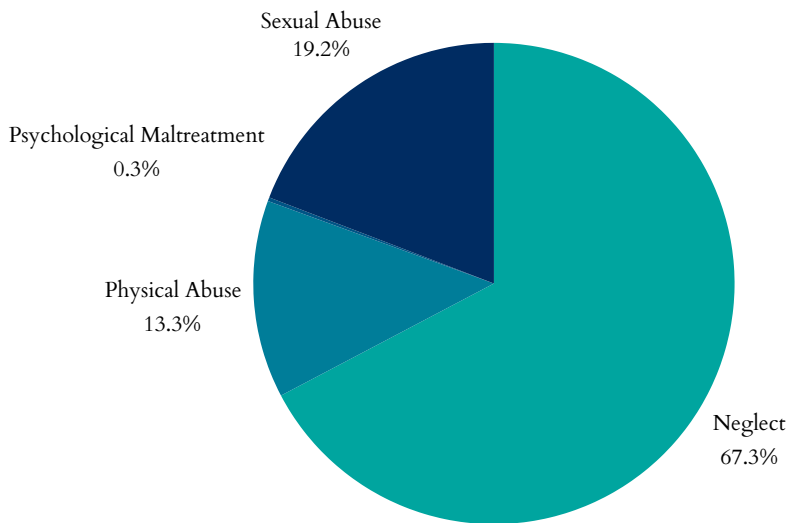
## Child Maltreatment

- In 2023, Wisconsin had 72,977 total referrals for child abuse and neglect. Of those, 21,270 were screened in for response by CPS.
- **3,694** were child victims of abuse or neglect, at a rate of 3.0 children per 1,000 (19.3% decrease since 2019).
- Of the 3,694 children, **3,075** were first-time victims.
- Largest age group of victims = **<1 years**, representing **362** of the 3,694 cases.

## Child Victims by Race or Ethnicity, 2023



## Types of Maltreatment Victims, 2023



## Perpetrators of child maltreatment (2023):

- **63%** = parents of the child.
- **37%** = non-parents or unknown relationship.

## Child victims (2023):

- **49%** = female; **51%** = male.

- Child fatalities increased from 21 in 2022 to 22 in 2023.
- Wisconsin reported **0** total child victim of sex trafficking.
- Post-response services given to **1,554** victims and **2,106** non-victims.

## Workforce

There are 5,410 child, family, and school social workers in Wisconsin with a median wage of **\$27.59** (compared to Wisconsin's minimum wage: \$7.25)

## Age Distribution of Maltreatment Victims, 2023



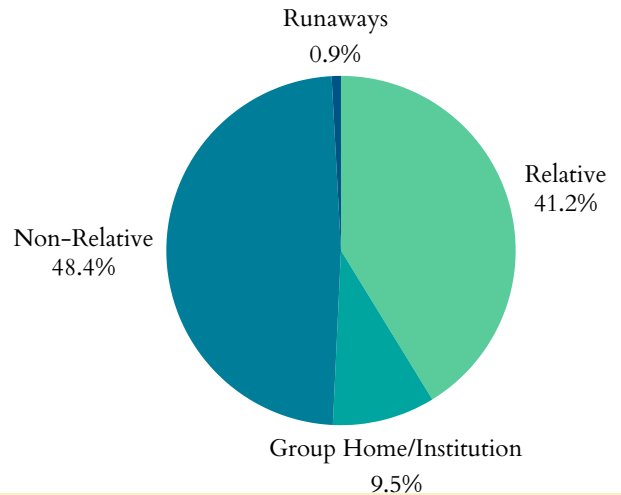
Published March 2025

# Wisconsin's Children

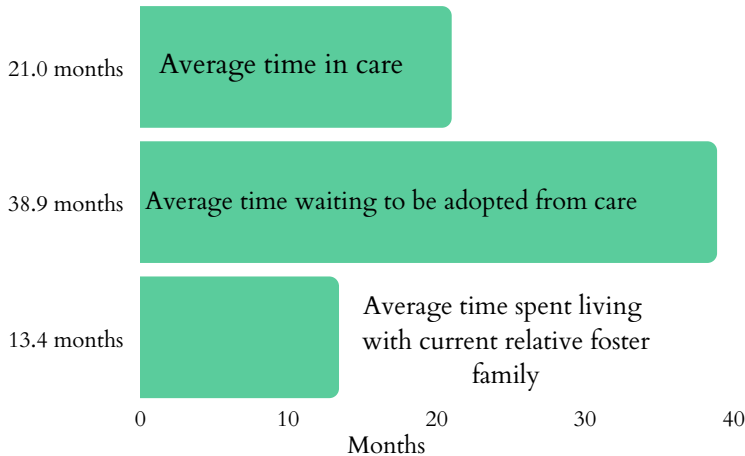
## Foster Care and Adoptions

- **10,290** total children were served by the foster care system in FY 2022.
- **6,622** in care as of 09/30/2022.
- During 2022, **3,615** children entered care and **3,669** exited.
- **649** children were adopted; **1,419** were waiting to be adopted.
- **2.2%** decrease in the number of children in care between 2021-2022. Adoptions from the system also decreased by **8.6%** from 2021.

### Where are Children in Foster Care Staying? 2021



### Duration in Care, 2021



- In 2021, **352** children exited foster care due to age (5.6% decrease from 2020).
- **3,159** children were living with non-relatives; **2,692** stayed with a relative.
- **620** children were staying in group homes or institutions; **56** children classified as runaways.
- **2%** of households had a grandparent living with a grandchild.

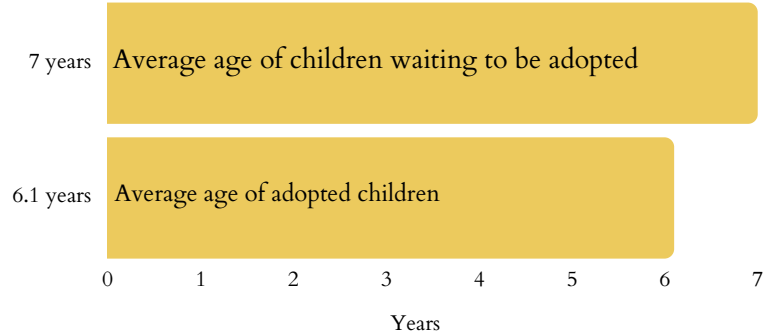
**5.6%**

The decrease since 2020 in children transitioning from foster care to independence.

### Juvenile Justice

- **33,383** total arrests for children under 18 in 2019.
- **6,763** for Disorderly Conduct.
- **3,872** for Property Crimes.
- **2,710** for Drug Abuse Violations.
- **417** children lived in juvenile correction facilities in 2021 (decrease from **477** kids in 2019; 12.6% decline).

### Adoption, 2020



**12.6%**

The decline since 2019 of children living in juvenile correction facilities.

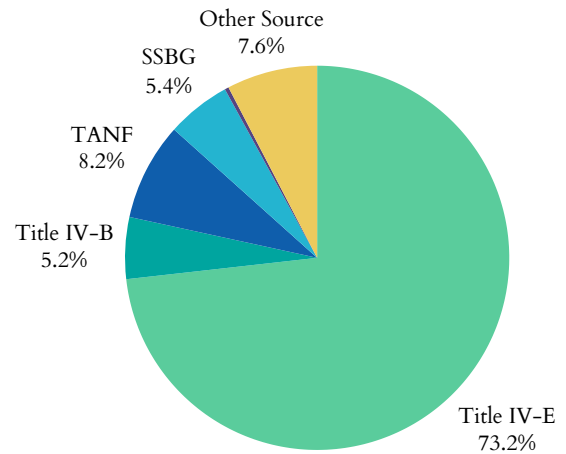


# Wisconsin's Children

## Funding for Child Welfare Services

- Wisconsin spent **\$515,411,824** on child welfare services in 2020
  - Child welfare services = direct and administrative services
- **\$172,086,158** = from the federal government
- **\$335,525,363** = from state and local funds

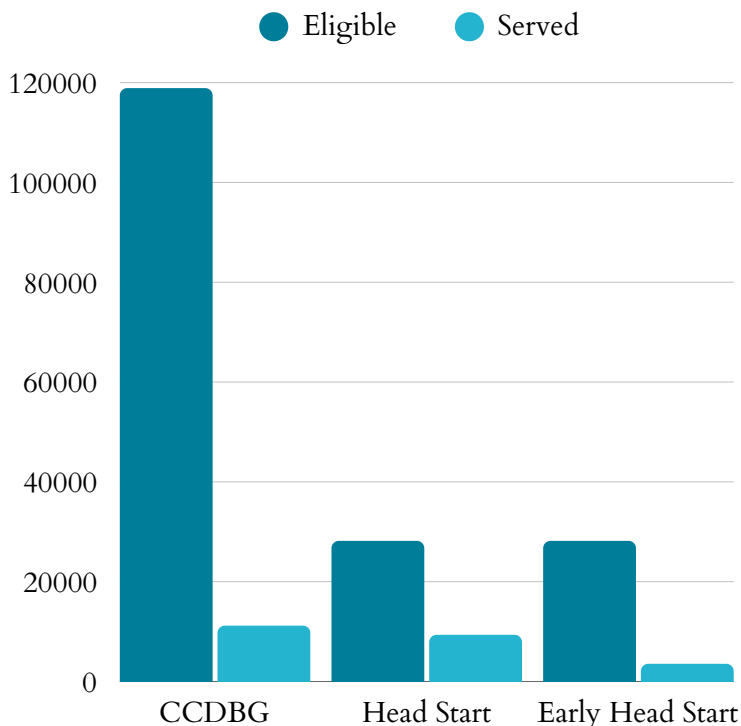
## Federal Funding Sources, 2020



The significant funding sectors of the **\$172,086,158** in federal funding received in Wisconsin in 2020:

- **\$35,185,195** as part of the Title IV-E Total Foster Care Program.
- **\$52,162,605** as part of the Title IV-E Adoption Assistance Program.
- Wisconsin's sum of expenditures for Social Service Block Grants in 2022 was **\$42,999,987**

## Child Care & Early Learning



- **33%** of Head Start eligible children are enrolled
- **13%** of Early Head Start eligible children are enrolled
- **9%** of Child Care & Development Block Grant eligible children 5 and under are served

- **\$13,572** annual cost of center-based infant care
- **\$10,400** annual cost of home-based infant care

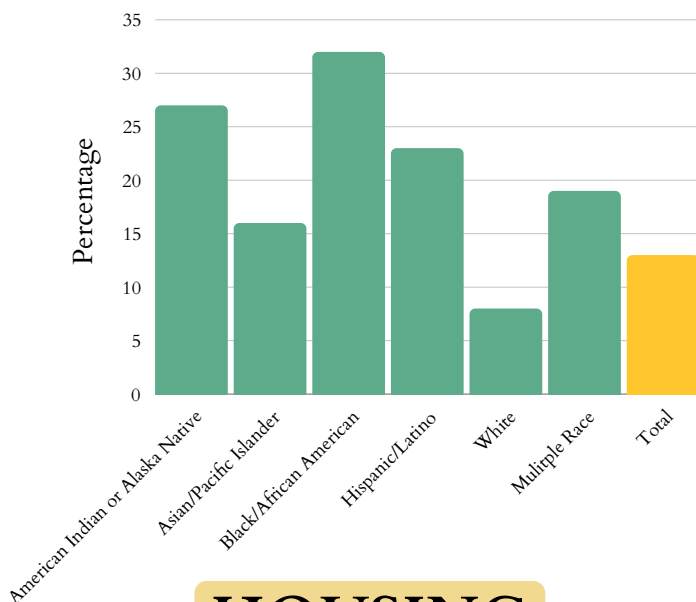


# Wisconsin's Children

## Child Poverty

- 251,000 children lived with parents who lacked secure employment in 2023 (20% of all children).
- Average number of TANF recipients rose from 24,721 in 2022 to 26,600 in 2023 (7.6% increase).

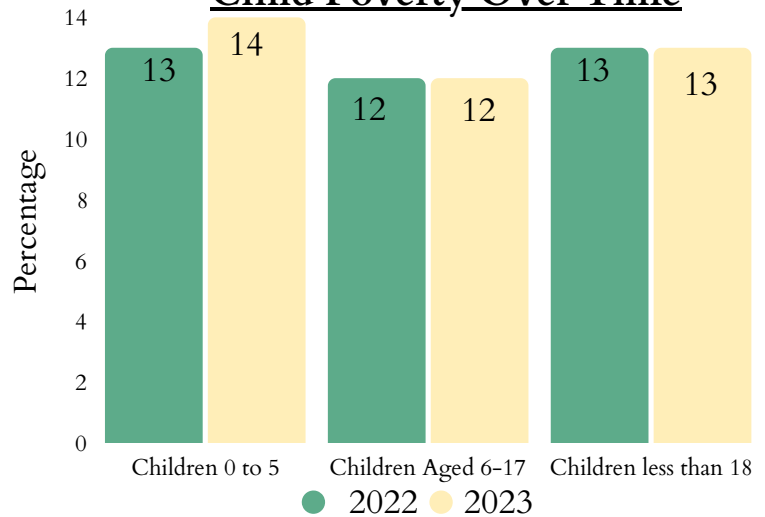
### Child Poverty by Race or Ethnicity, 2023



## HOUSING

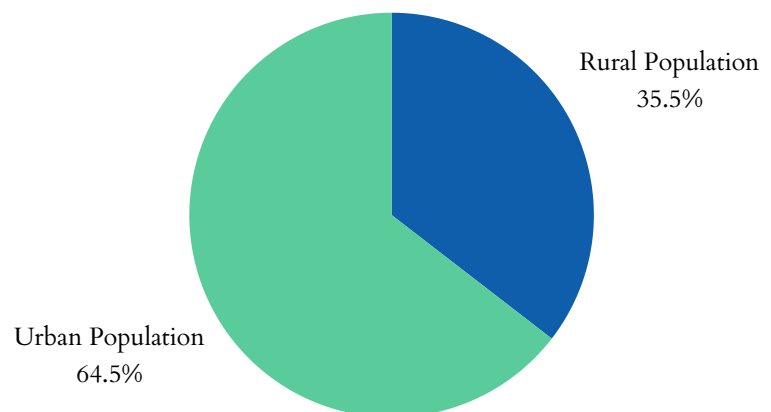
- 5,619 children, from birth to three-years-old, are experiencing homelessness (2.27%)
- 25.4% of households receiving the Low Income Housing Tax Credit report having at least one member under 18
- 22% of children lived in households with a high housing cost burden.
- 16,830 total Wisconsin residents living in public housing

### Child Poverty Over Time



- The state spent \$27,636,826 on WIC in 2023, serving 89,41 people: a 6% increase in total participants and 12% increase in spending since 2022.
- 617,790 people were food insecure between 2021 and 2023, including 204,750 children.
- 37.2% of households receiving SNAP benefits in 2021 had children.

### Total Urban vs. Rural Population of Wisconsin, 2020

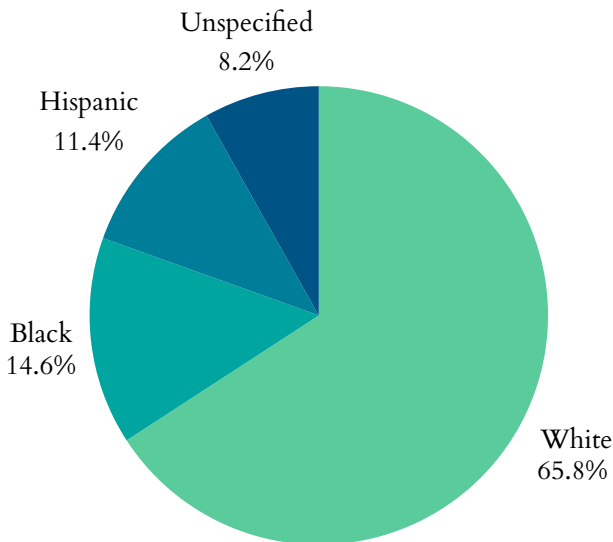


# Wisconsin's Children

## Health

- **4,685** low birth-weight babies (<5.5lbs) born in 2023 (7.8% of births).
- **6,157** preterm births (<37wks) in 2022 (10.26% of births).
  - 9.55% of all White babies
  - 15.9% of all Black babies
- **1,882** births to mothers aged 15-19 in 2023 -- a rate of 10 in every 1,000 teen girls.
- **348** infants aged <1yr died in 2023; a rate of 5.8 per 1,000.

### Percentage of All Preterm Births by Race or Ethnicity, 2022



## Medicaid Expansion

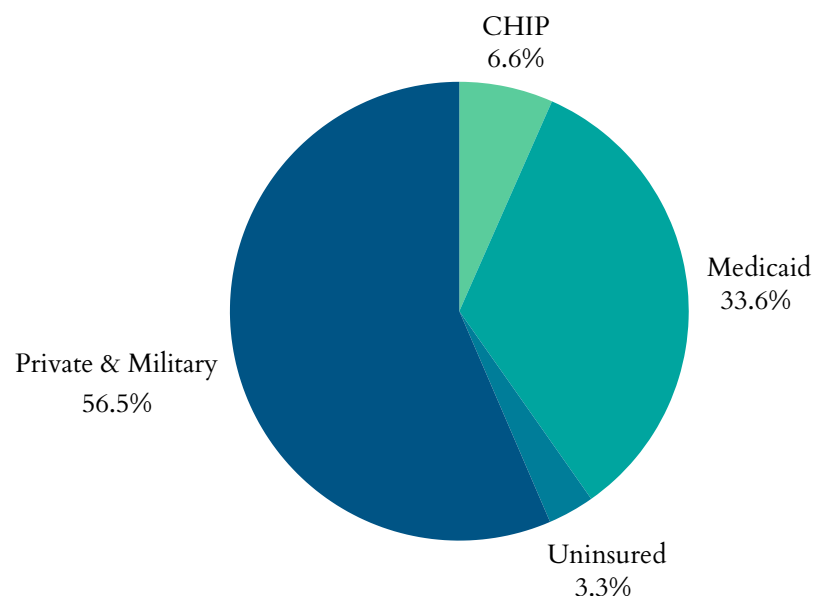
Wisconsin is not a Medicaid expansion state.

## Maternal Mortality

- **41** Wisconsin women died while pregnant, or within 42 days post pregnancy from any cause relating to or aggravated by said pregnancy, excluding accidents and incidents
- For every 100,000 live births in Wisconsin, there are **13** maternal deaths

- **54,000** children had no health insurance in 2023 (10% decrease from 2022).
- **446,000** children were enrolled in Medicaid in 2023 (3% increase from 2022).
- **108,981** children in Wisconsin were in the state Children Health Insurance Program (CHIP) in 2021 (37% decrease from 2020).

### Health Insurance Coverage for Children, 2021

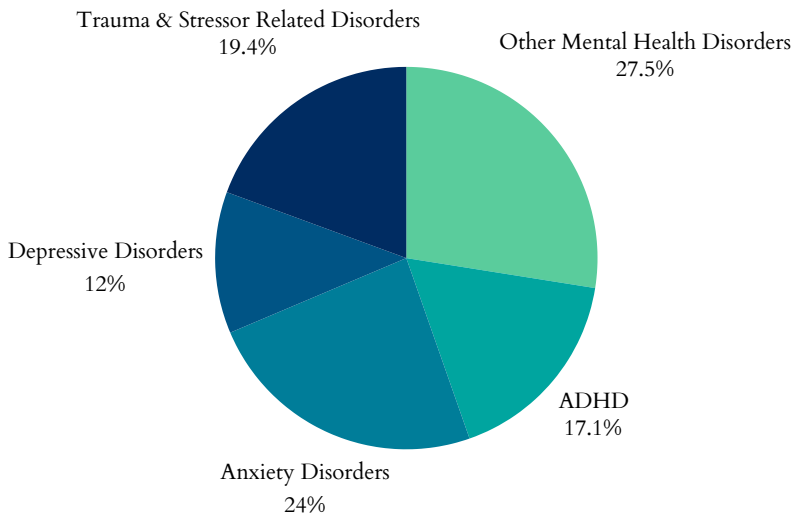


# Wisconsin's Children

## Zero to Three

- 67.5% of babies live above low-income
- 17.3% of babies live at low income
- 15.2% of babies live in poverty
- 7.4% of babies live in deep poverty
- 79.5% of new parents have at least one parent working full time

### Top 5 Mental Health Diagnoses Among Children, 2022



## Plans for Safe Care

- In 2023, Wisconsin reported 0 infants screened in with prenatal substance exposure.
- Plans of safe care were not needed.

Wisconsin does have a Family First plan approved by the administration.

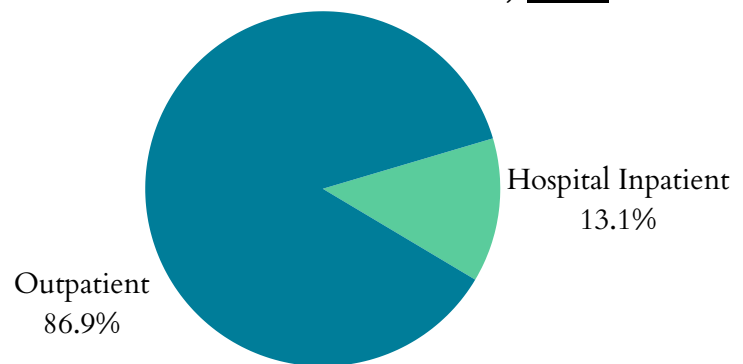
## Teens & Youth

- 17,000 youth (16-19yrs) were not in school nor working in 2023 (5%)
- Zero children <19yrs were killed by a firearm in Wisconsin in 2020.

## Mental Health

- 13,205 children received mental health treatment in Wisconsin in 2022 (0.7%)
- In 2022 there were 10.6 deaths from suicide per 100,000 adolescents aged 15-19 in Wisconsin.

### Treatment Type for Youth with Substance Use Disorder, 2023



## Substance Use

- From 2015 to 2019, an average of 32,758 children in Wisconsin (1.6% of the state's child population) lived with parents having a substance use disorder.
- On March 31st, 2023, 1,697 clients 18 and under were in treatment for SUD.

