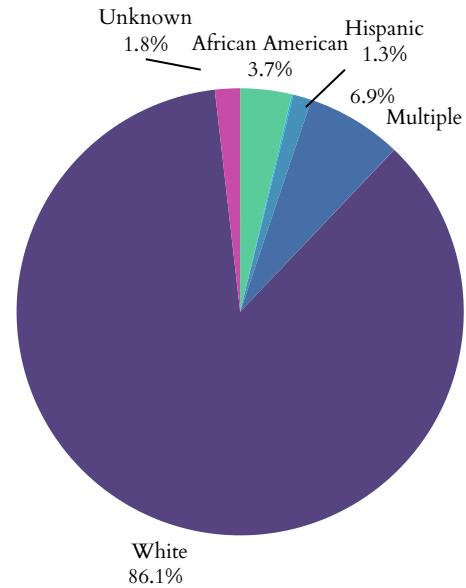


# West Virginia's Children

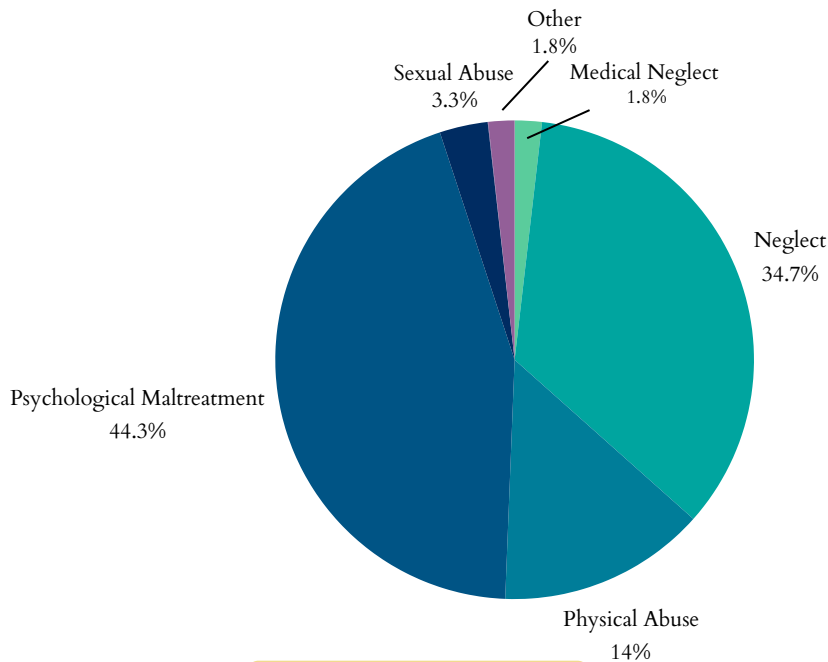
## Child Maltreatment

- In 2023, West Virginia had **20,873** total referrals for child abuse and neglect. Of those, **20,873** were screened in for response by CPS.
- **4,850** child victims of abuse or neglect, at a rate of **13.8** children per 1,000 (**27.9%** decrease since 2019).
- Of the **4,850** children, **4,462** were first-time victims.
- Largest age group of victims **<1 years**, representing **655** of the **4,850** cases.

## Child Victims by Race or Ethnicity, 2023



## Types of Maltreatment Victims, 2023



## Perpetrators of child maltreatment (2023):

- **92.3%** = parents of the child.
- **7.7%** = non-parents or unknown relationship.

## Child victims (2023):

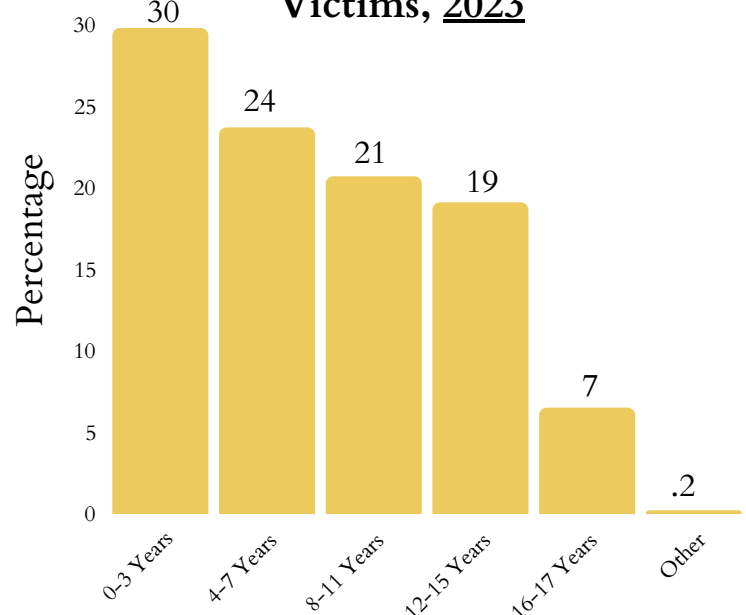
- **49.2%** = female; **50.2%** = male.

- Child fatalities stayed the same (**8** fatalities) in 2022 to 2023.
- West Virginia reported **1** total child victim of sex trafficking.
- Post-response services given to **3,669** victims and **3,213** non-victims.

## Workforce

There are **2,200** children, family, and school social workers in West Virginia with a mean wage of **\$22.24** (compared to West Virginia's minimum wage: **\$11.00**)

## Age Distribution of Maltreatment Victims, 2023



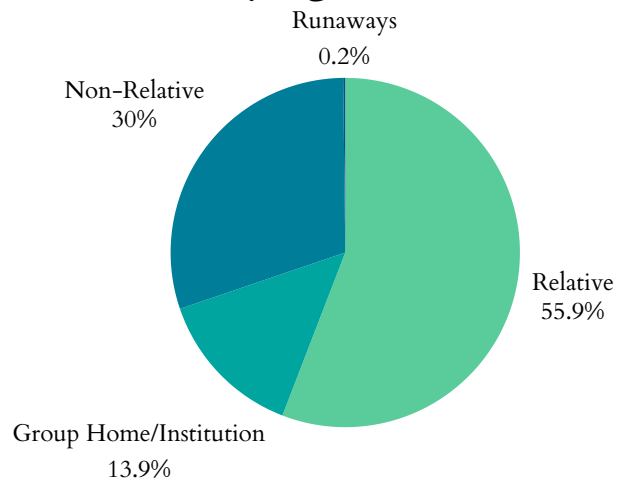
Published March 2025

# West Virginia's Children

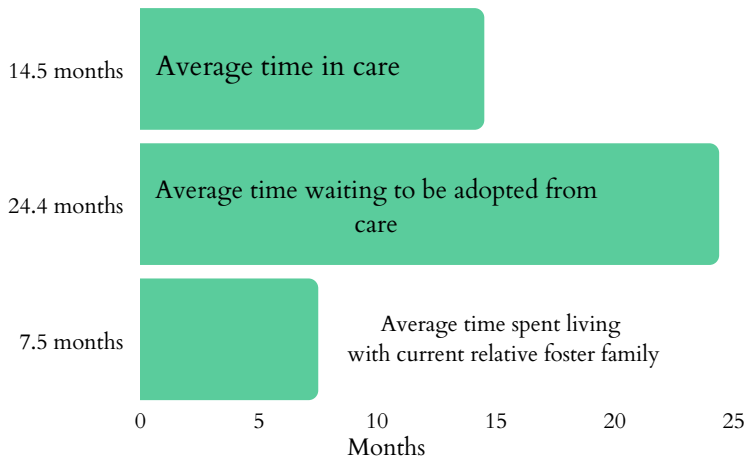
## Foster Care and Adoptions

- **11,495** total children were served by the foster care system in FY 2022.
- **6,952** in care as of 09/30/2022.
- During 2022, **4,471** children entered care and **4,543** exited.
- **1,831** children were adopted; **2,312** were waiting to be adopted.
- **2.8%** decrease in the number of children in care between 2021-2022. Adoptions from the system decreased by **1.3%** from 2021.

### Where are Children in Foster Care Staying? 2021



### Duration in Care, 2021



- In 2021, **94** children exited foster care due to age (**2.1%** decrease from 2020).
- **2,066** children were living with non-relatives; **3,842** stayed with a relative.
- **957** children were staying in group homes or institutions; **13** children classified as runaways.
- **2%** of households had a grandparent living with a grandchild.


**2.1%**

The increase since 2020 in children transitioning from foster care to independence.

## Juvenile Justice

- **292** total arrests for children under 18 in 2019.
- **8** for Disorderly Conduct.
- **29** for Property Crimes.
- **53** for Drug Abuse Violations.
- **345** children lived in juvenile correction facilities in 2021 (decrease from **483** kids in 2019; **28.6%** decline).

### Adoption, 2020



**28.6%**

The decline since 2019 of children living in juvenile correction facilities.

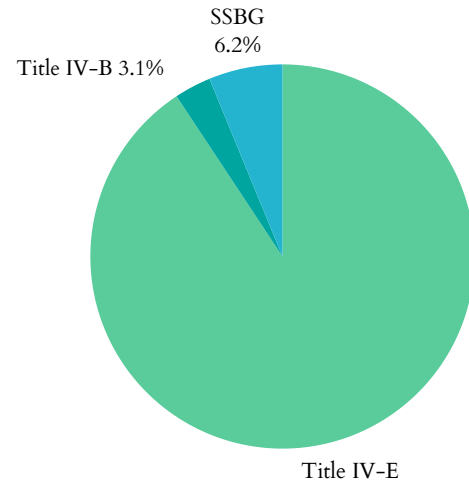


# West Virginia's Children

## Funding for Child Welfare Services

- West Virginia spent **\$186,438,889.97** on child welfare services in 2020.
  - Child welfare services = direct and administrative services
- **\$132,978,431.00** = from the federal government
- **\$53,460,458.97** = from state and local funds.

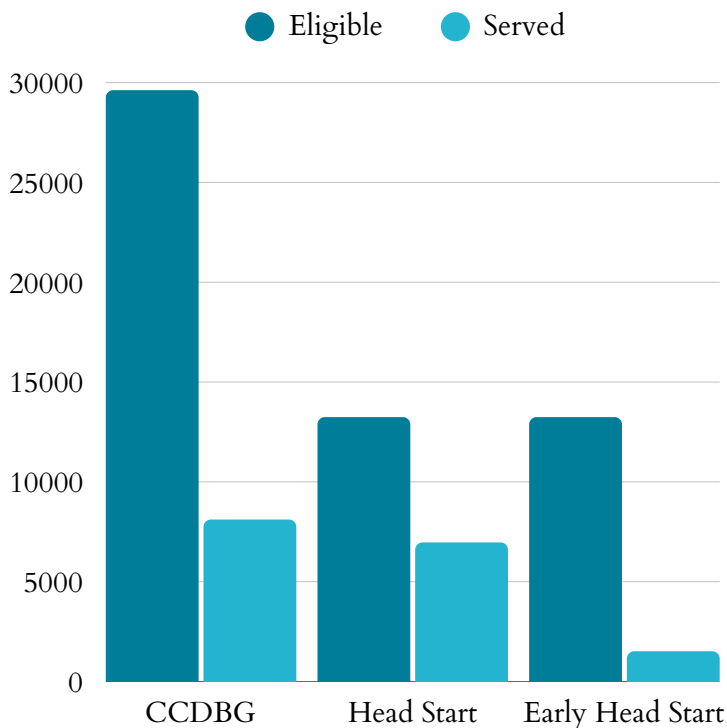
### Federal Funding Sources, 2021



The significant funding sectors of the **\$132,978,431.00** in federal funding received in West Virginia in 2020:

- **\$68,952,621.00** as part of the Title IV-E Total Foster Care Program.
- **\$56,618,472.00** as part of the Title IV-E Adoption Assistance Program.
- West Virginia's sum of expenditures for Social Service Block Grants in 2022 was **\$19,592,485**

## Child Care & Early Learning



- **53%** of Head Start eligible children are enrolled
- **11%** of Early Head Start eligible children are enrolled
- **27%** of Child Care & Development Block Grant eligible children 5 and under are served

- **\$10,140** annual cost of center-based infant care
- **\$8,320** annual cost of home-based infant care

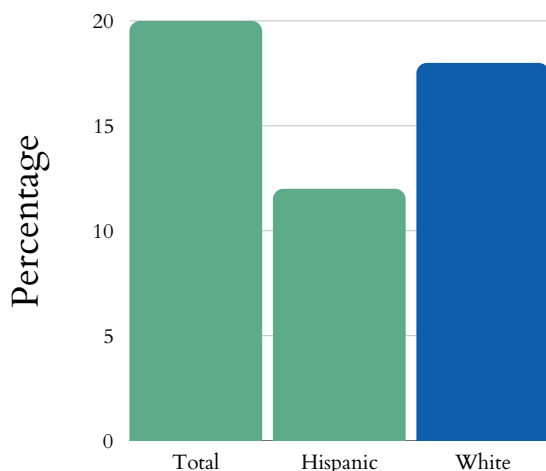


# West Virginia's Children

## Child Poverty

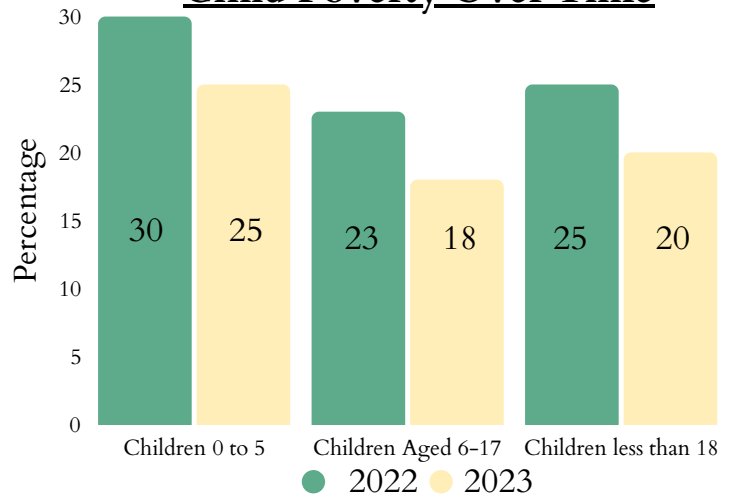
- **104,000** children lived with parents who lacked secure employment in 2023 (30% of all children).
- Average number of TANF recipients decreased from **10,997** in 2021 to **10,305** in 2022 (6.3% decrease).

### Child Poverty by Race or Ethnicity, 2023



Note: Data unavailable for other races.

### Child Poverty Over Time

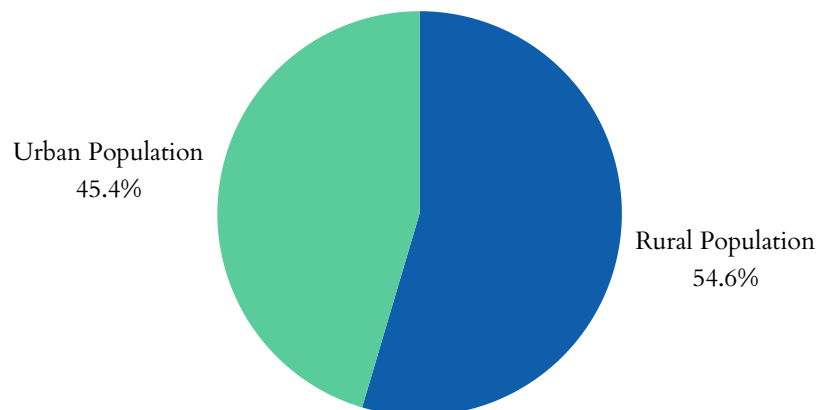


- The state spent **\$19,910,367** on WIC in 2023, serving **37,048** people: a 9.1% increase in total participants and a 14.9% increase in spending since 2022.
- **243,885** people were food insecure between 2021 and 2023, including 18.1% of children.
- **37.3%** of households receiving SNAP benefits in 2021 had children.

## HOUSING

- **2,869** children, from birth to three-years-old, are experiencing homelessness (4.1%)
- **30.1%** of households receiving the Low Income Housing Tax Credit report having at least one member under 18
- **19%** of children lived in households with a high housing cost burden.
- **10,925** total West Virginia residents living in public housing

### Total Urban vs. Rural Population of West Virginia, 2020

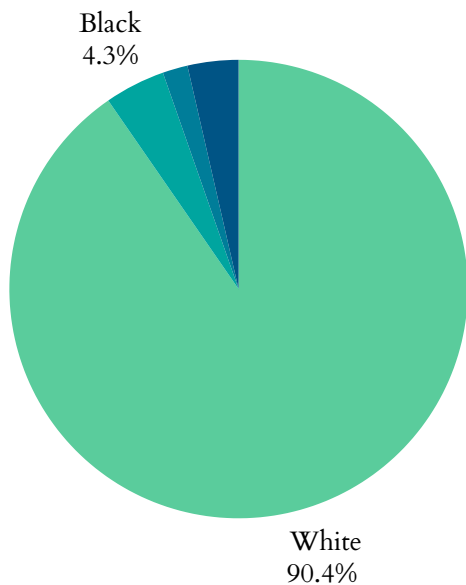


# West Virginia's Children

## Health

- 1,628 low birth-weight babies (<5.5lbs) born in 2023 (9.8% of births).
- 2,202 preterm births (<37wks) in 2021 (12.8%).
  - 12.7% of all White babies
  - 17.3% of all Black babies
- 973 births to mothers aged 15-19 in 2023 – a rate of 18 in every 1,000 teen girls.
- 96 infants aged <1yr died in 2023 -- a rate of 6 per 1,000.

Percentage of All Preterm Births by Race or Ethnicity, 2021



## Medicaid Expansion

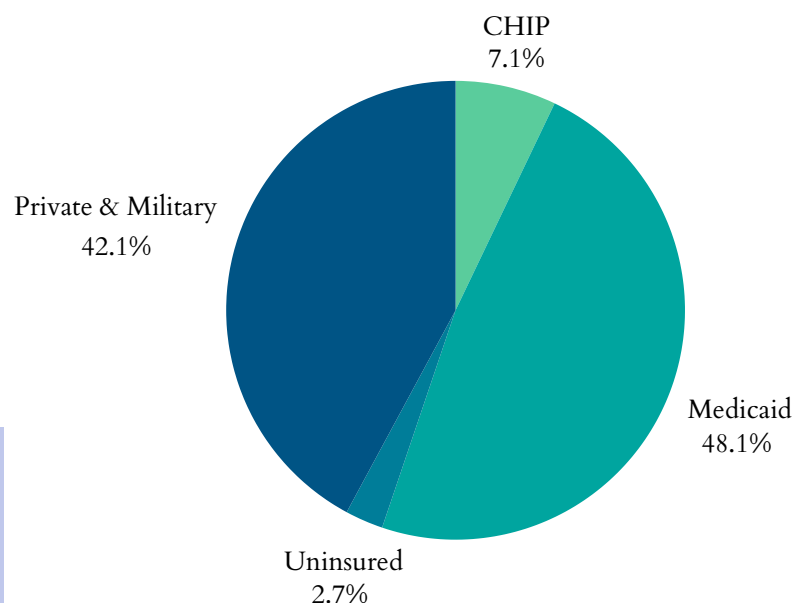
West Virginia is a Medicaid expansion state, implemented on 1/1/2014.

## Maternal Mortality

- 21 West Virginia women died while pregnant, or within 42 days post pregnancy from any cause relating to or aggravated by said pregnancy, excluding accidents and incidents
- For every 100,000 live births in West Virginia, there are 24 maternal deaths

- 11,000 children had no health insurance in 2023.
- 232,842 children were enrolled in Medicaid in 2021 (3.8% increase from 2020).
- 34,417 children in West Virginia were in the state Children Health Insurance Program (CHIP) in 2021 (6.7% decrease from 2020).

Health Insurance Coverage for Children, 2021

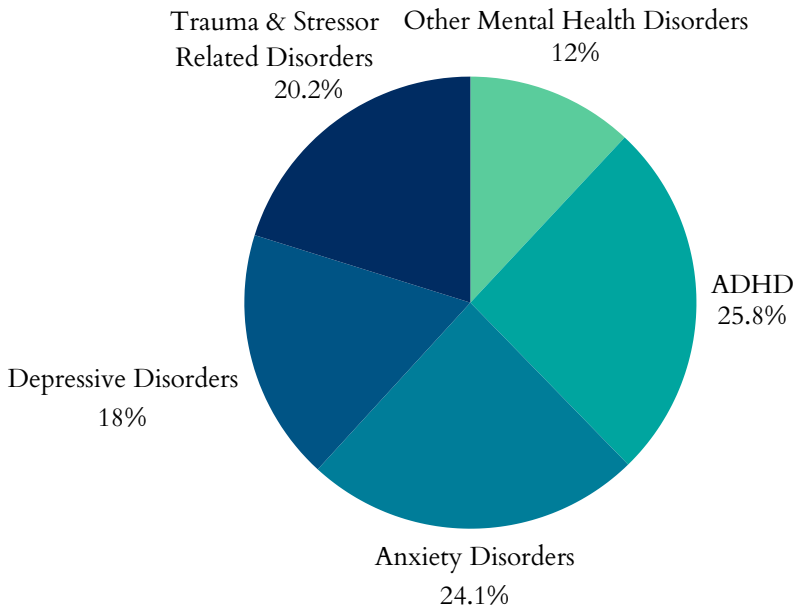


# West Virginia's Children

## Zero to Three

- 50.7% of babies live above low-income
- 25.8% of babies live at low income
- 23.6% of babies live in poverty
- 14.1% of babies live in deep poverty
- 70.6% of new parents have at least one parent working full time

### Top 5 Mental Health Diagnoses Among Children, 2022



### Plans for Safe Care

- In 2023, West Virginia reported 286 infants screened in with prenatal substance exposure.
- West Virginia reported 108 plans of safe care for screened-in infants.

West Virginia has a Family First plan approved by the administration.

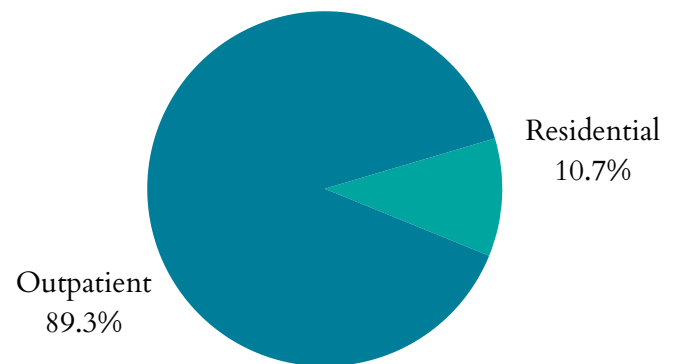
## Teens & Youth

- 8,000 youth (16-19yrs) were not in school nor working in 2022 (9%)
- 12 children out of 100,000 <19yrs were killed by a firearm in West Virginia in 2022.

## Mental Health

- 2,395 children received mental health treatment in West Virginia in 2022 (0.1%)
- In 2022, there were 9.4 deaths by suicide per 100,000 adolescents aged 15-19 in West Virginia.

### Treatment Type for Youth with Substance Use Disorder, 2023



### Substance Use

- From 2015 to 2019, an average of 10,196 children in West Virginia (1.9% of the state's child population) lived with parents having a substance use disorder.
- On March 31st, 2023, 661 clients 18 and under were in treatment for SUD.

