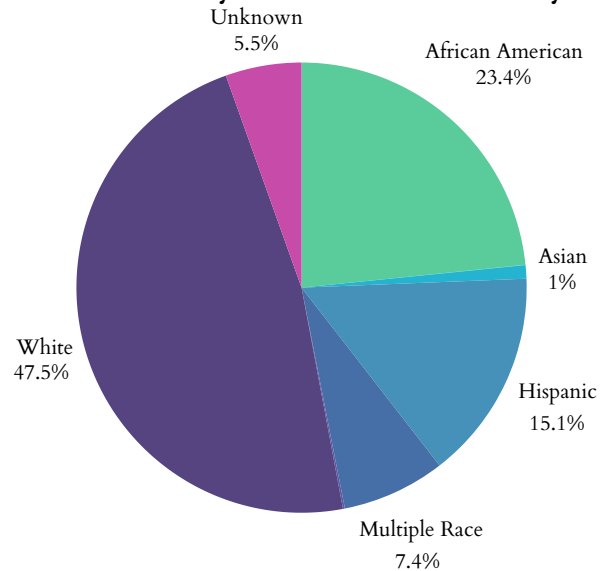


Virginia's Children

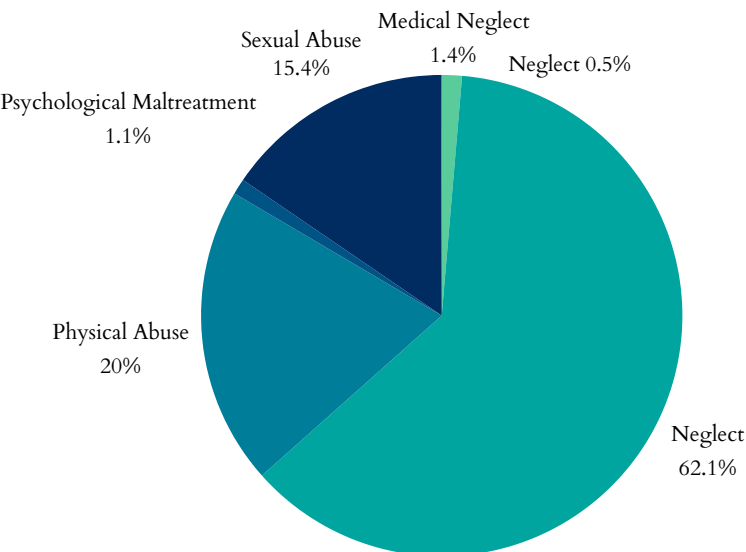
Child Maltreatment

- In 2023, Virginia had **90,952** total referrals for child abuse and neglect. Of those, **34,852** were screened in for response by CPS.
- **4,342** child victims of abuse or neglect, at a rate of **2.4** children per 1,000 (**29.5%** decrease since 2019).
- Of the **4,342** children, **4,121** were first-time victims.
- Largest age group of victims **<1 years**, representing **559** of the **4,342** cases.

Child Victims by Race or Ethnicity, 2023



Types of Maltreatment Victims, 2023



Perpetrators of child maltreatment (2023):

- **90.9%** = parents of the child.
- **9.1%** = non-parents or unknown relationship.

Child victims (2023):

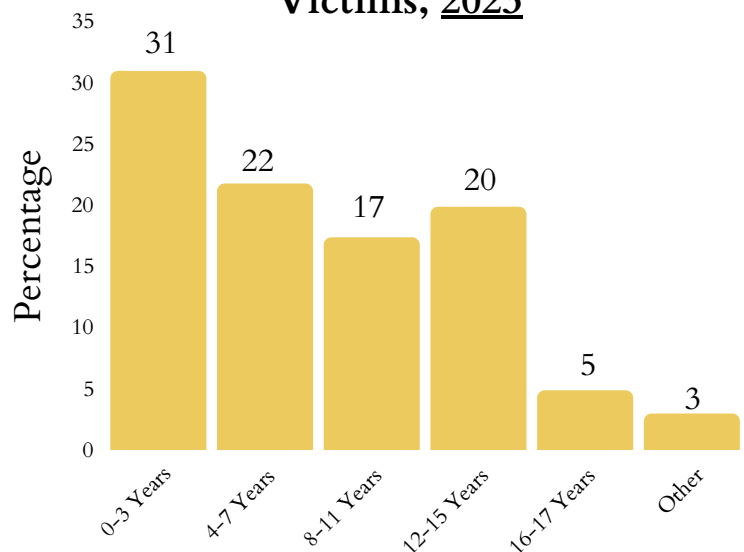
- **54.3%** = female; **45.7%** = male.

- Child fatalities increased from **51** in 2022 to **55** in 2023.
- Texas reported **178** total child victims of sex trafficking.
- Post-response services given to **1,622** victims and **13,395** non-victims.

Workforce

There are **8,590** children, family, and school social workers in Virginia with a mean wage of **\$29.65** (compared to Virginia's minimum wage: **\$12.41**)

Age Distribution of Maltreatment Victims, 2023



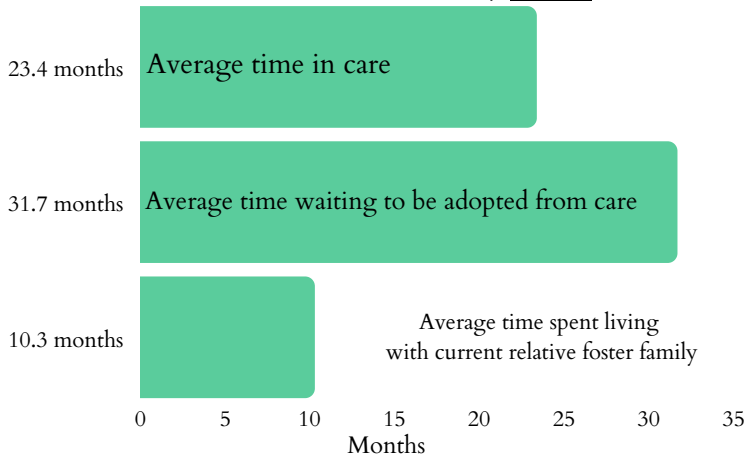
Published March 2025

Virginia's Children

Foster Care and Adoptions

- **7,279** total children were served by the foster care system in FY 2022.
- **5,039** in care as of 09/30/2022.
- During 2022, **2,372** children entered care and **2,240** exited.
- **792** children were adopted; **1,810** were waiting to be adopted.
- **1.2%** increase in the number of children in care between 2021-2022. Adoptions from the system decreased by **9.8%** from 2021.

Duration in Care, 2021



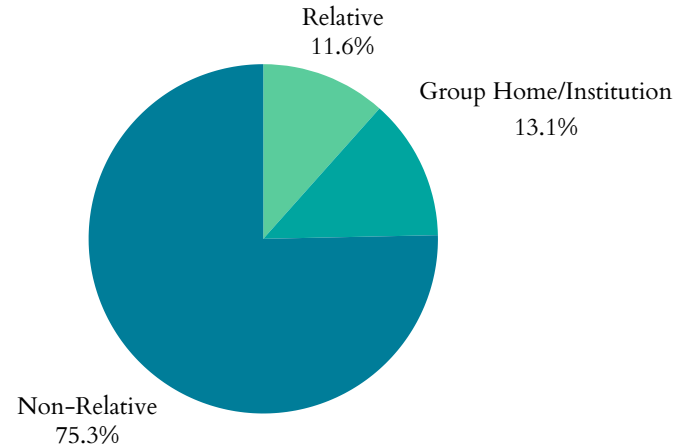
24%

The increase since 2020 in children transitioning from foster care to independence.

Juvenile Justice

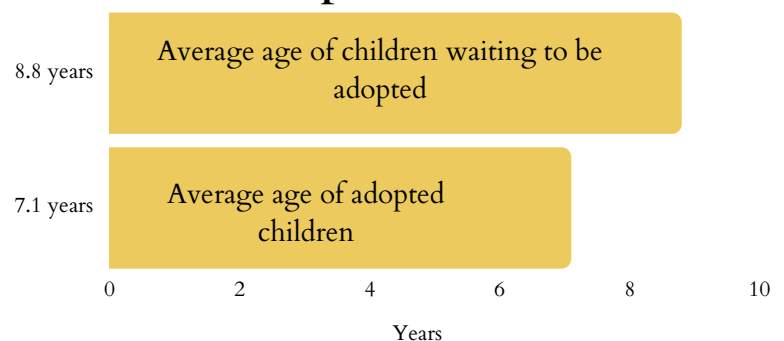
- **15,992** total arrests for children under 18 in 2019.
- **497** for Disorderly Conduct.
- **2,783** for Property Crimes.
- **1,852** for Drug Abuse Violations.
- **558** children lived in juvenile correction facilities in 2021 (decrease from **918** kids in 2019; **39%** decline).

Where are Children in Foster Care Staying? 2021



- In 2021, **413** children exited foster care due to age (**24%** decrease from 2020).
- **3,094** children were living with non-relatives; **476** stayed with a relative.
- **537** children were staying in group homes or institutions; **zero** children classified as runaways.
- **3%** of households had a grandparent living with a grandchild.

Adoption, 2020



39%

The decline since 2019 of children living in juvenile correction facilities.

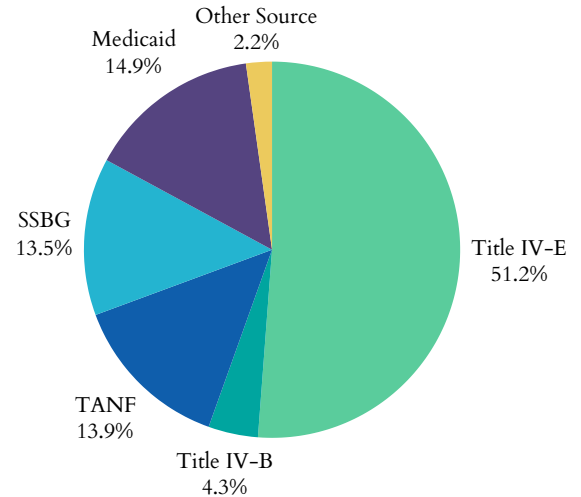


Virginia's Children

Funding for Child Welfare Services

- Virginia spent **\$757,251,768.24** on child welfare services in 2020.
 - Child welfare services = direct and administrative services
- **\$285,153,384.27** = from the federal government
- **\$470,746,276.97** = from state and local funds.

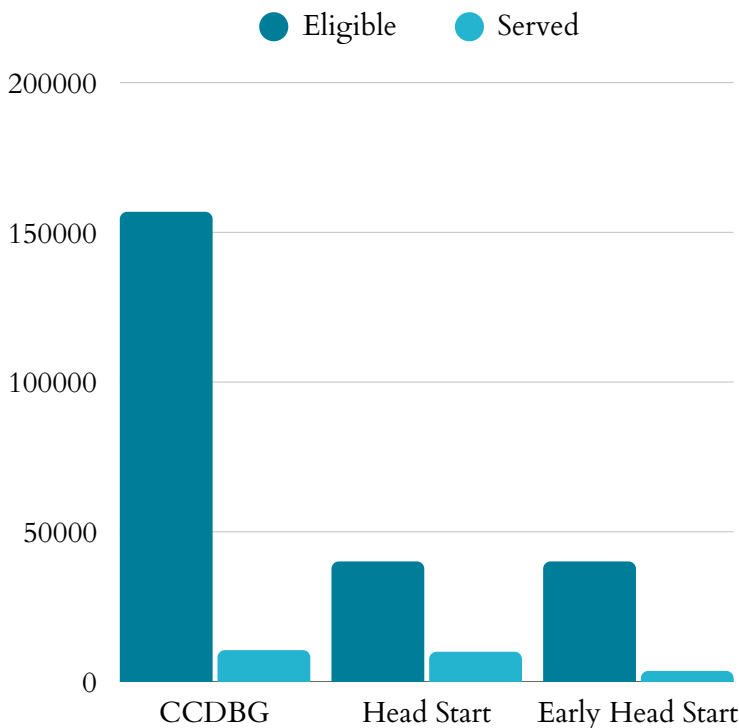
Federal Funding Sources, 2020



The significant funding sectors of the **\$285,153,384.27** in federal funding received in Virginia in 2020:

- **\$72,987,184.74** as part of the Title IV-E Total Foster Care Program.
- **\$70,687,785.77** as part of the Title IV-E Adoption Assistance Program.
- Virginia's sum of expenditures for Social Service Block Grants in 2022 was **\$57,289,922**

Child Care & Early Learning



- **25%** of Head Start eligible children are enrolled
- **9%** of Early Head Start eligible children are enrolled
- **7%** of Child Care & Development Block Grant eligible children 5 and under are served

- **\$16,397** annual cost of center-based infant care
- **\$12,158** annual cost of home-based infant care

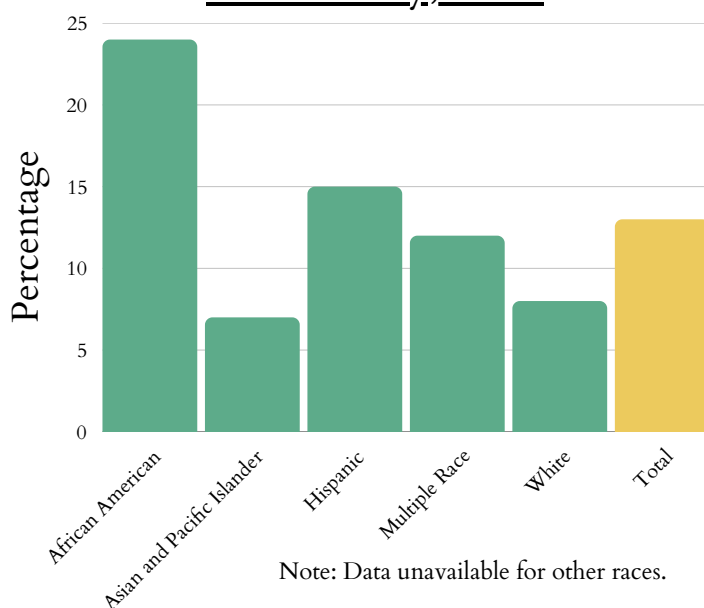


Virginia's Children

Child Poverty

- **407,000** children lived with parents who lacked secure employment in 2023 (22% of all children).
- Average number of TANF recipients increased from **33,269** in 2021 to **37,698** in 2022 (13.3% increase).

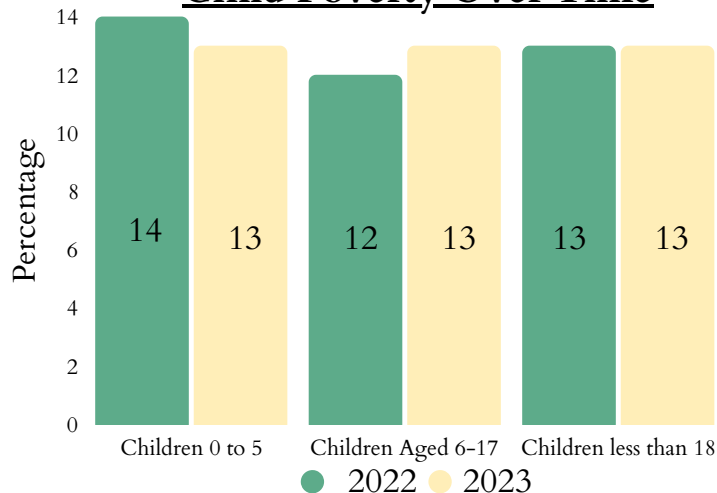
Child Poverty by Race or Ethnicity, 2023



HOUSING

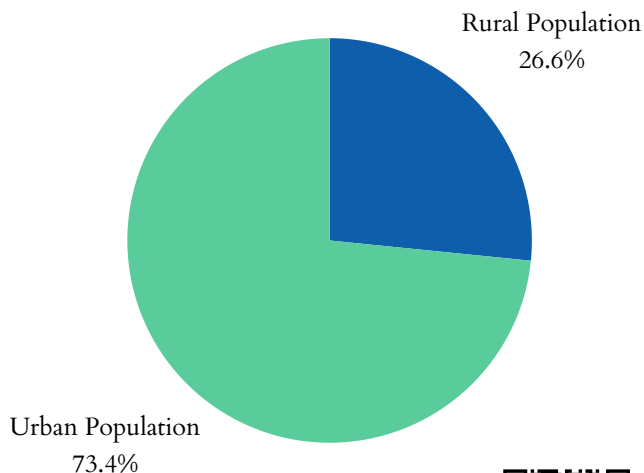
- **5,418** children, from birth to three-years-old, are experiencing homelessness (1.40%)
- **38.1%** of households receiving the Low Income Housing Tax Credit report having at least one member under 18
- **28%** of children lived in households with a high housing cost burden.
- **25,033** total Virginia residents living in public housing

Child Poverty Over Time



- The state spent **\$68,905,844** on WIC in 2023, serving **123,107** people: a 1.6% increase in total participants and a 21.5% increase in spending since 2022.
- **859,376** people were food insecure between 2021 and 2023, including 12.6% of children.
- **44.9%** of households receiving SNAP benefits in 2021 had children.

Total Urban vs. Rural Population of Virginia, 2020



Virginia's Children

Health

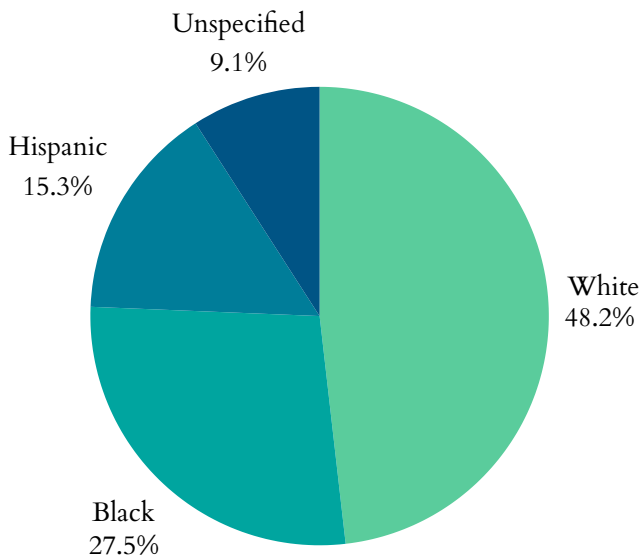
- **7,812** low birth-weight babies (<5.5lbs) born in 2023 (8.4% of births).
- **9,480** preterm births (<37wks) in 2021 (9.9%).
 - 8.8% of all White babies
 - 13.6% of all Black babies
- **3,037** births to mothers aged 15–19 in 2023 -- a rate of 11 in every 1,000 teen girls.
- **534** infants aged <1yr died in 2023 -- a rate of 6 per 1,000.

Maternal Mortality

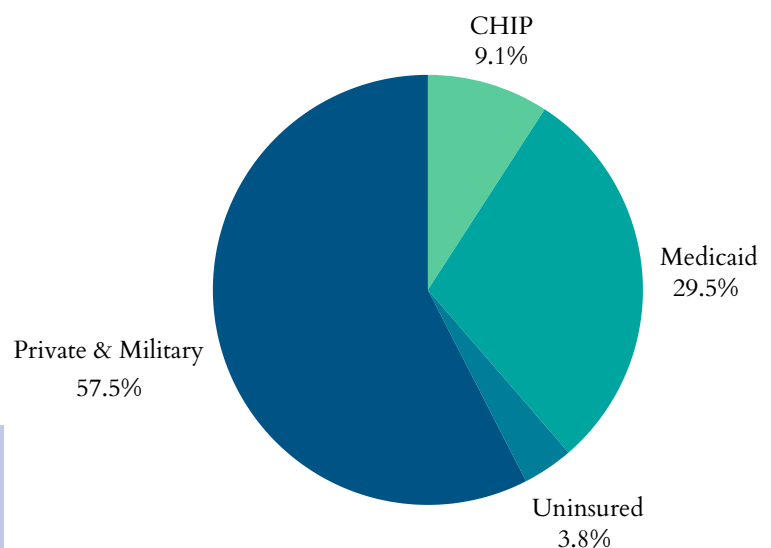
- **158** Virginia women died while pregnant, or within 42 days post pregnancy from any cause relating to or aggravated by said pregnancy, excluding accidents and incidents
- For every 100,000 live births in Virginia, there are 33 maternal deaths

- **92,000** children had no health insurance in 2023 (a 5.7% increase from 2022).
- **714,419** children were enrolled in Medicaid in 2021 (3.7% increase from 2020).
- **221,231** children in Virginia were in the state Children Health Insurance Program (CHIP) in 2021 (7.6% decrease from 2020).

Percentage of All Preterm Births by Race or Ethnicity, 2021



Health Insurance Coverage for Children, 2021



Medicaid Expansion

Virginia is a Medicaid expansion state, implemented on 1/1/2019.

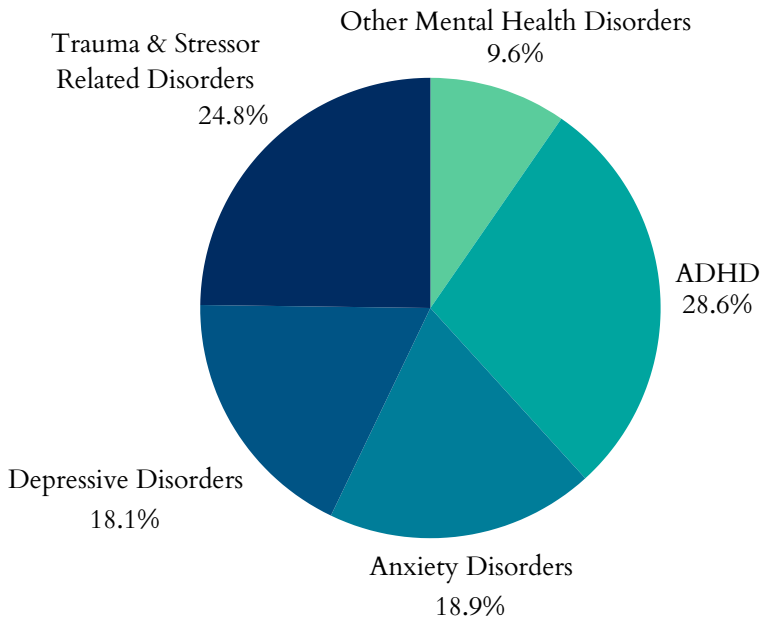


Virginia's Children

Zero to Three

- 69.4% of babies live above low-income
- 16.1% of babies live at low income
- 14.5% of babies live in poverty
- 8% of babies live in deep poverty
- 81.4% of new parents have at least one parent working full time

Top 5 Mental Health Diagnoses Among Children, 2022



Plans for Safe Care

- In 2023, Virginia reported 13 infants screened in with prenatal substance exposure.
- Virginia reported 7 plans of safe care for screened-in infants.

Virginia has a Family First plan approved by the administration.

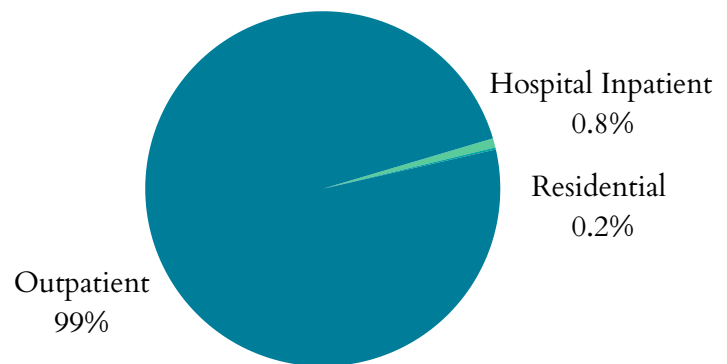
Teens & Youth

- 26,000 youth (16-19yrs) were not in school nor working in 2022 (6%)
- 127 children <19yrs were killed by a firearm in Virginia in 2022.

Mental Health

- 33,932 children received mental health treatment in Virginia in 2022 (1.8%)
- In 2022, there were 12.1 deaths by suicide per 100,000 adolescents aged 15-19 in Virginia.

Treatment Type for Youth with Substance Use Disorder, 2023



Substance Use

- From 2015 to 2019, an average of 33,438 children in Virginia (1.3% of the state's child population) lived with parents having a substance use disorder.
- On March 31st, 2023, 1,070 clients 18 and under were in treatment for SUD

