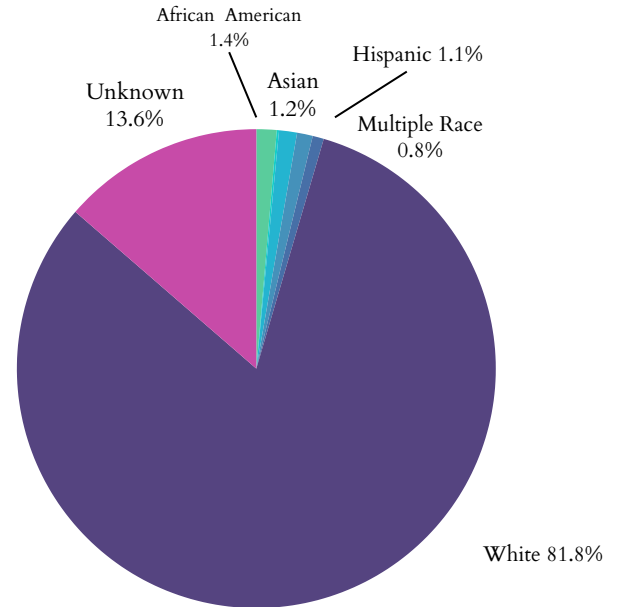


Vermont's Children

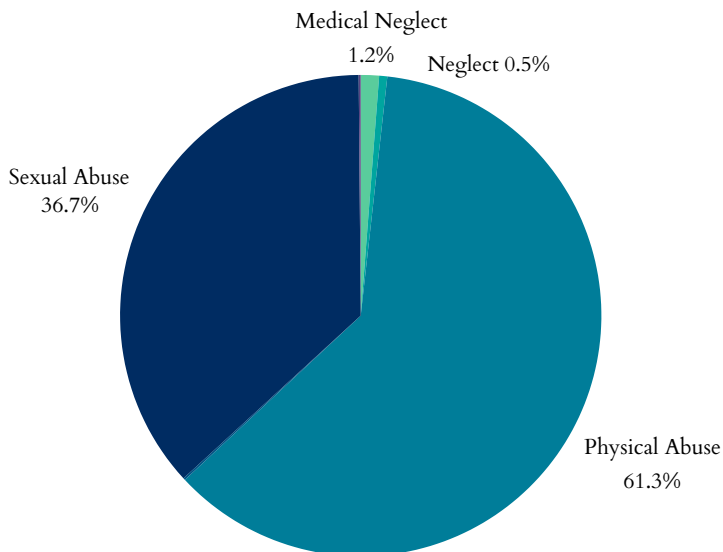
Child Maltreatment

- In 2023, Vermont had **19,624** total referrals for child abuse and neglect. Of those, **3,600** were screened in for response by CPS.
- **660** child victims of abuse or neglect, at a rate of **5.8** children per 1,000 (**22.4%** decrease since 2019).
- Of the **660** children, **539** were first-time victims.
- Largest age group of victims = **14-15 years**, representing **120** of the **660** cases.

Child Victims by Race or Ethnicity, 2023



Types of Maltreatment Victims, 2023



Perpetrators of child maltreatment (2023):

- **79.7%** = parents of the child.
- **20.4%** = non-parents or unknown relationship.

Child victims (2023):

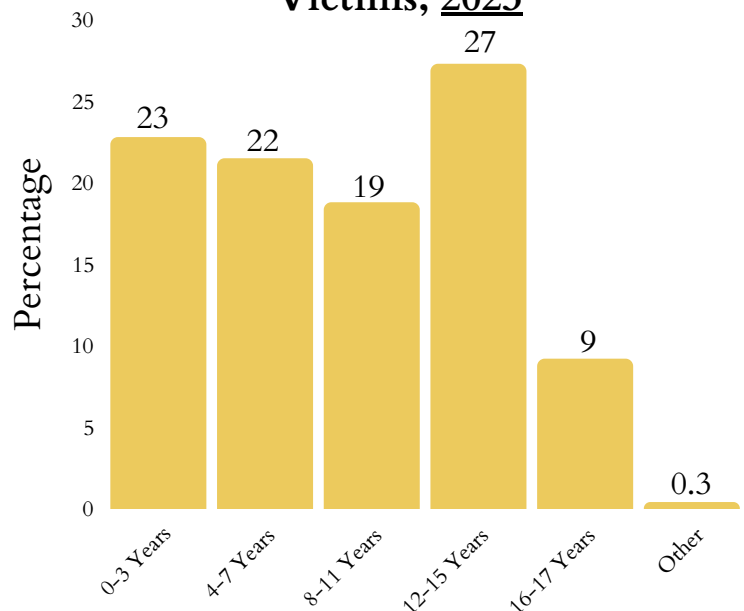
- **60.8%** = female; **39.2%** = male.

- Child fatalities increased from **0** in 2022 to **3** in 2023.
- Vermont reported **1** total child victim of sex trafficking.
- Post-response services given to **218** victims and **488** non-victims.

Workforce

There are **750** children, family, and school social workers in Vermont with a mean wage of **\$28.89** (compared to Vermont's minimum wage: **\$14.01**)

Age Distribution of Maltreatment Victims, 2023

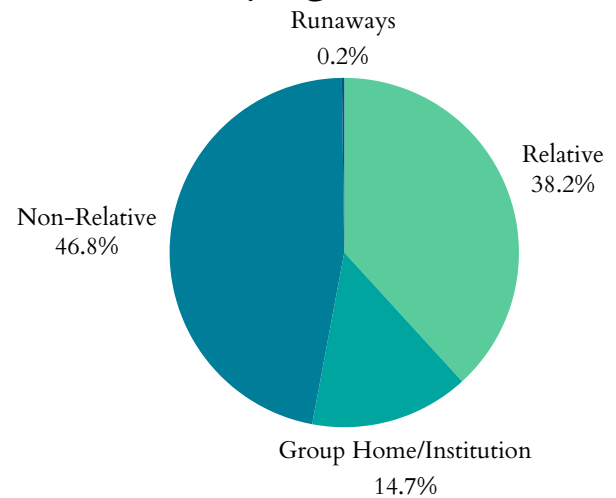


Vermont's Children

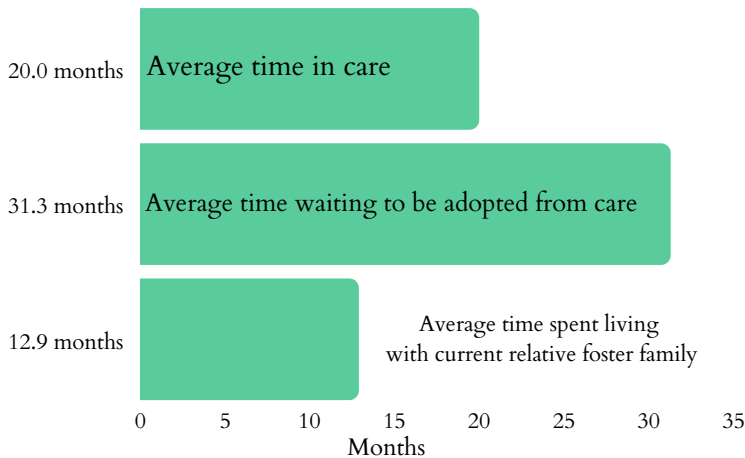
Foster Care and Adoptions

- **1,663** total children were served by the foster care system in FY 2022.
- **1,096** in care as of 09/30/2022.
- During 2022, **637** children entered care and **567** exited.
- **175** children were adopted; **250** were waiting to be adopted.
- **4%** increase in the number of children in care between 2021-2022. Adoptions from the system also decreased by **13.4%** from 2021.

Where are Children in Foster Care Staying? 2021



Duration in Care, 2021



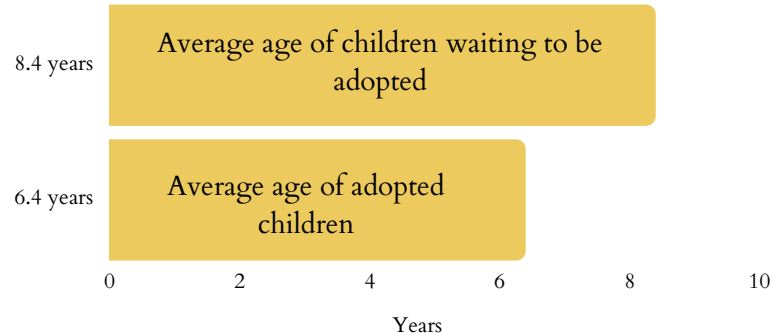
- In 2021, **35** children exited foster care due to age (**38.6%** decrease from 2020).
- **429** children were living with non-relatives; **350** stayed with a relative.
- **135** children were staying in group homes or institutions; **2** children classified as runaways.
- **4%** of households had a grandparent living with a grandchild.

38.6% The increase since 2020 in children transitioning from foster care to independence.

Juvenile Justice

- **803** total arrests for children under 18 in 2019.
- **101** for Disorderly Conduct.
- **135** for Property Crimes.
- **27** for Drug Abuse Violations.
- **0** children lived in juvenile correction facilities in 2021 (decrease from **18** kids in 2019; 100% decline).

Adoption, 2020



100% The decline since 2019 of children living in juvenile correction facilities.

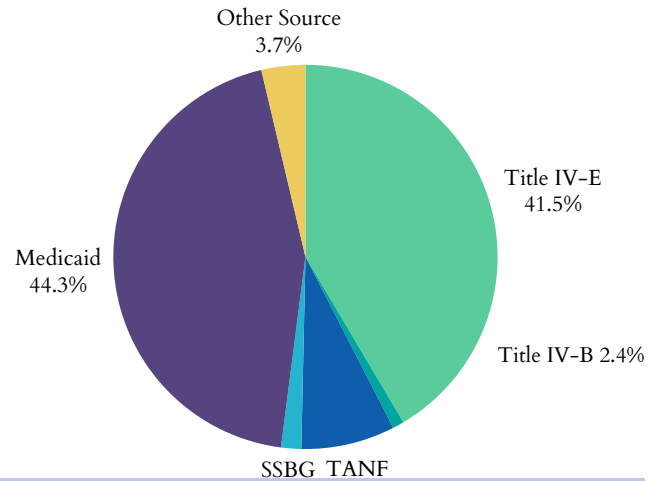


Vermont's Children

Funding for Child Welfare Services

- Vermont spent **\$105,918,563.63** on child welfare services in 2020.
 - Child welfare services = direct and administrative services
- **\$61,028,144.42** = from the federal government
- **\$44,035,342.21** = from state and local funds.

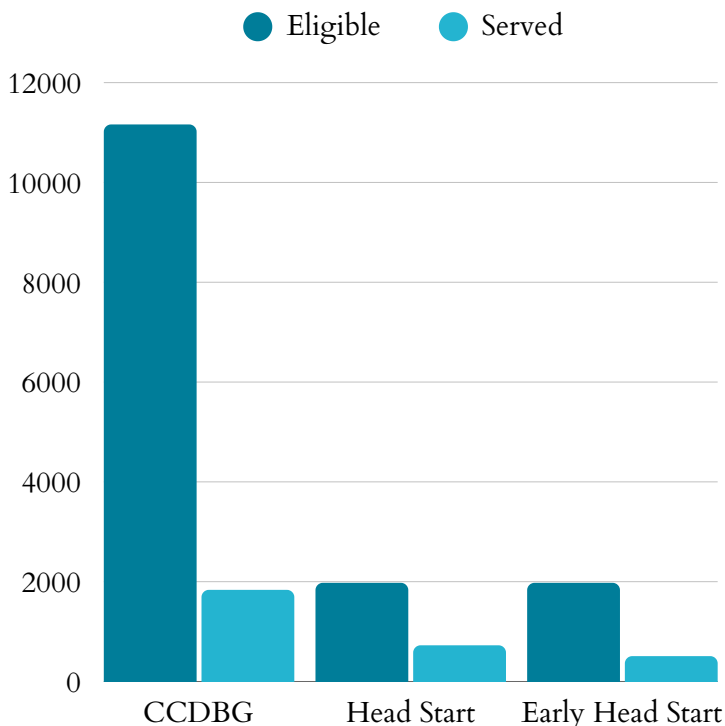
Federal Funding Sources, 2021



The significant funding sectors of the **\$61,028,144.42** in federal funding received in Vermont in 2020:

- **\$12,763,516.00** as part of the Title IV-E Total Foster Care Program.
- **\$11,633,828.00** as part of the Title IV-E Adoption Assistance Program.
- Vermont's sum of expenditures for Social Service Block Grants in 2022 was **\$7,812,642**

Child Care & Early Learning



- **37%** of Head Start eligible children are enrolled
- **26%** of Early Head Start eligible children are enrolled
- **16%** of Child Care & Development Block Grant eligible children 5 and under are served

- **\$17,973** annual cost of center-based infant care
- **\$12,395** annual cost of home-based infant care

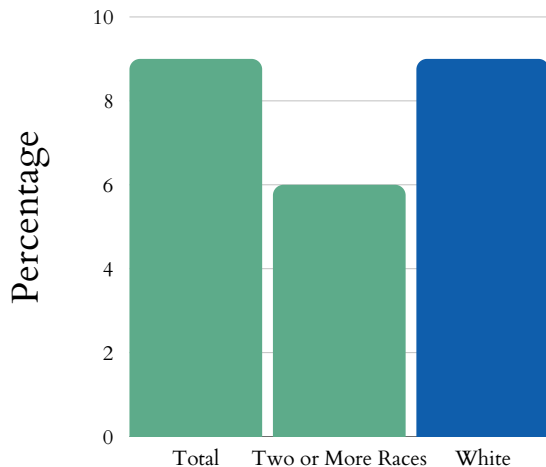


Vermont's Children

Child Poverty

- 23,000 children lived with parents who lacked secure employment in 2023 (20% of all children).
- Average number of TANF recipients increased from 3,269 in 2021 to 3,657 in 2022 (11.9% decrease).

Child Poverty by Race or Ethnicity, 2023

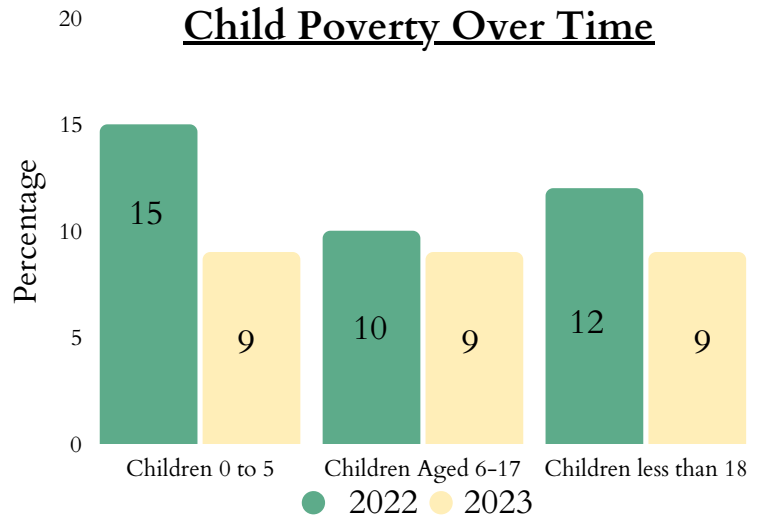


Note: Data unavailable for other races.

HOUSING

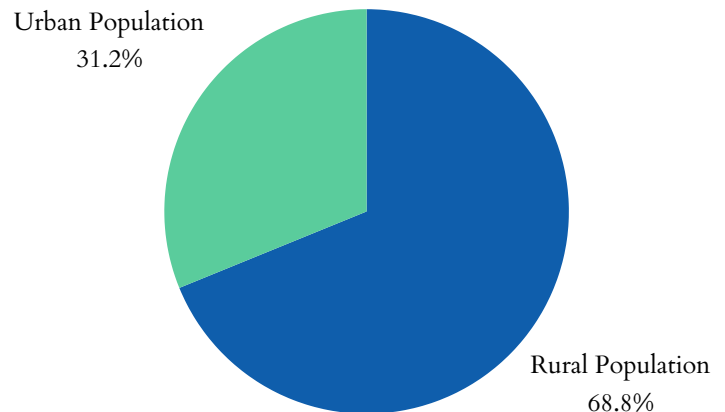
- 385 children, from birth to three-years-old, are experiencing homelessness (1.77%).
- 26.4% of households receiving the Low Income Housing Tax Credit report having at least one member under 18
- 22% of children lived in households with a high housing cost burden.
- 550 total Vermont residents living in public housing

Child Poverty Over Time



- The state spent \$6,405,912 on WIC in 2023, serving 10,928 people: a 2.4% decrease in total participants and a 12.8% increase in spending since 2022.
- 54,698 people were food insecure between 2021 and 2023, including 8.2% of children.
- 29.6% of households receiving SNAP benefits in 2021 had children.

Total Urban vs. Rural Population of Vermont, 2020



Vermont's Children

Health

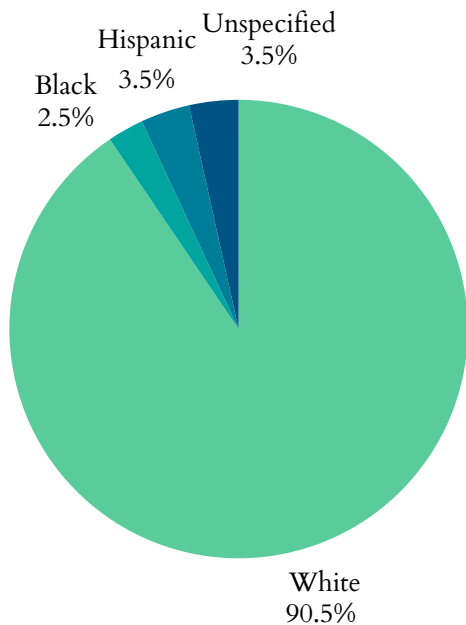
- 359 low birth-weight babies (<5.5lbs) born in 2023 (7.1% of births).
- 432 preterm births (<37wks) in 2021 (8%).
 - 8.1% of all White babies
 - 8% of all Black babies
- 116 births to mothers aged 15-19 in 2023 – a rate of 6 in every 1,000 teen girls.
- 16 infants aged <1yr died in 2023.

Maternal Mortality

- 1 Vermont women died while pregnant, or within 42 days post pregnancy from any cause relating to or aggravated by said pregnancy, excluding accidents and incidents

- 3,000 children had no health insurance in 2023 (about the same as 2022).
- 71,191 children were enrolled in Medicaid in 2021 (2.4% increase from 2020).
- 4,823 children in Vermont were in the state Children Health Insurance Program (CHIP) in 2021 (1.6% increase from 2020).

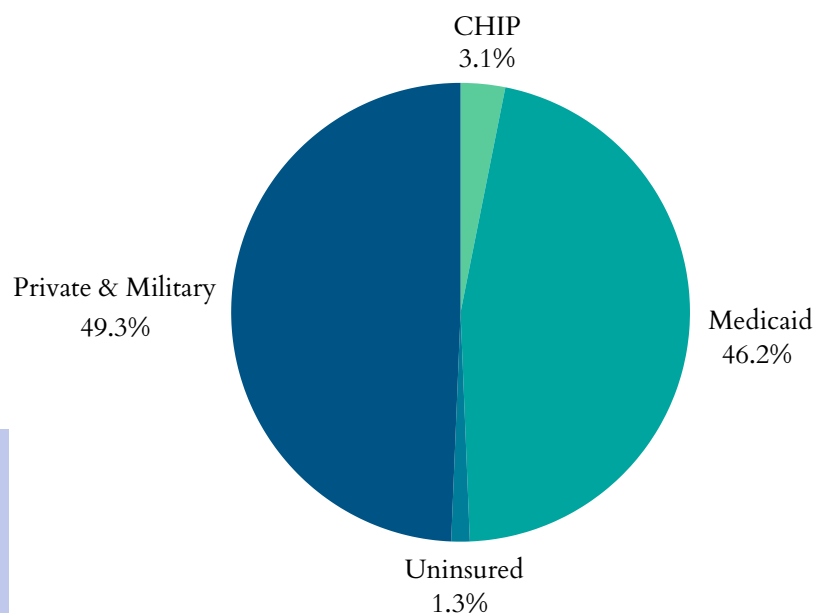
Percentage of All Preterm Births by Race or Ethnicity, 2021



Medicaid Expansion

Vermont is a Medicaid expansion state, implemented on 1/1/2014.

Health Insurance Coverage for Children, 2021

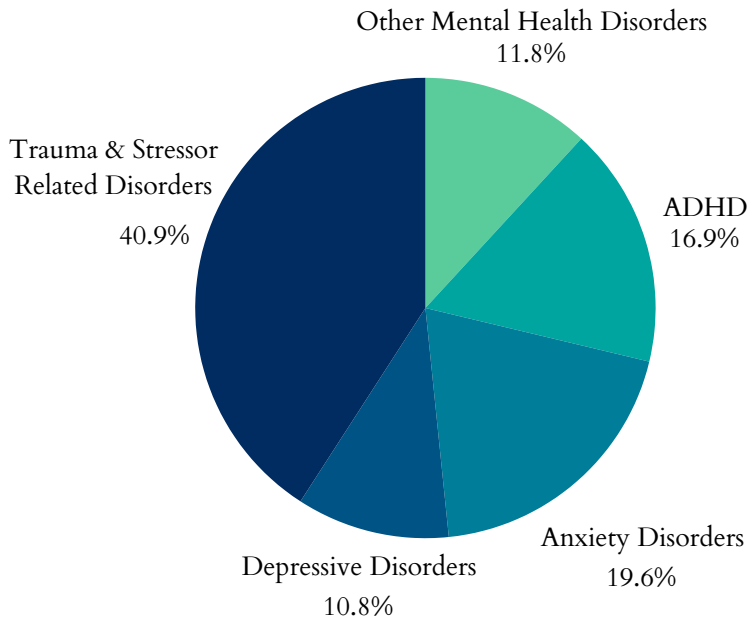


Vermont's Children

Zero to Three

- 72.4% of babies live above low-income
- 21.5% of babies live at low income
- 6.1% of babies live in poverty
- 4.1% of babies live in deep poverty
- 72.5% of new parents have at least one parent working full time

Top 5 Mental Health Diagnoses Among Children, 2022



Plans for Safe Care

- In 2023, Vermont reported 0 infants screened in with prenatal substance exposure.

Vermont has a Family First plan approved by the administration.

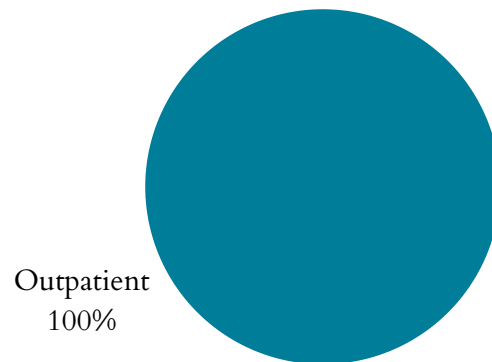
Teens & Youth

- 2,000 youth (16-19yrs) were not in school nor working in 2022 (6%)

Mental Health

- 10,644 children received mental health treatment in Vermont in 2022 (0.6%)
- In 2022, there were 13.5 deaths by suicide per 100,000 adolescents aged 15-19 in Vermont.

Treatment Type for Youth with Substance Use Disorder, 2023



Substance Use

- From 2015 to 2019, an average of 4,855 children in Vermont (2.8% of the state's child population) lived with parents having a substance use disorder.
- On March 31st, 2023, 51 clients 18 and under were in treatment for SUD.

