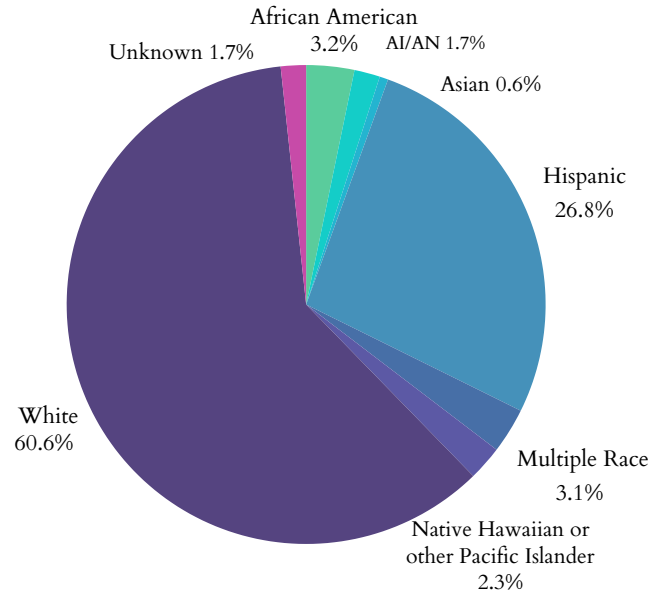


Utah's Children

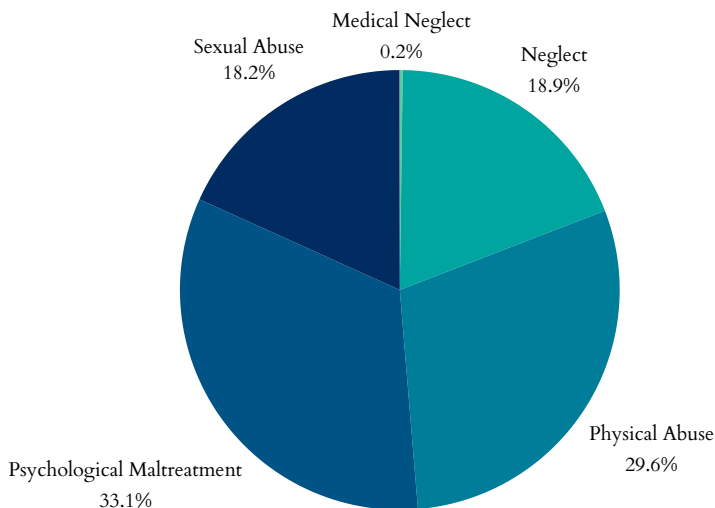
Child Maltreatment

- In 2023, Utah had **47,226** total referrals for child abuse and neglect. Of those, **21,506** were screened in for response by CPS.
- **8,640** child victims of abuse or neglect, at a rate of **9.3** children per 1,000 (**18.3%** decrease since 2019).
- Of the **8,640** children, **5,952** were first-time victims.
- Largest age group of victims = **<1 years**, representing **657** of the **8,640** cases.

Child Victims by Race or Ethnicity, 2023



Types of Maltreatment Victims, 2023



Perpetrators of child maltreatment (2023):

- **86.6%** = parents of the child.
- **13.4%** = non-parents or unknown relationship.

Child victims (2023):

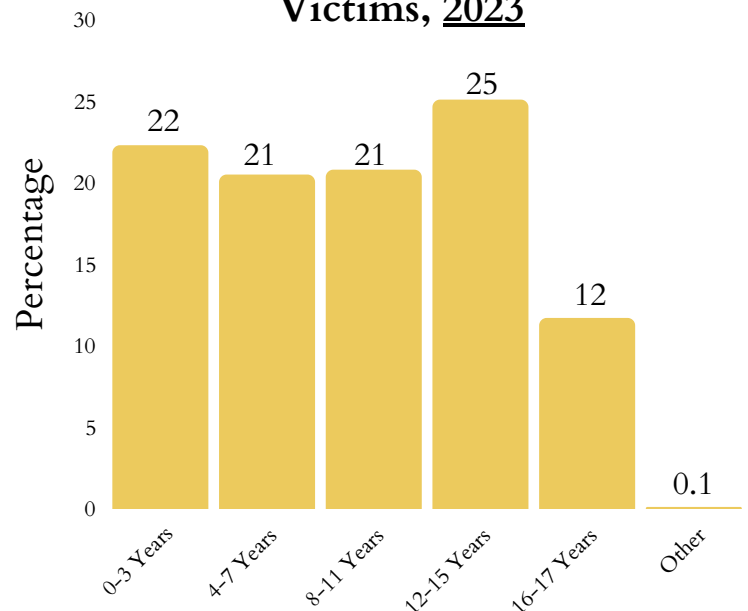
- **53.2%** = female; **46.8%** = male.

- Child fatalities increased from **15** in 2022 to **17** in 2023.
- Utah reported **3** total child victims of sex trafficking.
- Post-response services given to **7,388** victims and **12,860** non-victims.

Workforce

There are **1,780** children, family, and school social workers in Utah with a mean wage of **\$25.83** (compared to Utah's minimum wage: **\$7.25**)

Age Distribution of Maltreatment Victims, 2023



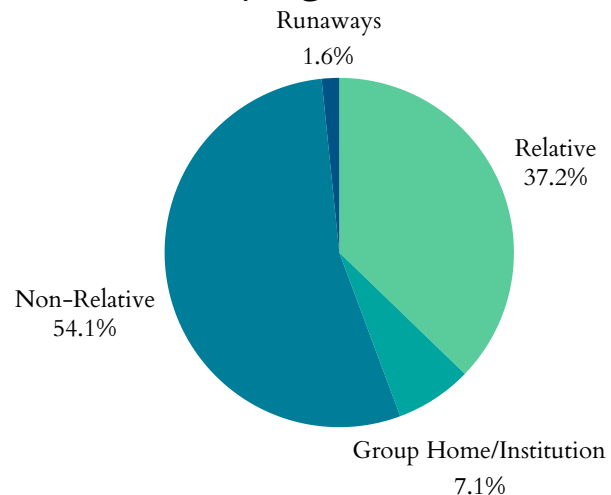
Published March 2025

Utah's Children

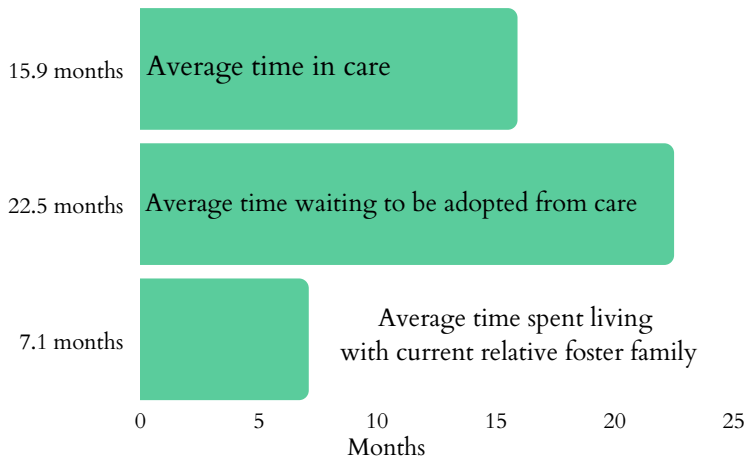
Foster Care and Adoptions

- **3,568** total children were served by the foster care system in FY 2022.
- **2,067** in care as of 09/30/2022.
- During 2022, **1,459** children entered care and **1,501** exited.
- **556** children were adopted; **585** were waiting to be adopted.
- **2.5%** decrease in the number of children in care between 2021-2022. Adoptions from the system decreased by **0.7%** from 2021.

Where are Children in Foster Care Staying? 2021



Duration in Care, 2021



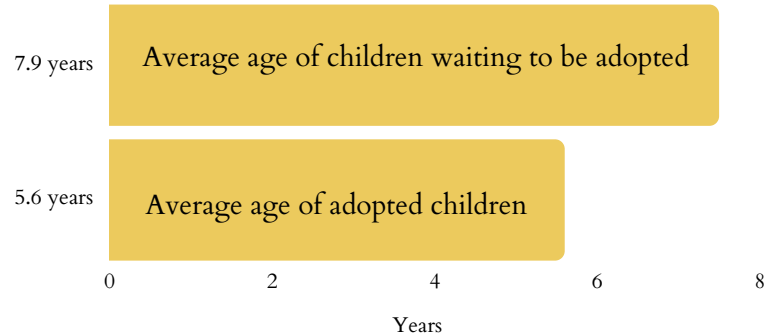
- In 2021, **115** children exited foster care due to age (**17.3%** decrease from 2020).
- **967** children were living with non-relatives; **666** stayed with a relative.
- **127** children were staying in group homes or institutions; **29** children classified as runaways.
- **2%** of households had a grandparent living with a grandchild.

17.3% The increase since 2020 in children transitioning from foster care to independence.

Juvenile Justice

- **11,334** total arrests for children under 18 in 2019.
- **330** for Disorderly Conduct.
- **2,330** for Property Crimes.
- **1,968** for Drug Abuse Violations.
- **168** children lived in juvenile correction facilities in 2021 (decrease from **246** kids in 2019; **31.7%** decline).

Adoption, 2020



31.7% The decline since 2019 of children living in juvenile correction facilities.

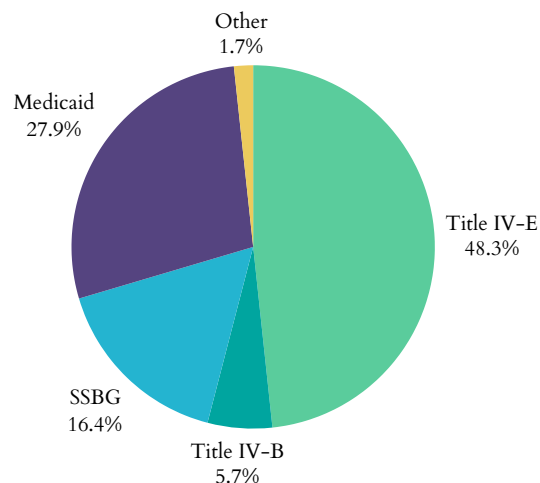


Utah's Children

Funding for Child Welfare Services

- Utah spent **\$226,606,028** on child welfare services in 2020.
 - Child welfare services = direct and administrative services
- \$92,133,784** = from the federal government
- \$129,122,643** = from state and local funds.

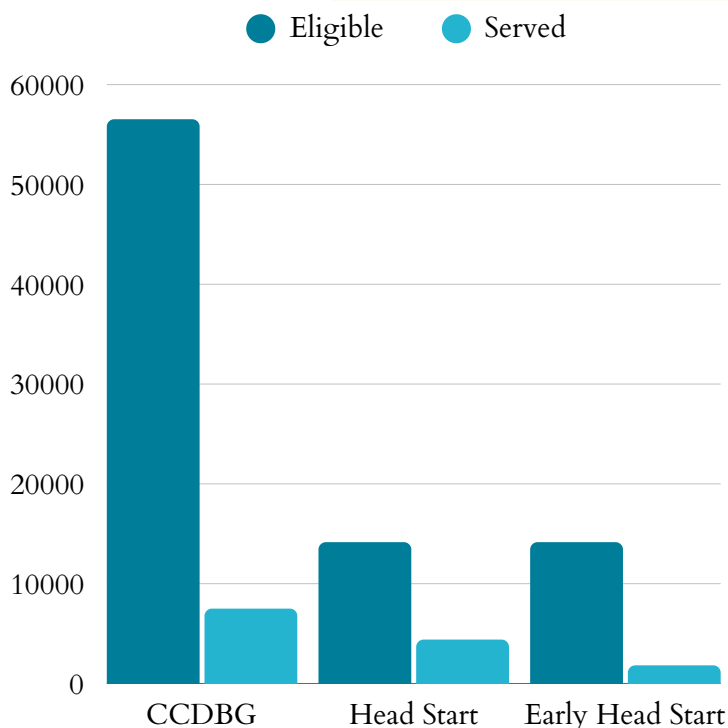
Federal Funding Sources, 2021



The significant funding sectors of the **\$92,133,784** in federal funding received in Utah in 2020:

- \$19,860,260** as part of the Title IV-E Total Foster Care Program.
- \$12,662,234** as part of the Title IV-E Adoption Assistance Program.
- Utah's sum of expenditures for Social Service Block Grants in 2022 was **\$22,474,573**

Child Care & Early Learning



- 31%** of Head Start eligible children are enrolled
- 13%** of Early Head Start eligible children are enrolled
- 13%** of Child Care & Development Block Grant eligible children 5 and under are served

- \$11,232** annual cost of center-based infant care
- \$8,400** annual cost of home-based infant care

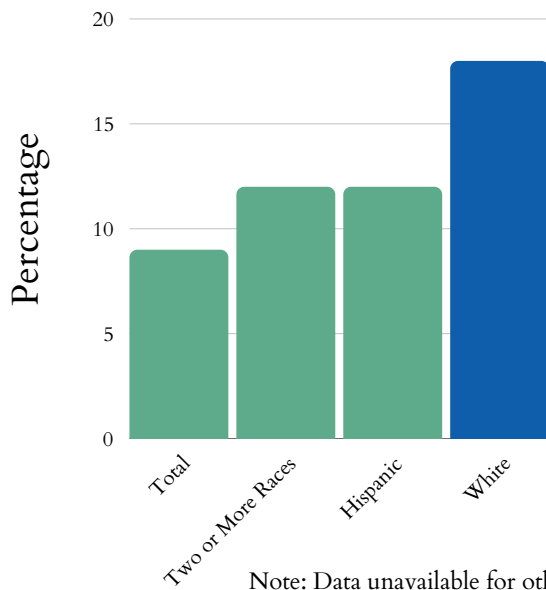


Utah's Children

Child Poverty

- **161,000** children lived with parents who lacked secure employment in 2022 (17% of all children).
- Average number of TANF recipients decreased from **5,361** in 2021 to **4,357** in 2022 (18.7% decrease).

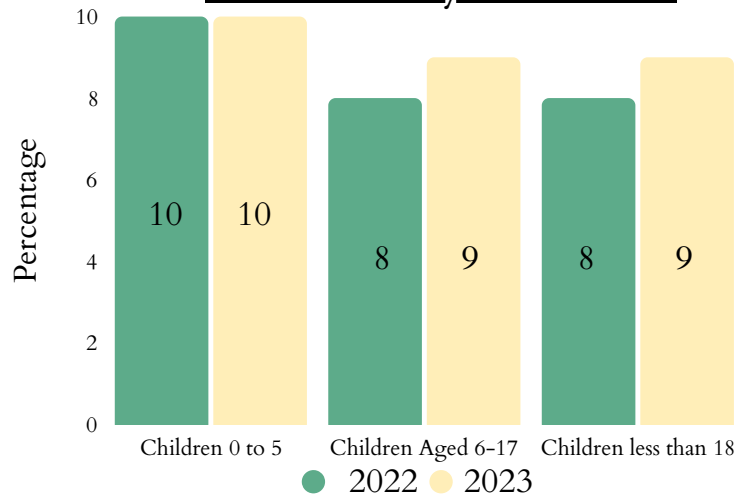
Child Poverty by Race or Ethnicity, 2022



HOUSING

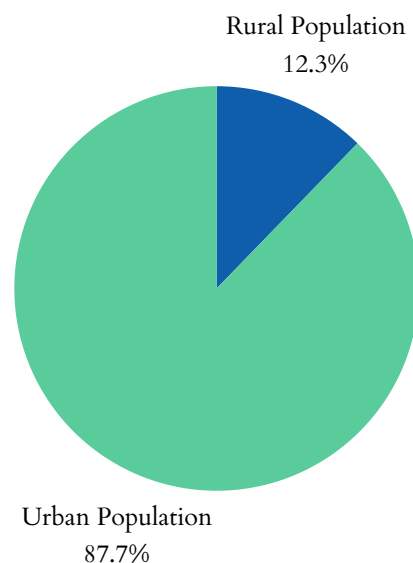
- **3,185** children, from birth to three-years-old, are experiencing homelessness (2.01%)
- **38.2%** of households receiving the Low Income Housing Tax Credit report having at least one member under 18
- **25%** of children lived in households with a high housing cost burden.
- **1,976** total Utah residents living in public housing

Child Poverty Over Time



- The state spent **\$28,787,245** on WIC in 2023, serving **10,928** people: a 2.5% decrease in total participants and a 34.5% increase in spending since 2022.
- **430,483** people were food insecure between 2021 and 2023, including 157,555 children.
- **51.3%** of households receiving SNAP benefits in 2021 had children.

Total Urban vs. Rural Population of Utah, 2020

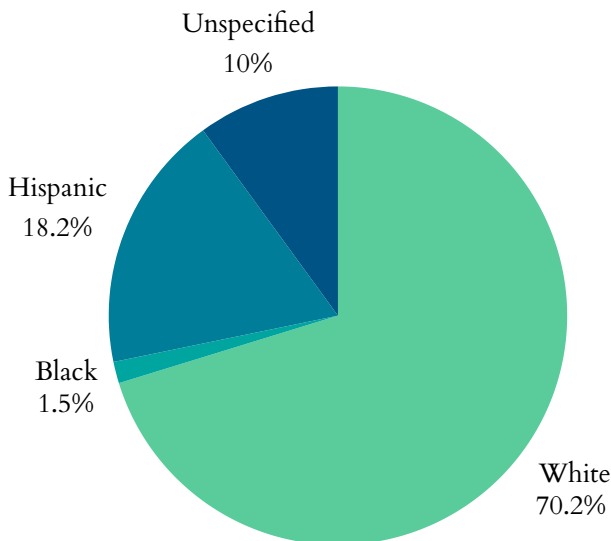


Utah's Children

Health

- **3,308** low birth-weight babies (<5.5lbs) born in 2023 (7.4% of births).
- **4,621** preterm births (<37wks) in 2021 (9.9%).
 - 9.6% of all White babies
 - 11.8% of all Black babies
- **1,202** births to mothers aged 15-19 in 2023 -- a rate of 9 in every 1,000 teen girls.
- **235** infants aged <1yr died in 2023 -- a rate of 5 per 1,000.

Percentage of All Preterm Births by Race or Ethnicity, 2021



Medicaid Expansion

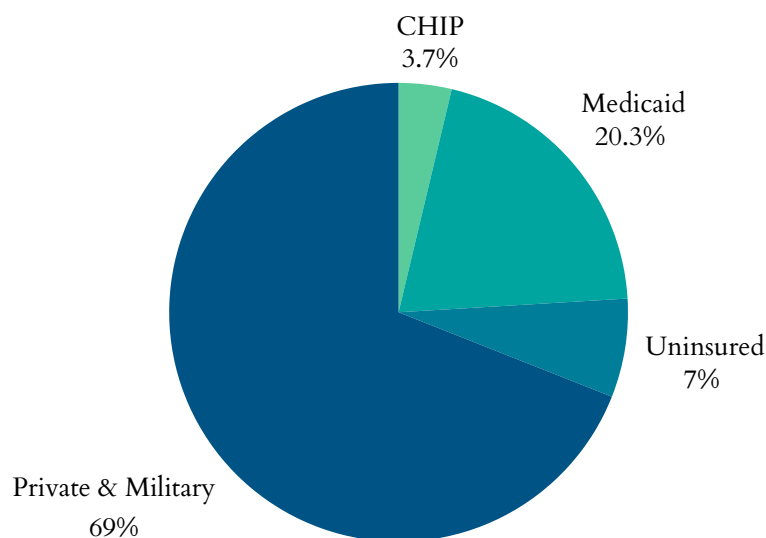
Utah is a Medicaid expansion state, implemented on 1/1/2020.

Maternal Mortality

- **36** Utah women died while pregnant, or within 42 days post pregnancy from any cause relating to or aggravated by said pregnancy, excluding accidents and incidents
- For every 100,000 live births in Utah, there are **16** maternal deaths

- **66,000** children had no health insurance in 2023 (8.2% increase from 2022).
- **230,884** children were enrolled in Medicaid in 2021 (7.6% increase from 2020).
- **42,338** children in Utah were in the state Children Health Insurance Program (CHIP) in 2021 (14.6% decrease from 2020).

Health Insurance Coverage for Children, 2021

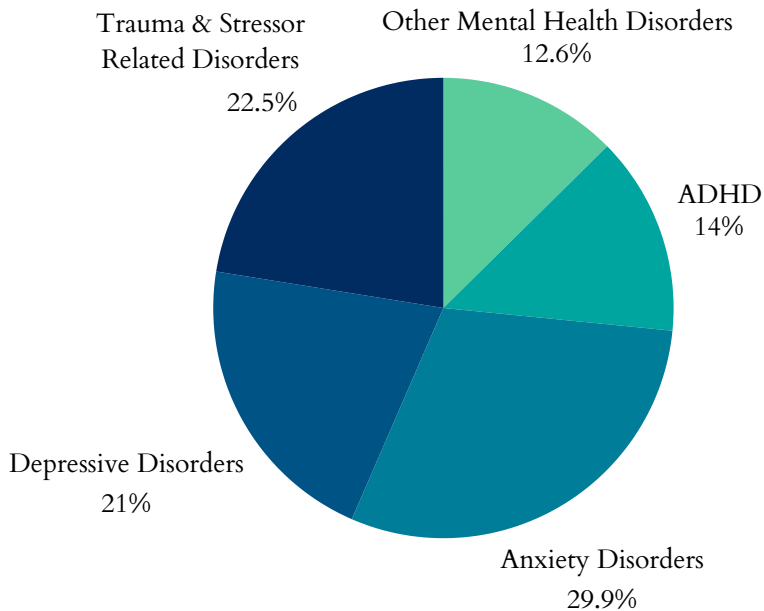


Utah's Children

Zero to Three

- 68.2% of babies live above low-income
- 21.4% of babies live at low income
- 10.5% of babies live in poverty
- 3.4%% of babies live in deep poverty
- 82.3% of new parents have at least one parent working full time

Top 5 Mental Health Diagnoses Among Children, 2022



Plans for Safe Care

- In 2023, Utah reported 131 infants screened in with prenatal substance exposure.
- Utah reported 35 plans of safe care for screened-in infants.

Utah has a Family First plan approved by the administration.


Teens & Youth

- 16,000 youth (16-19yrs) were not in school nor working in 2022 (7%)
- 29 children <19yrs were killed by a firearm in Utah in 2022.

Mental Health

- 21,160 children received mental health treatment in Utah in 2022 (1.1%)
- In 2022, there were 17.2 deaths by suicide per 100,000 adolescents aged 15-19 in Utah.

Treatment Type for Youth with Substance Use Disorder, 2023



Substance Use

- From 2015 to 2019, an average of 25,390 children in Utah (1.6% of the state's child population) lived with parents having a substance use disorder.
- On March 31st, 2023, 886 clients 18 and under were in treatment for SUD.

