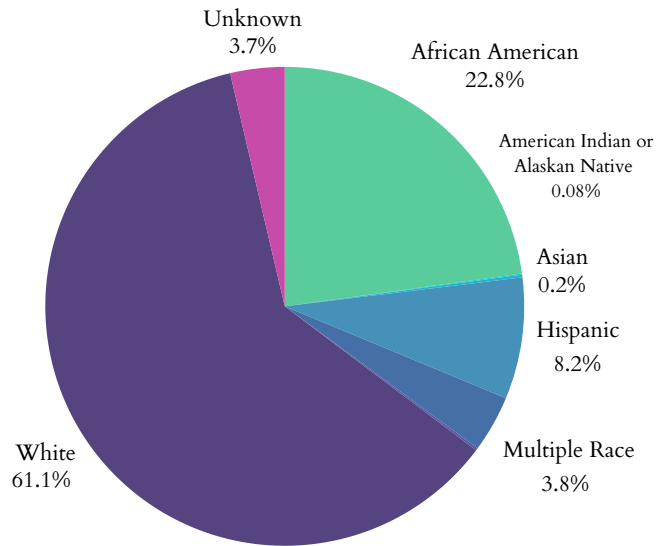


Texas' Children

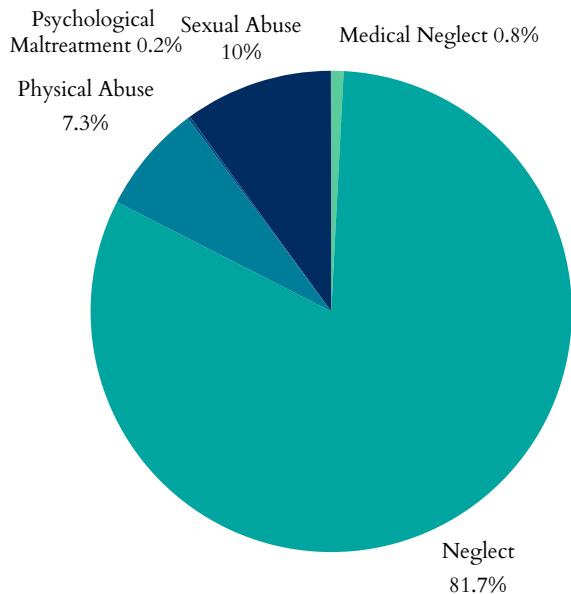
Child Maltreatment

- In 2023, Texas had **245,430** total referrals for child abuse and neglect. Of those, **207,429** were screened in for response by CPS.
- **54,476** child victims of abuse or neglect, at a rate of **7.2** children per 1,000 (**15%** decrease since 2019).
- Of the **54,476** children, **43,827** were first-time victims.
- Largest age group of victims = **<1 years**, representing **10,203** of the **54,476** cases.

Child Victims by Race or Ethnicity, 2023



Types of Maltreatment Victims, 2023



Perpetrators of child maltreatment (2023):

- **96.1%** = parents of the child.
- **3.9%** = non-parents or unknown relationship.

Child victims (2023):

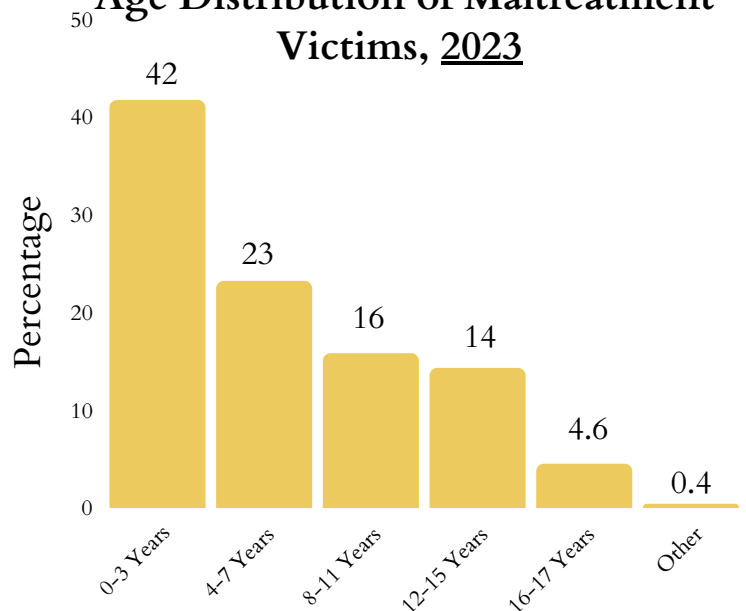
- **60.8%** = female; **39.2%** = male.

- Child fatalities increased from **176** in 2022 to **187** in 2023.
- Texas reported **13** total child victims of sex trafficking.
- Post-response services given to **23,786** victims and **12,581** non-victims.

Workforce

There are **21,210** children, family, and school social workers in Texas with a mean wage of **\$24.34** (compared to Texas' minimum wage: **\$7.25**)

Age Distribution of Maltreatment Victims, 2023



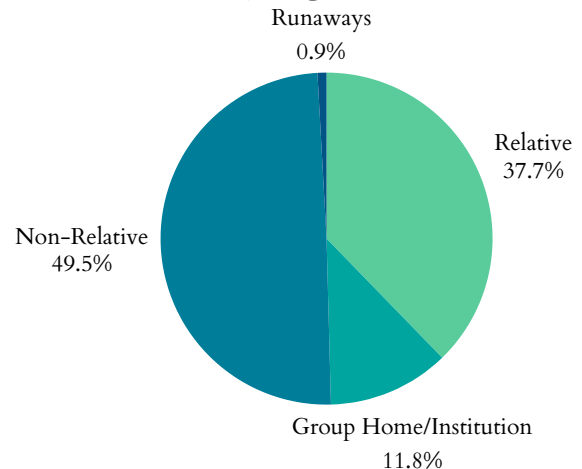
Published March 2025

Texas' Children

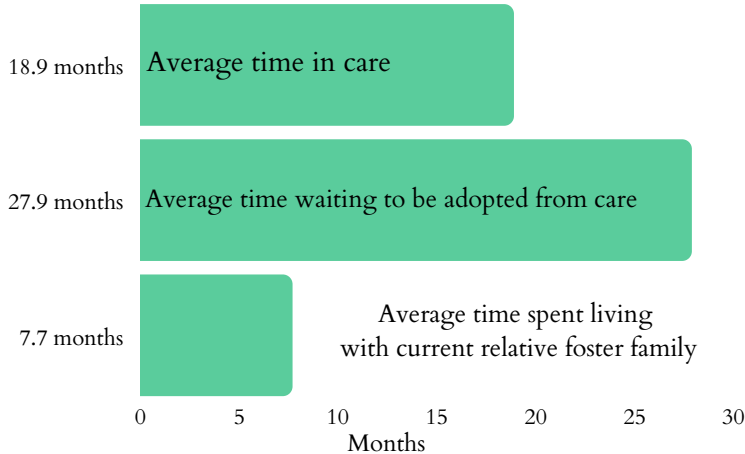
Foster Care and Adoptions

- **37,425** total children were served by the foster care system in FY 2022.
- **21,358** in care as of 09/30/2022.
- During 2022, **9,486** children entered care and **16,067** exited.
- **4,361** children were adopted; **10,232** were waiting to be adopted.
- **23.8%** decrease in the number of children in care between 2021-2022. Adoptions from the system also decreased by **6.2%** from 2021.

Where are Children in Foster Care Staying? 2021



Duration in Care, 2021



- In 2021, **1,187** children exited foster care due to age (3.5% decrease from 2020).
- **12,417** children were living with non-relatives; **9,457** stayed with a relative.
- **2,968** children were staying in group homes or institutions; **220** children classified as runaways.
- **4%** of households had a grandparent living with a grandchild.

3.5%

The increase since 2020 in children transitioning from foster care to independence.

Juvenile Justice

- **49,409** total arrests for children under 18 in 2019.
- **960** for Disorderly Conduct.
- **9,351** for Property Crimes.
- **8,464** for Drug Abuse Violations.
- **2,730** children lived in juvenile correction facilities in 2021 (decrease from **3,699** kids in 2019; 26% decline).

Adoption, 2020

7.5 years

Average age of children waiting to be adopted

5.6 years

Average age of adopted children

0 2 4 6 8
Years

26%

The decline since 2019 of children living in juvenile correction facilities.

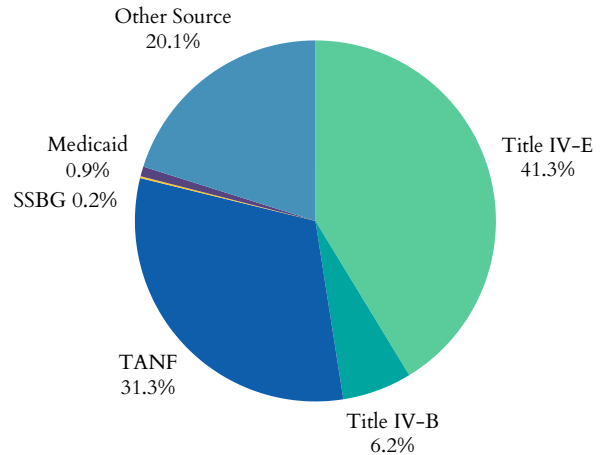


Texas' Children

Funding for Child Welfare Services

- Texas spent **\$1,886,495,915.24** on child welfare services in 2020.
 - Child welfare services = direct and administrative services
- **\$918,638,695.49** = from the federal government
- **\$948,428,755.00** = from state and local funds.

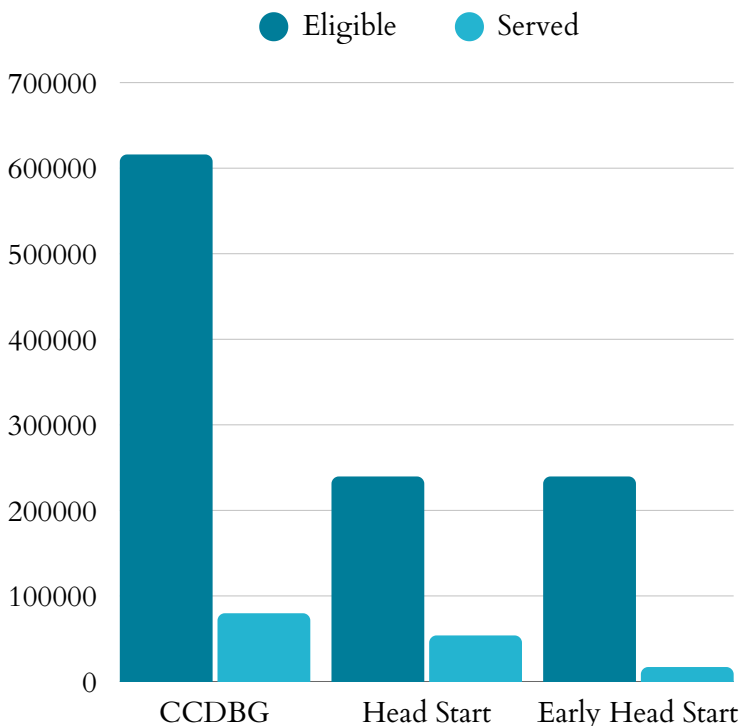
Federal Funding Sources, 2021



The significant funding sectors of the **\$918,638,695.49** in federal funding received in Texas in 2020:

- **\$185,669,653.00** as part of the Title IV-E Total Foster Care Program.
- **\$167,629,378.00** as part of the Title IV-E Adoption Assistance Program.
- Texas' sum of expenditures for Social Service Block Grants in 2022 was **\$185,296,210**

Child Care & Early Learning



- **22%** of Head Start eligible children are enrolled
- **7%** of Early Head Start eligible children are enrolled
- **13%** of Child Care & Development Block Grant eligible children 5 and under are served

- **\$11,024** annual cost of center-based infant care
- **\$9,724** annual cost of home-based infant care

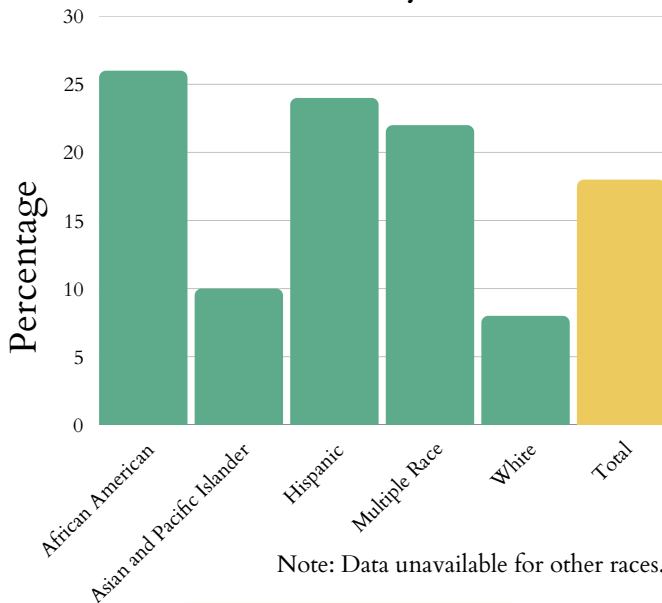


Texas' Children

Child Poverty

- 1,849,000 children lived with parents who lacked secure employment in 2023 (25% of all children).
- Average number of TANF recipients decreased from 37,211 in 2021 to 22,152 in 2022 (40.5% decrease).

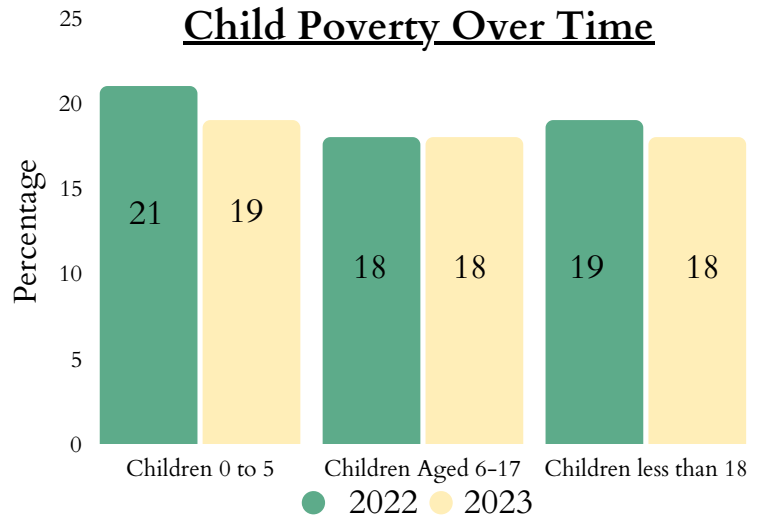
Child Poverty by Race or Ethnicity, 2023



HOUSING

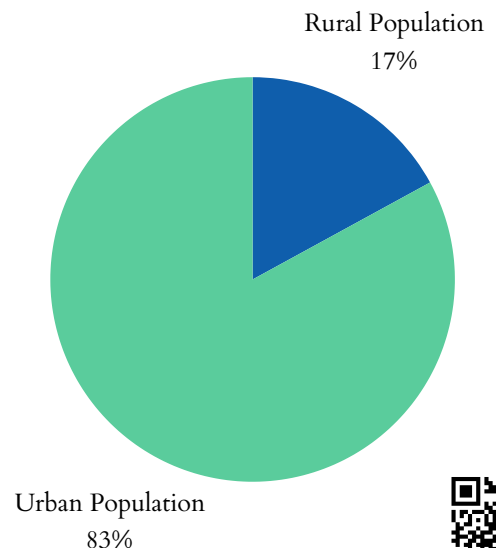
- 30,280 children, from birth to three-years-old, are experiencing homelessness (2.01%)
- 41.3% of households receiving the Low Income Housing Tax Credit report having at least one member under 18
- 33% of children lived in households with a high housing cost burden.
- 79,193 total Texas residents living in public housing

Child Poverty Over Time



- The state spent \$421,181,857 on WIC in 2023, serving 762,817 people: a 9.1% increase in total participants and a 35.8% increase in spending since 2022.
- 818,513 people were food insecure between 2021 and 2023, including 228,799 children.
- 41.8% of households receiving SNAP benefits in 2021 had children.

Total Urban vs. Rural Population of Texas, 2020

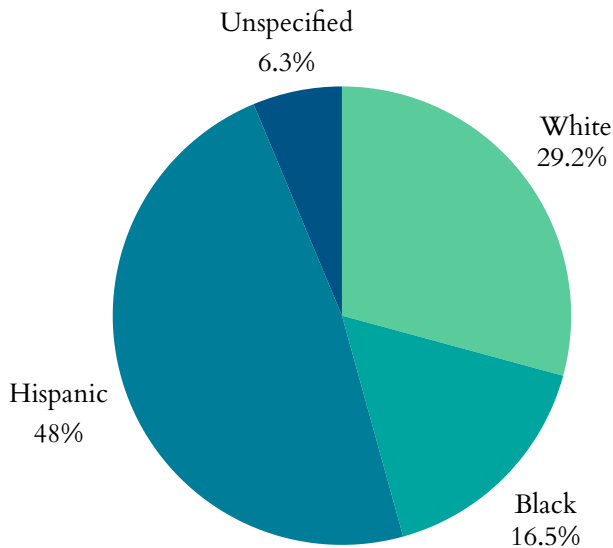


Texas' Children

Health

- **33,329** low birth-weight babies (<5.5lbs) born in 2023 (8.6% of births).
- **42,518** preterm births (<37wks) in 2021 (11.4%).
 - 10.1% of all White babies
 - 15.1% of all Black babies
- **20,856** births to mothers aged 15-19 in 2023 -- a rate of 19 in every 1,000 teen girls.
- **2,259** infants aged <1yr died in 2023 -- a rate of 6 per 1,000.

Percentage of All Preterm Births by Race or Ethnicity, 2021



Medicaid Expansion

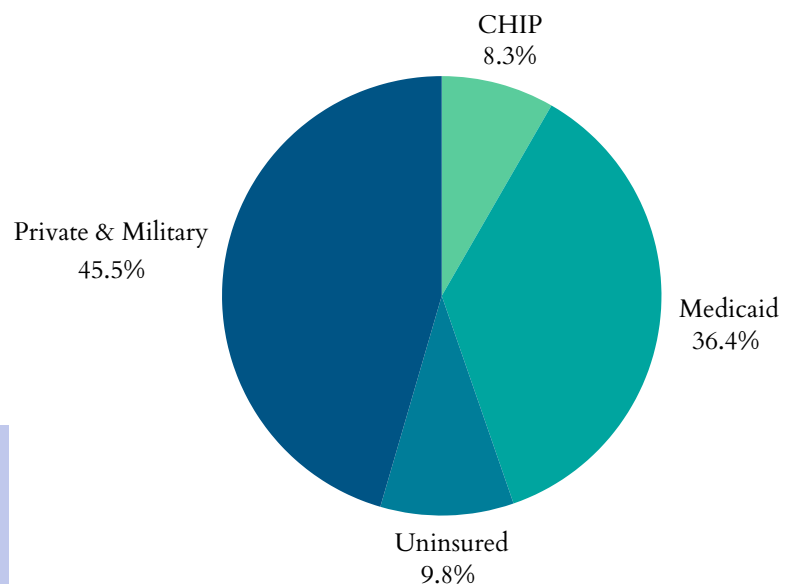
Texas is not a Medicaid expansion state.

Maternal Mortality

- **532** Texas women died while pregnant, or within 42 days post pregnancy from any cause relating to or aggravated by said pregnancy, excluding accidents and incidents
- For every 100,000 live births in Texas, there are **28** maternal deaths

- **943,000** children had no health insurance in 2023 (10.4% increase from 2022).
- **3,496,128** children were enrolled in Medicaid in 2021 (4.4% increase from 2020).
- **799,975** children in Texas were in the state Children Health Insurance Program (CHIP) in 2021 (13.2% decrease from 2020).

Health Insurance Coverage for Children, 2021

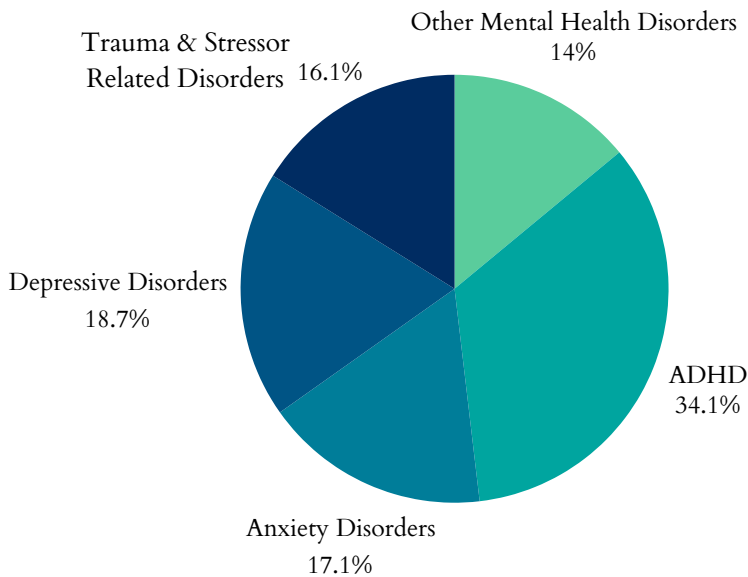


Texas' Children

Zero to Three

- 56.5% of babies live above low-income
- 22.3% of babies live at low income
- 21.2% of babies live in poverty
- 10.4% of babies live in deep poverty
- 74% of new parents have at least one parent working full time

Top 5 Mental Health Diagnoses Among Children, 2022



Plans for Safe Care

- In 2023, Texas reported 1,053 infants screened in with prenatal substance exposure.
- Texas reported 1,053 plans of safe care for screened-in infants.

Texas does not have a Family First plan approved by the administration.

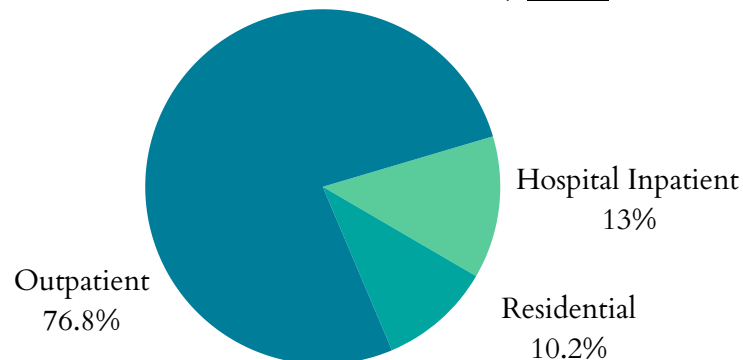
Teens & Youth

- 135,000 youth (16-19yrs) were not in school nor working in 2022 (8%)
- 543 children <19yrs were killed by a firearm in Texas in 2022.

Mental Health

- 100,710 children received mental health treatment in Texas in 2022 (5.4%)
- In 2022, there were 12.1 deaths by suicide per 100,000 adolescents aged 15-19 in Texas.

Treatment Type for Youth with Substance Use Disorder, 2023



Substance Use

- From 2015 to 2019, an average of 126,319 children in Texas (1.2% of the state's child population) lived with parents having a substance use disorder.
- On March 31st, 2023, 1,633 clients 18 and under were in treatment for SUD

