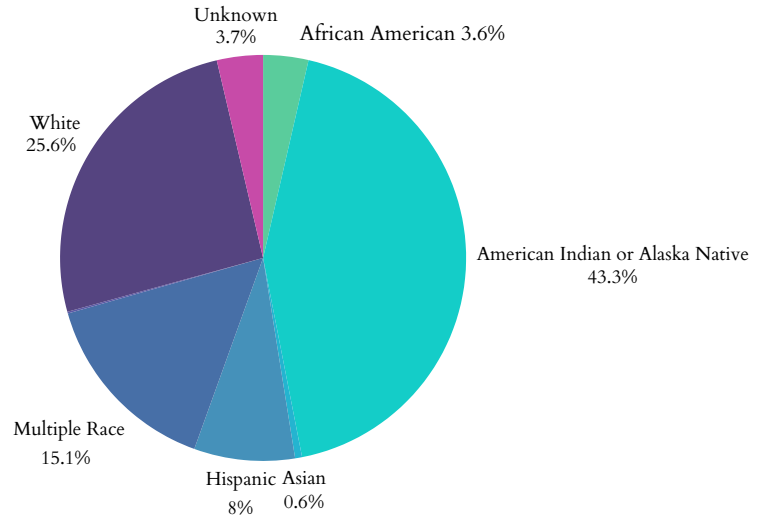


# South Dakota's Children

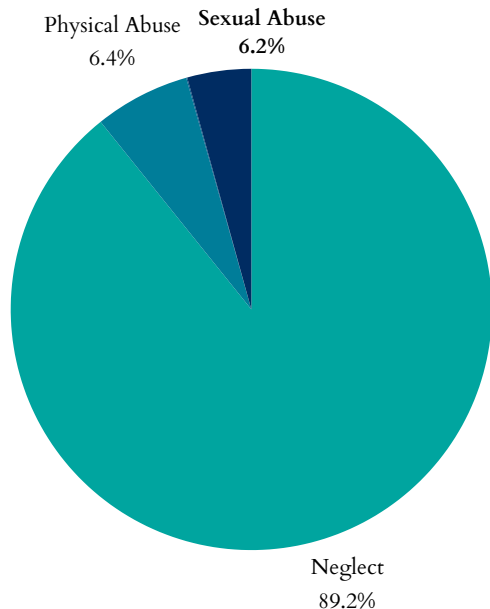
## Child Maltreatment

- In 2022, South Dakota had **15,248** total referrals for child abuse and neglect. Of those, **2,618** were screened in for response by CPS.
- **1,445** child victims of abuse or neglect, at a rate of 6.5 children per 1,000 (6% decrease since 2019).
- Of the **1,445** children, **1,091** were first-time victims.
- Largest age group of victims = **<1 years**, representing **243** of the **1,445** cases.

## Child Victims by Race or Ethnicity, 2023



## Types of Maltreatment Victims, 2023



## Perpetrators of child maltreatment (2023):

- **91.7%** = parents of the child.
- **8.3%** = non-parents or unknown relationship.

## Child victims (2023):

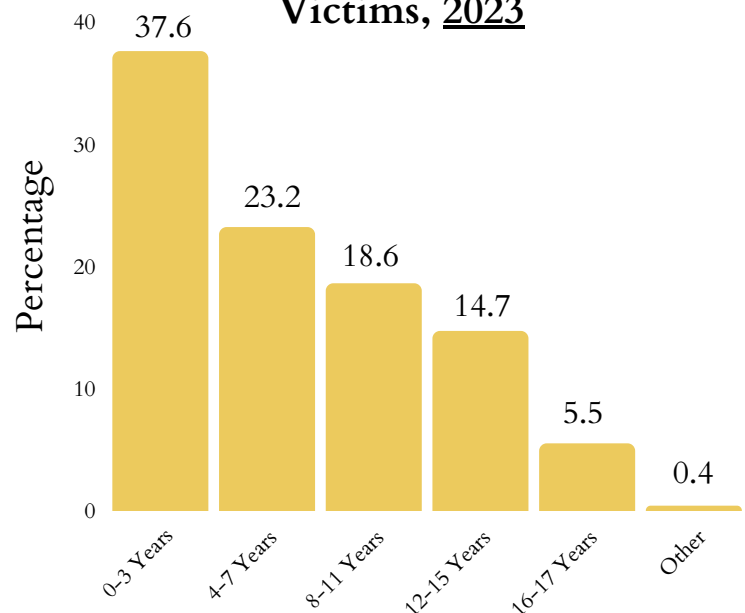
- **51%** = female; **49%** = male.

- Child fatalities decreased from **13** in 2022 to **7** in 2023.
- South Dakota reported **0** total child victims of sex trafficking.
- Post-response services given to **721** victims and **275** non-victims.

## Workforce

There are **1,780** children, family, and school social workers in South Dakota with a mean wage of **\$23.93** (compared to South Dakota's minimum wage: **\$11.20**)

## Age Distribution of Maltreatment Victims, 2023



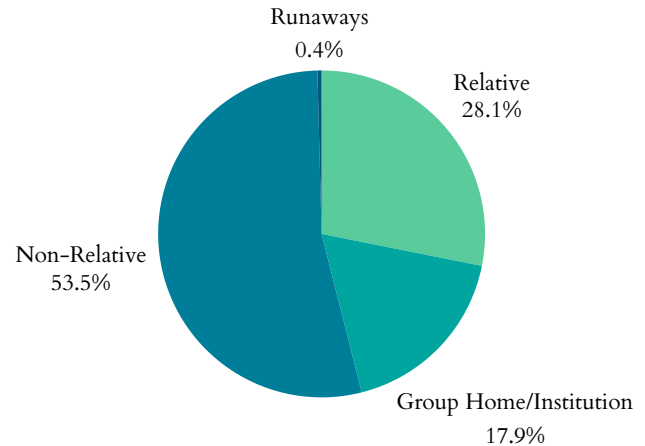
Published March 2025

# South Dakota's Children

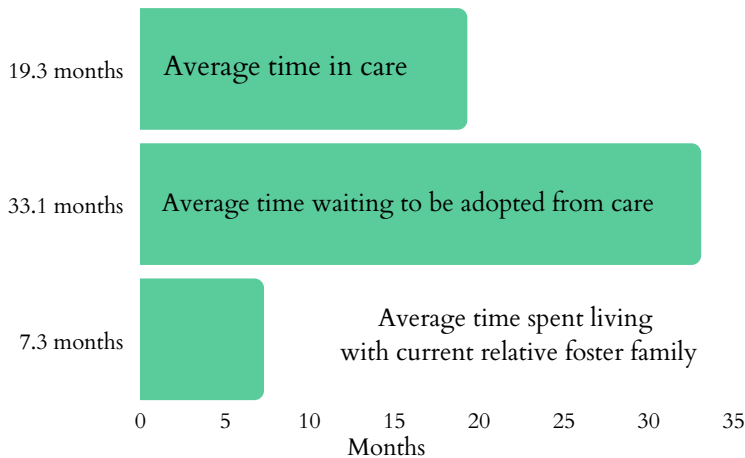
## Foster Care and Adoptions

- 2,553 total children were served by the foster care system in FY 2022.
- 1,615 in care as of 09/30/2022.
- During 2022, 947 children entered care and 938 exited.
- 247 children were adopted; 503 were waiting to be adopted.
- 1.9% decrease in the number of children in care between 2021-2022. Adoptions from the system increased by 11.3% from 2021.

### Where are Children in Foster Care Staying? 2021



### Duration in Care, 2021



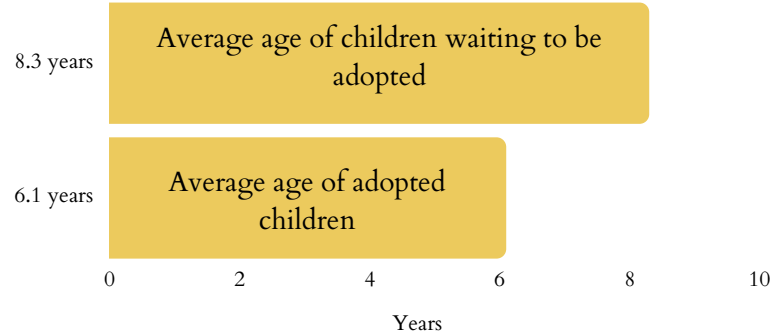
- In 2021, **69** children exited foster care due to age (10.4% decrease from 2020).
- 780 children were living with non-relatives; 410 stayed with a relative.
- 261 children were staying in group homes or institutions; 6 children classified as runaways.
- **4%** of households had a grandparent living with a grandchild.

**10.4%** The increase since 2020 in children transitioning from foster care to independence.

### Juvenile Justice

- 4,791 total arrests for children under 18 in 2019.
- 476 for Disorderly Conduct.
- 547 for Property Crimes. 754 for Drug Abuse Violations.
- 99 children lived in juvenile correction facilities in 2021 (decrease from 171 kids in 2019; 42% decline).

### Adoption, 2020



**42%** The decline since 2019 of children living in juvenile correction facilities.

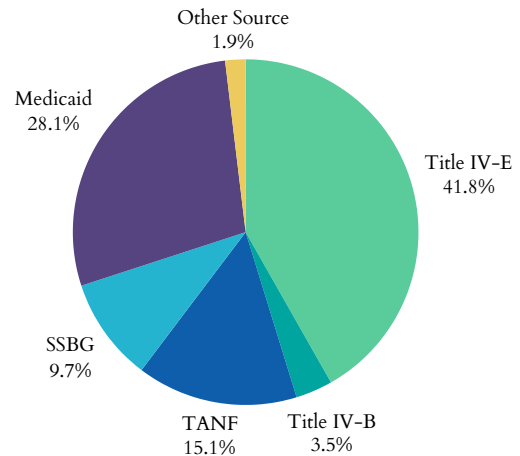


# South Dakota's Children

## Funding for Child Welfare Services

- South Dakota spent **\$76,297,222** on child welfare services in 2020.
  - Child welfare services = direct and administrative services
- **\$34,948,721** = from the federal government
- **\$40,183,724** = from state and local funds.

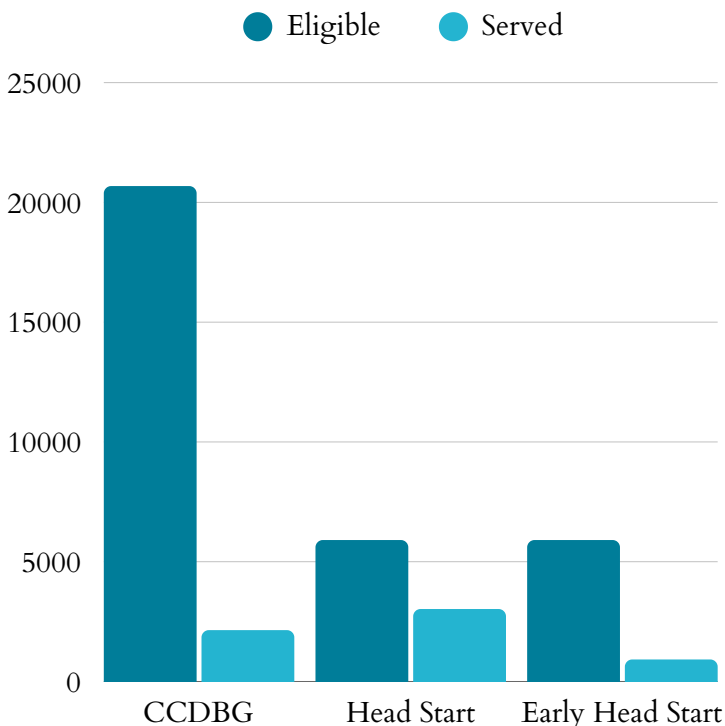
### Federal Funding Sources, 2021



The significant funding sectors of the **\$34,948,721** in federal funding received in South Dakota in 2020:

- **\$7,103,167** as part of the Title IV-E Total Foster Care Program.
- **\$6,448,013** as part of the Title IV-E Adoption Assistance Program.
- South Dakota's sum of expenditures for Social Service Block Grants in 2022 was **\$6,371,525**

## Child Care & Early Learning



- **51%** of Head Start eligible children are enrolled
- **16%** of Early Head Start eligible children are enrolled
- **10%** of Child Care & Development Block Grant eligible children 5 and under are served

- **\$7,862** annual cost of center-based infant care
- **\$5,824** annual cost of home-based infant care

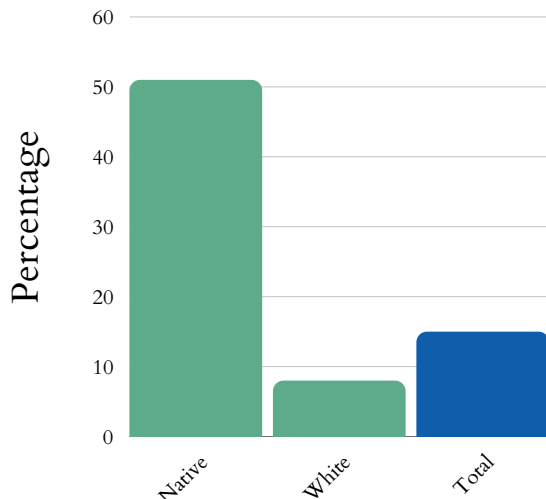


# South Dakota's Children

## Child Poverty

- **48,000** children lived with parents who lacked secure employment in 2022 (22% of all children).
- Average number of TANF recipients decreased from **5,096** in 2021 to **4,552** in 2022 (10.7% decrease).

### Child Poverty by Race or Ethnicity, 2022

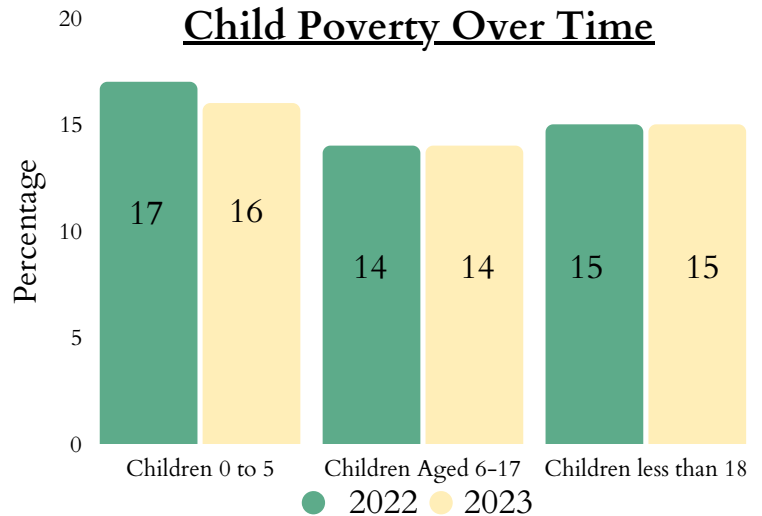


Note: Data unavailable for other races.

## HOUSING

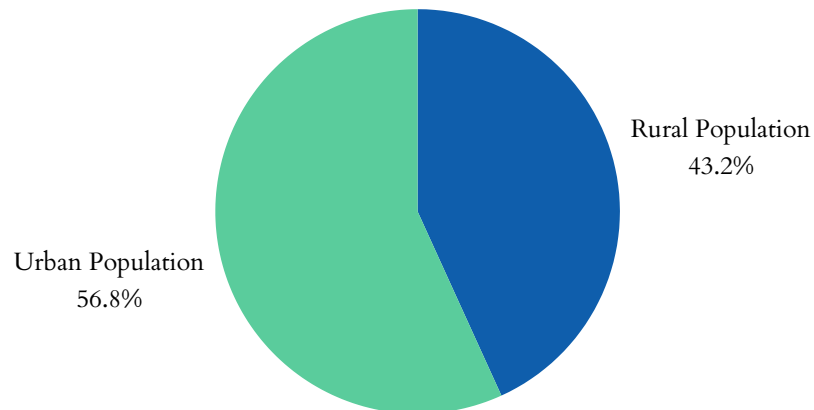
- **569** children, from birth to three-years-old, are experiencing homelessness (1.24%).
- **41%** of households receiving the Low Income Housing Tax Credit report having at least one member under 18
- **20%** of children lived in households with a high housing cost burden.
- **2,244** total South Dakota residents living in public housing

### Child Poverty Over Time



- The state spent **\$9,032,493** on WIC in 2023, serving **15,241** people: a 1.2% increase in total participants and 11.6% increase in spending since 2022.
- **98,580** people were food insecure between 2021 and 2023, including 38,910 children.
- **45.8%** of households receiving SNAP benefits in 2021 had children.

### Total Urban vs. Rural Population of South Dakota, 2020

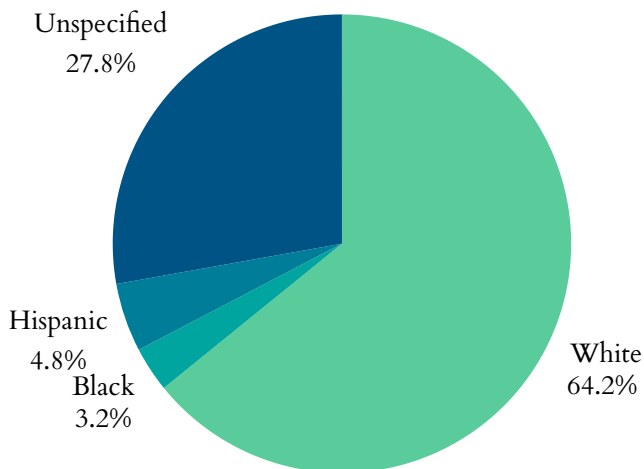


# South Dakota's Children

## Health

- 807 low birth-weight babies (<5.5lbs) born in 2023 (7.6% of births).
- 1,197 preterm births (<37wks) in 2021 (10.5%).
  - 9.5% of all White babies
  - 9.9% of all Black babies
- 506 births to mothers aged 15-19 in 2023 – a rate of 17 in every 1,000 teen girls.
- 87 infants aged <1yr died in 2023 -- a rate of 8 per 1,000.

Percentage of All Preterm Births by Race or Ethnicity, 2021



## Medicaid Expansion

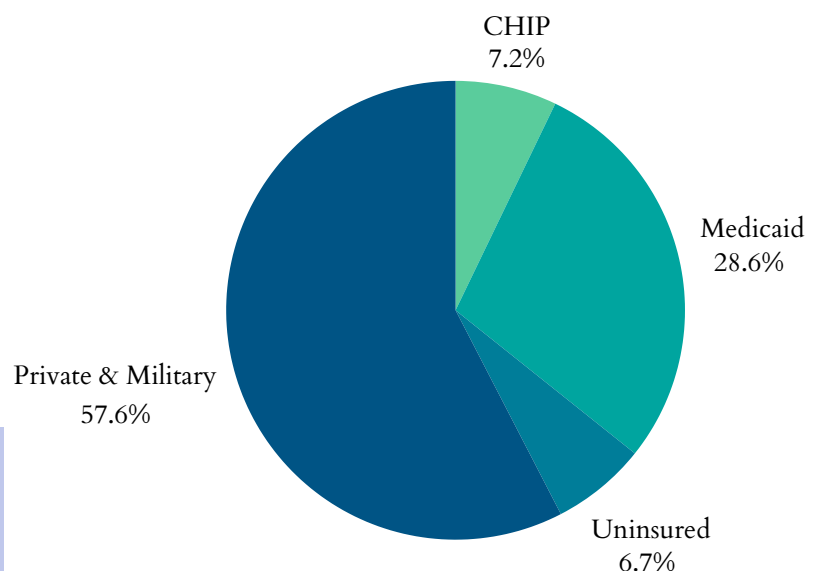
South Dakota has been a Medicaid expansion state since 07/01/2023

## Maternal Mortality

- 16 South Dakota women died while pregnant, or within 42 days post pregnancy from any cause relating to or aggravated by said pregnancy, excluding accidents and incidents

- 16000 children had no health insurance in 2023 (12.5% increase from 2022).
- 76,881 children were enrolled in Medicaid in 2021 (9.4% increase from 2020).
- 19,262 children in South Dakota were in the state Children Health Insurance Program (CHIP) in 2021 (14.1% decrease from 2020).

Health Insurance Coverage for Children, 2021



# South Dakota's Children

## Zero to Three

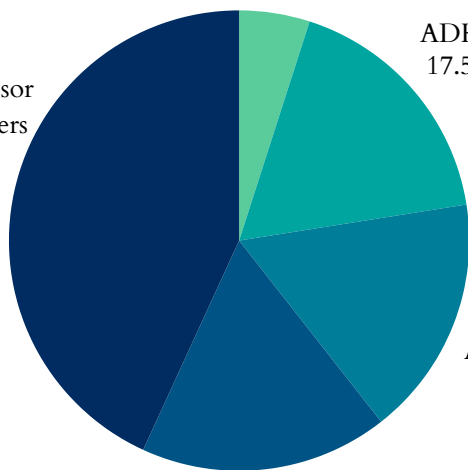
- 64% of babies live above low-income
- 15.5% of babies live at low income
- 20.5% of babies live in poverty
- 14.9% of babies live in deep poverty
- 80.1% of new parents have at least one parent working full time

### Top 5 Mental Health Diagnoses Among Children, 2022

Other Mental Health Disorders  
5%

ADHD  
17.5%

Trauma & Stressor  
Related Disorders  
43.2%



Depressive Disorders  
17.4%

Anxiety Disorders  
16.9%



## Plans for Safe Care

- In 2023, South Dakota reported 33 infants screened in with prenatal substance exposure.
- South Dakota reported 23 plans of safe care for screened-in infants.

South Dakota has a Family First plan submitted to the administration.

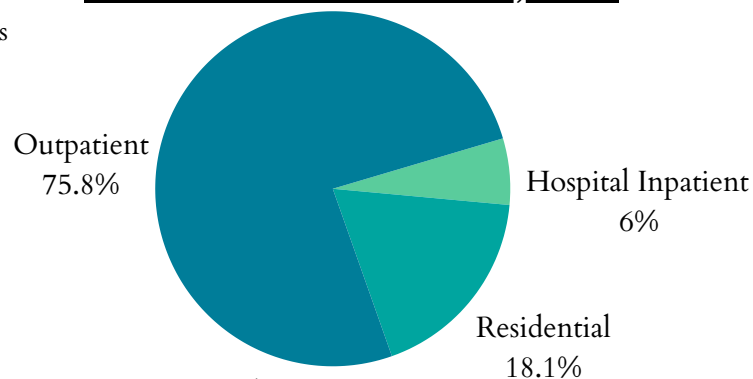
## Teens & Youth

- 2,000 youth (16-19yrs) were not in school nor working in 2022 (3%)
- 15 children <19yrs were killed by a firearm in South Dakota in 2022.

## Mental Health

- 5,280 children received mental health treatment in South Dakota in 2022 (0.3%)
- In 2022, there were 33.7 deaths by suicide per 100,000 adolescents aged 15-19 in South Dakota.

### Treatment Type for Youth with Substance Use Disorder, 2023



## Substance Use

- From 2015 to 2019, an average of 5,977 children in South Dakota (1.9% of the state's child population) lived with parents having a substance use disorder.
- On March 31st, 2023, 182 clients 18 and under were in treatment for SUD

