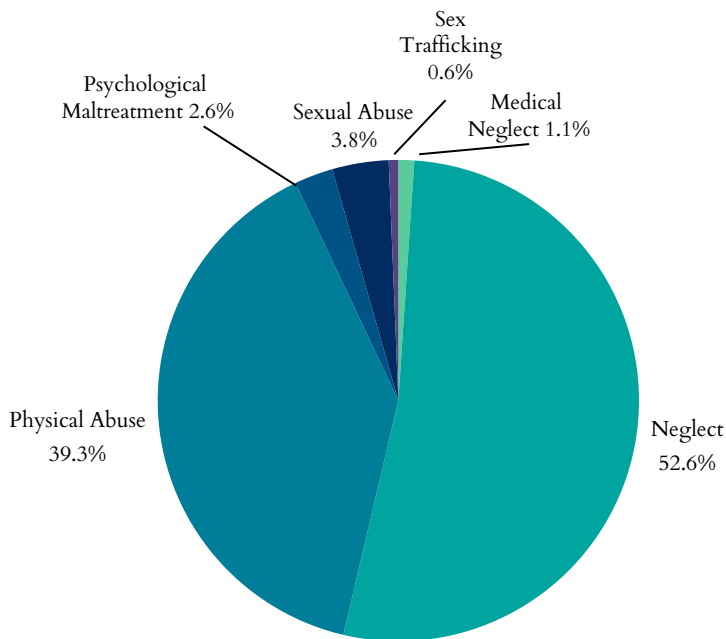


# South Carolina's Children

## Child Maltreatment

- In 2023, South Carolina had **68,378** total referrals for child abuse and neglect. Of those, **37,670** were screened in for response by CPS.
- **13,628** child victims of abuse or neglect, at a rate of **11.9** children per 1,000 (27.2% decrease since 2019).
- Of the **13,628** children, **9,631** were first-time victims.
- Largest age group of victims = **<1 years**, representing **1,877** of the **13,628** cases.

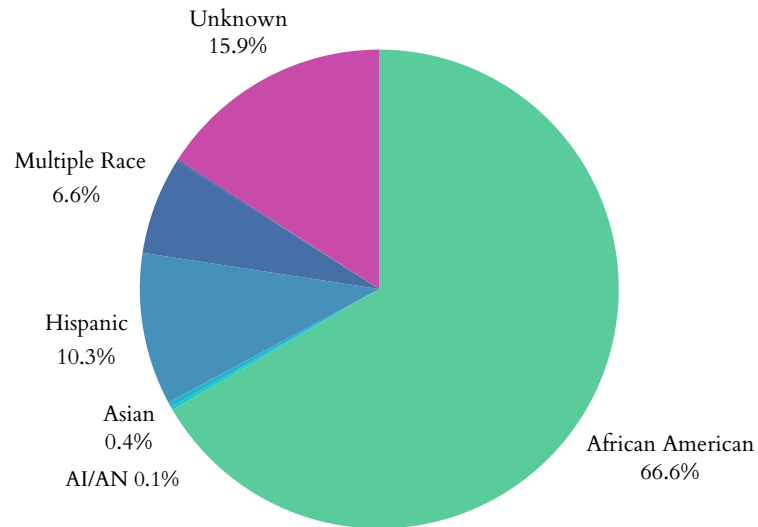
## Types of Maltreatment Victims, 2023



## Workforce

There are **5,020** children, family, and school social workers in South Carolina with a mean wage of **\$21.62** (compared to South Carolina's minimum wage: **\$7.25**)

## Child Victims by Race or Ethnicity, 2023



## Perpetrators of child maltreatment (2023):

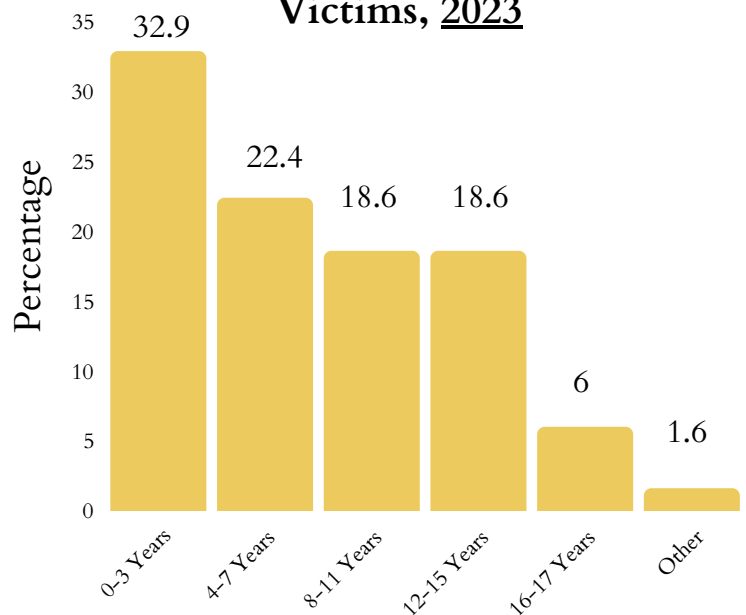
- **93.8%** = parents of the child.
- **6.2%** = non-parents or unknown relationship.

## Child victims (2023):

- **51.3%** = female; **48.7%** = male.

- Child fatalities increased from **38** in 2022 to **43** in 2023.
- South Carolina reported **81** total child victims of sex trafficking.
- Post-response services given to **4,921** victims and **8,588** non-victims.

## Age Distribution of Maltreatment Victims, 2023



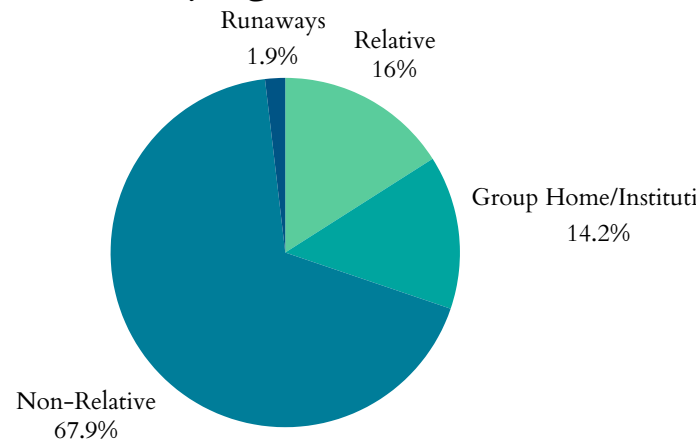
Published March 2025

# South Carolina's Children

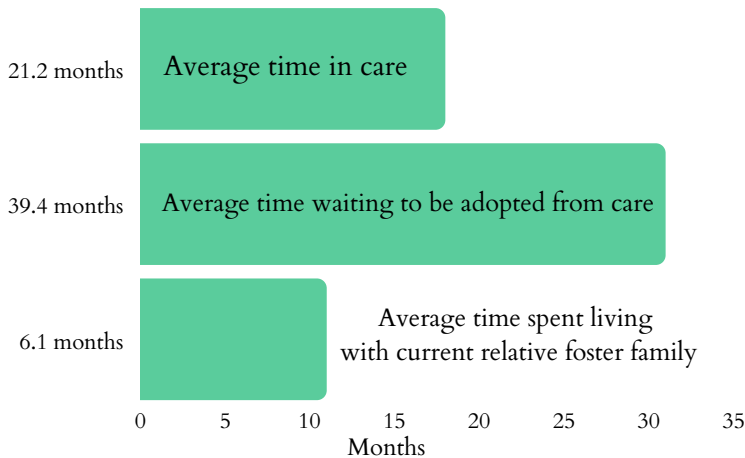
## Foster Care and Adoptions

- 6,735 total children were served by the foster care system in FY 2022.
- 3,793 in care as of 09/30/2022.
- During 2022, 2,868 children entered care and 2,942 exited.
- 501 children were adopted; 1,513 were waiting to be adopted.
- 3.6% decrease in the number of children in care between 2021-2022. Adoptions from the system increased by 9.1% from 2021.

### Where are Children in Foster Care Staying? 2021



### Duration in Care, 2021



- In 2021, 256 children exited foster care due to age (6.2% decrease from 2020).
- 1,647 children were living with non-relatives; 1,322 stayed with a relative.
- 152 children were staying in group homes or institutions; 38 children classified as runaways.
- 42.9% ?? of households had a grandparent living with a grandchild.

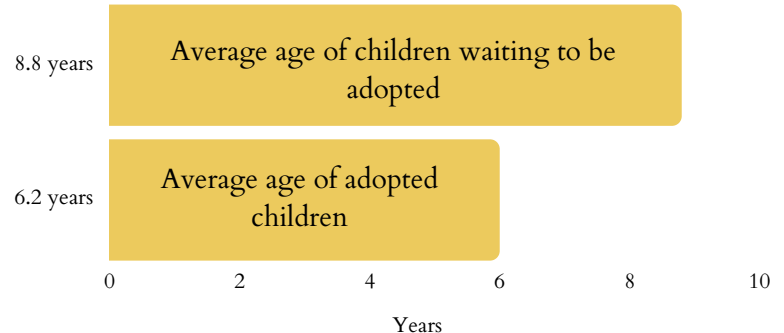
**6.2%**

The increase since 2020 in children transitioning from foster care to independence.

## Juvenile Justice

- 9,403 total arrests for children under 18 in 2019.
- 865 for Disorderly Conduct.
- 1,918 for Property Crimes.
- 1,375 for Drug Abuse Violations.
- 414 children lived in juvenile correction facilities in 2021 (decrease from 633 kids in 2019; 35% decline).

### Adoption, 2020



**34.6%**

The decline since 2019 of children living in juvenile correction facilities.

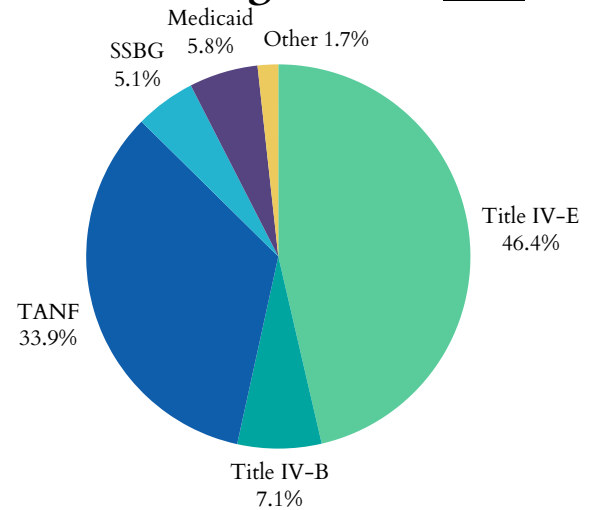


# South Carolina's Children

## Funding for Child Welfare Services

- South Carolina spent **\$272,643,128.96** on child welfare services in 2020.
  - Child welfare services = direct and administrative services
- **\$159,785,995.01** = from the federal government
- **\$102,665,504.38** = from state and local funds.

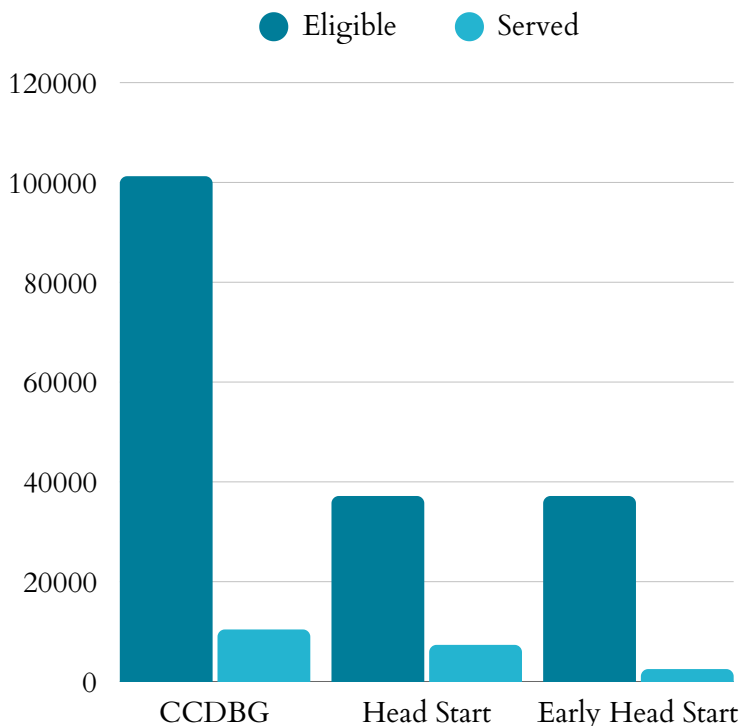
### Federal Funding Sources, 2021



The significant funding sectors of the **\$159,785,995.01** in federal funding received in South Carolina in 2020:

- **\$48,702,333.00** as part of the Title IV-E Total Foster Care Program.
- **\$24,334,523.00** as part of the Title IV-E Adoption Assistance Program.
- South Carolina's sum of expenditures for Social Service Block Grants in 2022 was **\$24,617,631**

## Child Care & Early Learning



- **20%** of Head Start eligible children are enrolled
- **7%** of Early Head Start eligible children are enrolled
- **10%** of Child Care & Development Block Grant eligible children 5 and under are served

- **\$9,048** annual cost of center-based infant care
- **\$7,150** annual cost of home-based infant care

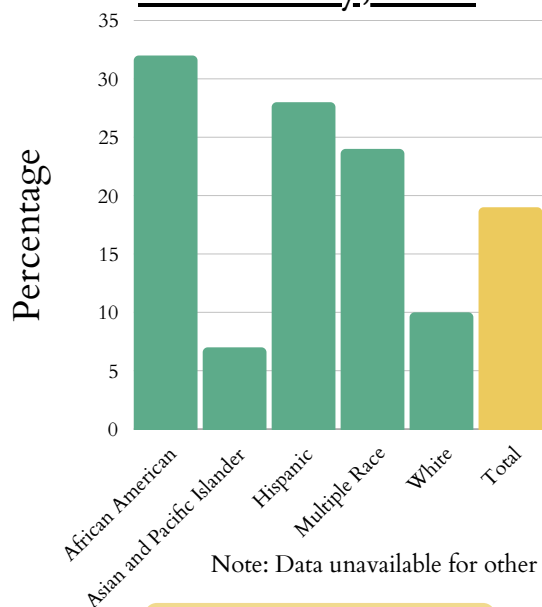


# South Carolina's Children

## Child Poverty

- **315,000** children lived with parents who lacked secure employment in 2022 (28% of all children).
- Average number of TANF recipients increased from **7,305** in 2021 to **14,860** in 2022 (103.4% increase).

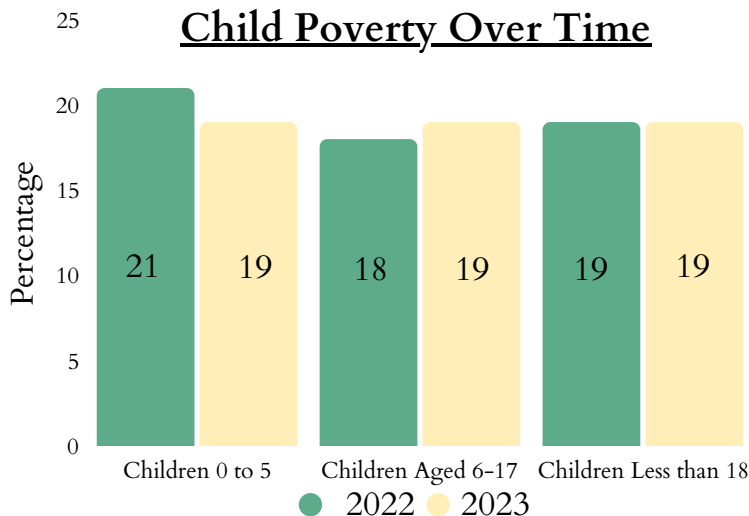
### Child Poverty by Race or Ethnicity, 2023



## HOUSING

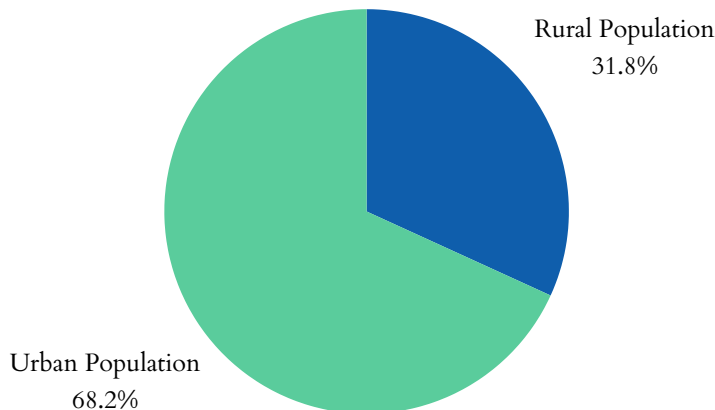
- **4,120** children, from birth to three-years-old, are experiencing homelessness (1.81%)
- **44%** of households receiving the Low Income Housing Tax Credit report having at least one member under 18
- **26%** of children lived in households with a high housing cost burden.
- **24,256** total South Carolina residents living in public housing

### Child Poverty Over Time



- The state spent **\$55,294,029** on WIC in 2023, serving **92,799** people: a 7.6% increase in total participants and 37.9% increase in spending since 2022.
- **753,193** people were food insecure between 2021 and 2023, including 206,343 children.
- **48.3%** of households receiving SNAP benefits in 2021 had children.

### Total Urban vs. Rural Population of South Carolina, 2020

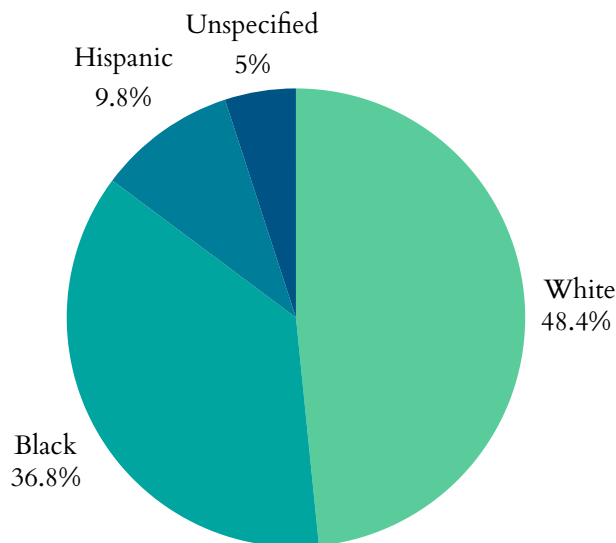


# South Carolina's Children

## Health

- 5,750 low birth-weight babies (<5.5lbs) born in 2023 (7.6% of births).
- 6,903 preterm births (<37wks) in 2021 (12.1%).
  - 10.5% of all White babies
  - 15.88% of all Black babies
- 2,965 births to mothers aged 15-19 in 2023 -- a rate of 18 in every 1,000 teen girls.
- 390 infants aged <1yr died in 2023 -- a rate of 7 per 1,000.

Percentage of All Preterm Births by Race or Ethnicity, 2021



## Medicaid Expansion

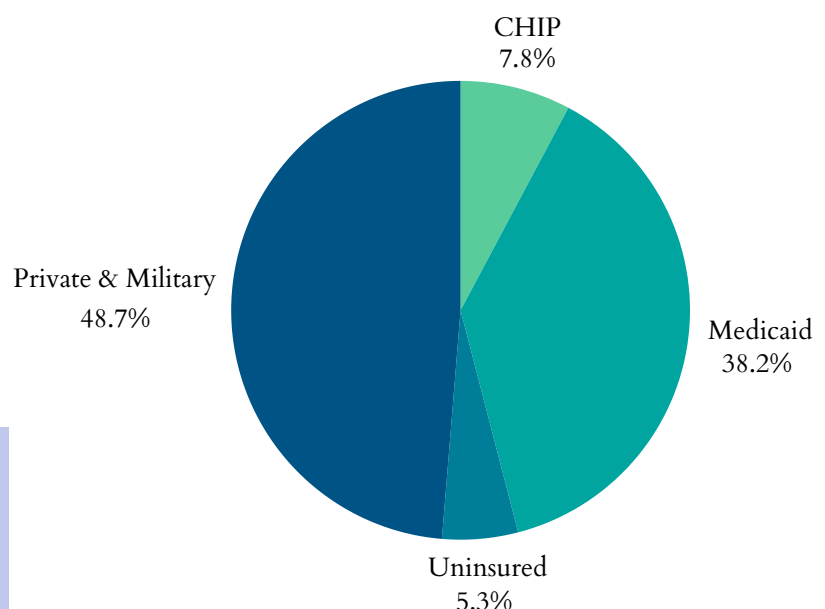
South Carolina is not a Medicaid expansion state.

## Maternal Mortality

- 92 South Carolina women died while pregnant, or within 42 days post pregnancy from any cause relating to or aggravated by said pregnancy, excluding accidents and incidents
- For every 100,000 live births in South Carolina, there are 32 maternal deaths

- 74,000 children had no health insurance in 2023 (1.4% increase from 2022).
- 638,211 children were enrolled in Medicaid in 2021 (0.7% increase from 2020).
- 107,946 children in South Carolina were in the state Children Health Insurance Program (CHIP) in 2021 (3.3% decrease from 2020).

Health Insurance Coverage for Children, 2021

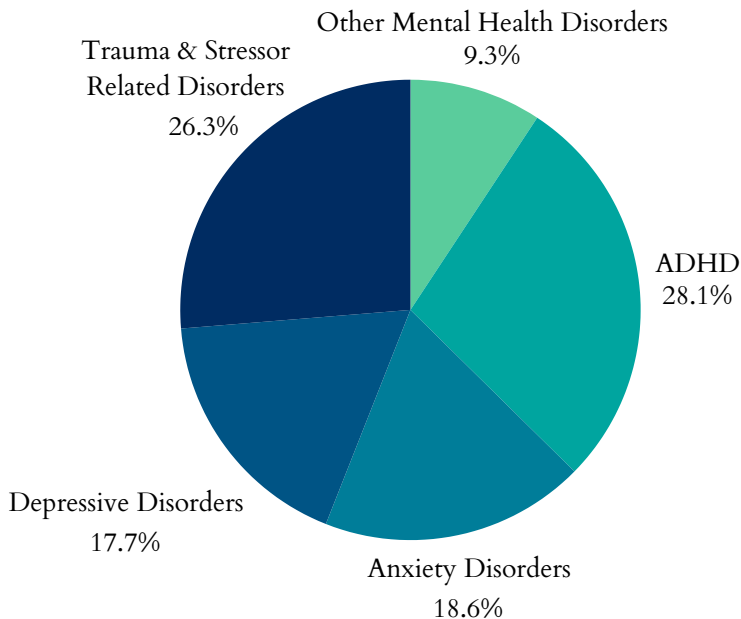


# South Carolina's Children

## Zero to Three

- 53.8% of babies live above low-income
- 23.7% of babies live at low income
- 22.6% of babies live in poverty
- 12.6% of babies live in deep poverty
- 74.7% of new parents have at least one parent working full time

### Top 5 Mental Health Diagnoses Among Children, 2022



### Plans for Safe Care

- In 2023, South Carolina reported 636 infants screened in with prenatal substance exposure.
- South Carolina did not report any plans of safe care for screened-in infants.

South Carolina has a Family First plan approved by the administration.

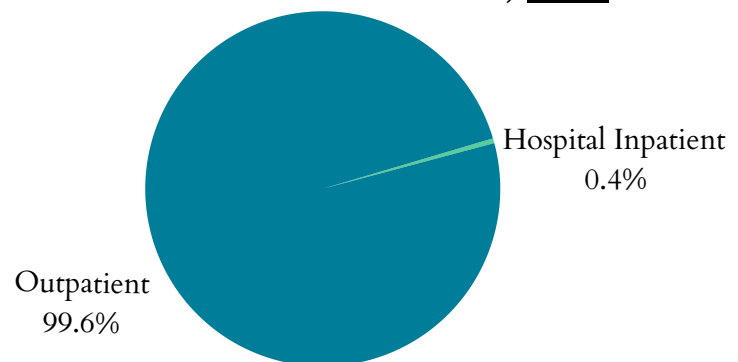
## Teens & Youth

- 23,000 youth (16-19yrs) were not in school nor working in 2023 (8%)
- 125 children <19yrs were killed by a firearm in South Carolina in 2022.

## Mental Health

- 34,492 children received mental health treatment in South Carolina in 2022 (1.9%)
- In 2022, there were 12.9 deaths by suicide per 100,000 adolescents aged 15-19 in South Carolina.

### Treatment Type for Youth with Substance Use Disorder, 2023



### Substance Use

- From 2015 to 2019, an average of 27,368 children in South Carolina (1.9% of the state's child population) lived with parents having a substance use disorder.
- On March 31st, 2023, 1,582 clients 18 and under were in treatment for SUD

