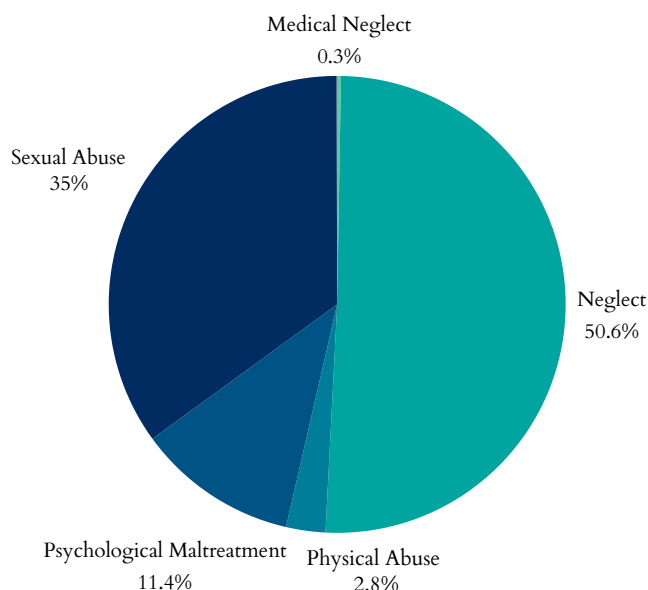


# Rhode Island's Children

## Child Maltreatment

- In 2023, Rhode Island had **14,204** total referrals for child abuse and neglect. Of those, **4,839** were screened in for response by CPS.
- **2,514** child victims of abuse or neglect, at a rate of **12.3** children per 1,000 (21% decrease since 2019).
- Of the **2,514** children, **1,737** were first-time victims.
- Largest age group of victims = **<1 years**, representing **332** of the **2,514** cases.

## Types of Maltreatment Victims, 2023



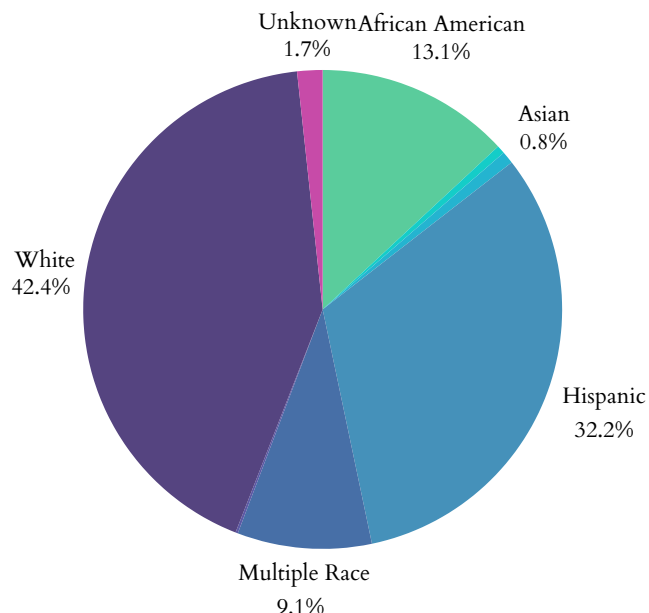
## Workforce

There are **2,130** children, family, and school social workers in Rhode Island with a mean wage of **\$32.47** (compared to Rhode Island's minimum wage: **\$15.00**)



Published March 2025

## Child Victims by Race or Ethnicity, 2023



### Perpetrators of child maltreatment (2023):

- **79.5%** = parents of the child.
- **20.5%** = non-parents or unknown relationship.

### Child victims (2023):

- **50.1%** = female; **49.6%** = male.

- Child fatalities decreased from **2** in 2022 to **1** in 2023.
- Rhode Island reported **1** total child victim of sex trafficking.
- Post-response services given to **2,620** victims and **4,596** non-victims.

## Age Distribution of Maltreatment Victims, 2023

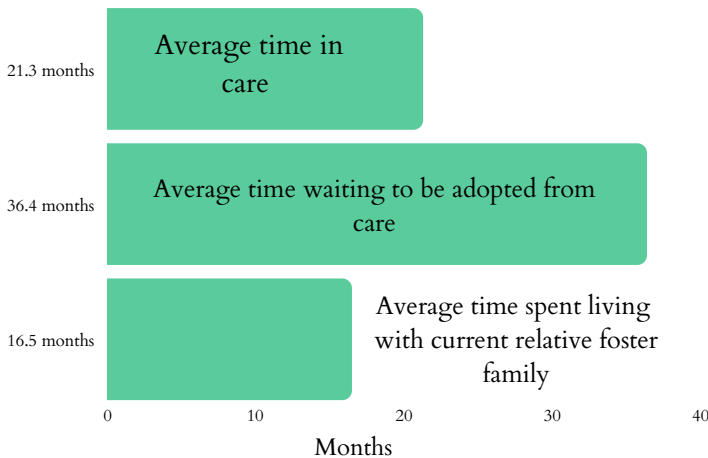


# Rhode Island's Children

## Foster Care and Adoptions

- **2,608** total children were served by the foster care system in FY 2022.
- **1,723** in care as of 09/30/2022.
- During 2022, **812** children entered care and **885** exited.
- **252** children were adopted; **241** were waiting to be adopted.
- **5.5%** decrease in the number of children in care between 2021-2022. Adoptions from the system increased by **9.1%** from 2021.

### Duration in Care, 2021

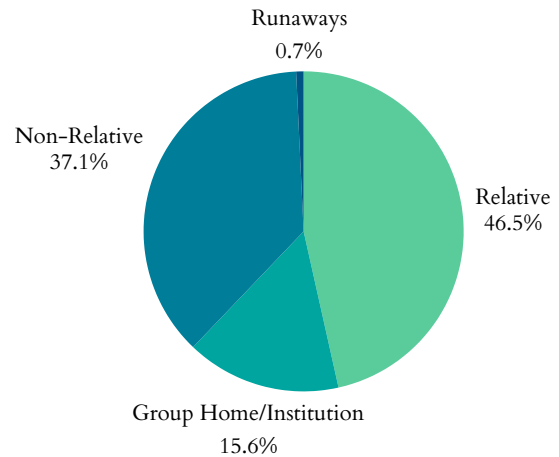


**28.2%** The decrease since 2020 in children transitioning from foster care to independence.

### Juvenile Justice

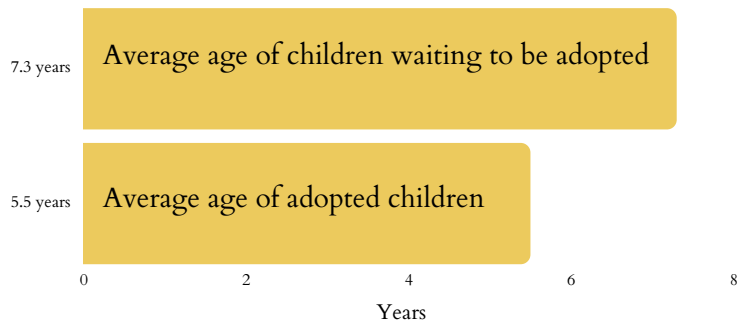
- **2,176** total arrests for children under 18 in 2019.
- **511** for Disorderly Conduct.
- **340** for Property Crimes.
- **112** for Drug Abuse Violations.
- **72** children lived in juvenile correction facilities in 2021 (decrease from **108** kids in 2019; 33% decline).

### Where are Children in Foster Care Staying? 2021



- In 2021, **107** children exited foster care due to age (**28.2%** decrease from 2020).
- **546** children were living with non-relatives; **684** stayed with a relative.
- **230** children were staying in group homes or institutions; **11** children classified as runaways.
- **3%** of households had a grandparent living with a grandchild.

### Adoption, 2020



**33%** The decline since 2019 of children living in juvenile correction facilities.

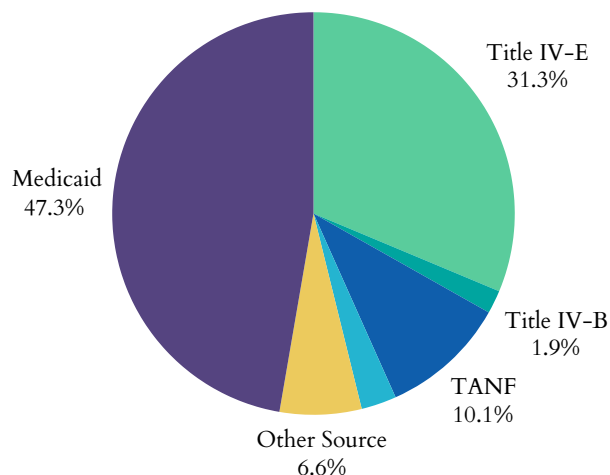


# Rhode Island's Children

## Funding for Child Welfare Services

- Rhode Island spent **\$232,456,094.90** on child welfare services in 2020.
  - Child welfare services = direct and administrative services
- **\$78,535,559.34** = from the federal government
- **\$152,052,335.35** = from state and local funds.

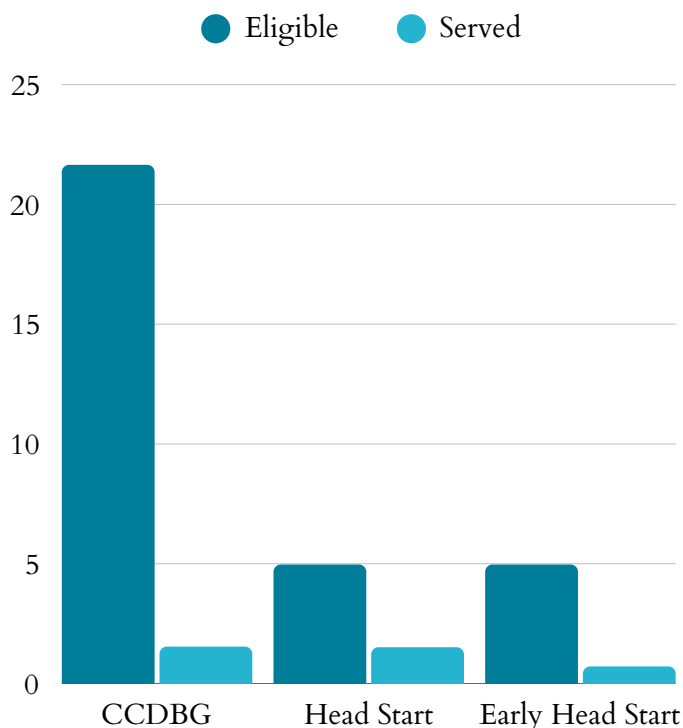
## Federal Funding Sources, 2020



The significant funding sectors of the **\$78,535,559.34** in federal funding received in Rhode Island in 2020:

- **\$14,285,330** as part of the Title IV-E Total Foster Care Program.
- **\$8,900,892** as part of the Title IV-E Adoption Assistance Program.
- Rhode Island's sum of expenditures for Social Service Block Grants in 2022 was **\$11,114,326**

## Child Care & Early Learning



- **30%** of Head Start eligible children are enrolled
- **14%** of Early Head Start eligible children are enrolled
- **7%** of Child Care & Development Block Grant eligible children 5 and under are served

- **\$16,899** annual cost of center-based infant care
- **\$14,618** annual cost of home-based infant care

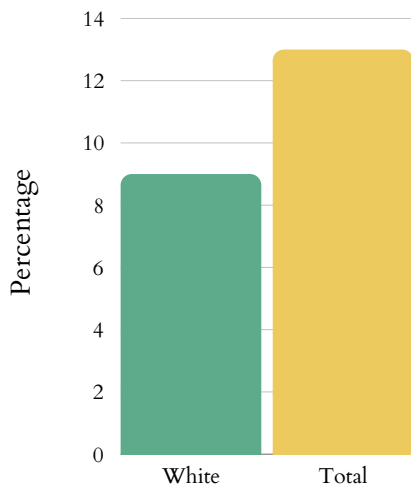


# Rhode Island's Children

## Child Poverty

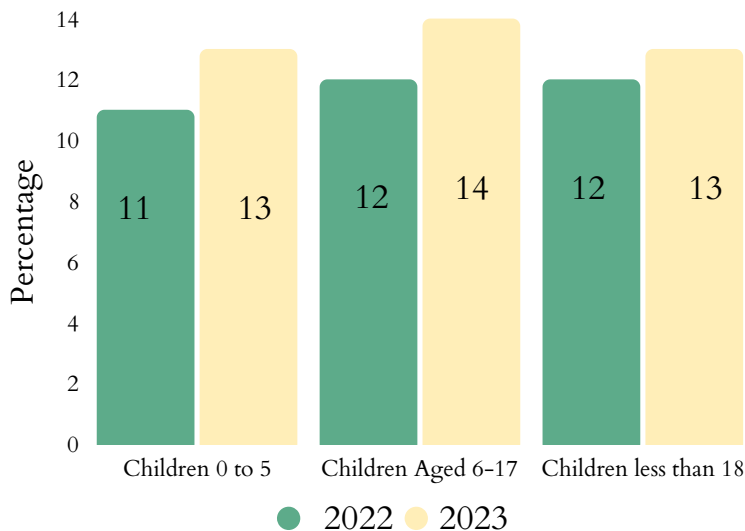
- 44,000 children lived with parents who lacked secure employment in 2022 (22% of all children).
- 29% of children lived in households with a high housing cost burden.
- Average number of TANF recipients rose from 5,466 in 2021 to 7,316 in 2022 (33.8% increase).

### Child Poverty by Race or Ethnicity, 2023



Note: Data unavailable for other races.

### Child Poverty Over Time

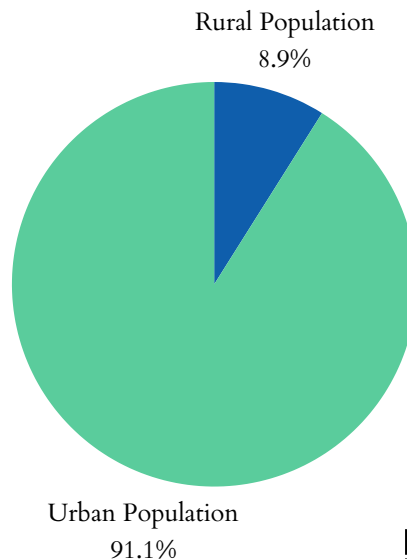


- The state spent \$10,687,197 on WIC in 2023, serving 17,235 people: a 6.46% increase in total participants and 41.7% increase in spending since 2022.
- 118,890 people were food insecure in 2021, including 29,770 children.
- 30.3% of households receiving SNAP benefits in 2021 had children.

## HOUSING

- 366 children, from birth to three-years-old, are experiencing homelessness (0.88%)
- 24.0% of households receiving the Low Income Housing Tax Credit report having at least one member under 18
- 29% of children lived in households with a high housing cost burden.
- 13,963 total Rhode Island residents living in public housing

### Total Urban vs. Rural Population of Rhode Island, 2020

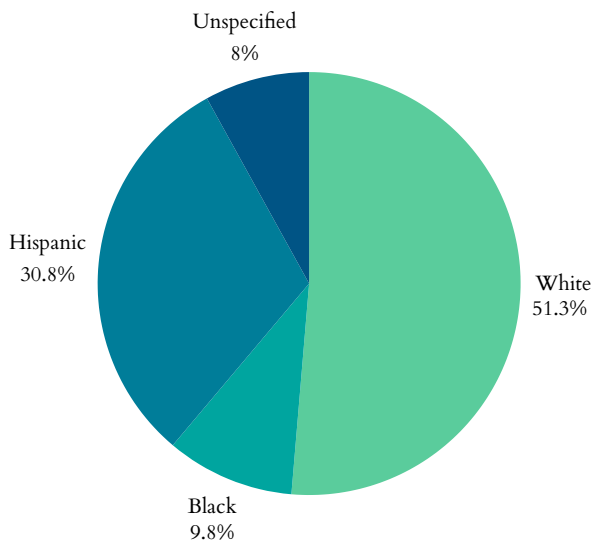


# Rhode Island's Children

## Health

- 753 low birth-weight babies (<5.5lbs) born in 2023 (7.7% of births).
- 1,009 preterm births (<37wks) in 2021 (9.7% of births).
  - 8.82% of all White babies
  - 11.80% of all Black babies
- 271 births to mothers aged 15-19 in 2023 -- a rate of 7 in every 1,000 teen girls.
- 47 infants aged <1yr died in 2023; a rate of 5 per 1,000.

Percentage of All Preterm Births by Race or Ethnicity, 2021



## Medicaid Expansion

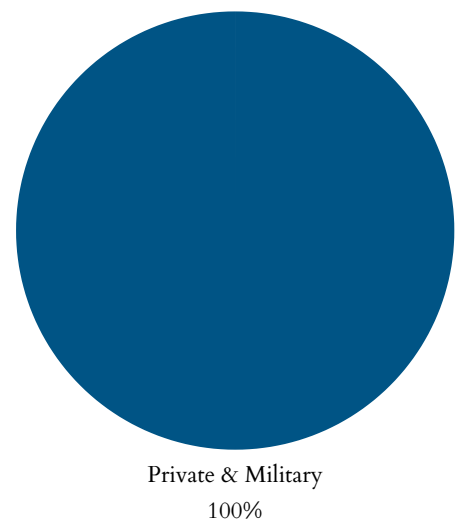
Rhode Island has been a Medicaid expansion state since 01/01/2014.

## Maternal Mortality

- 9 Rhode Island women died while pregnant, or within 42 days post pregnancy from any cause relating to or aggravated by said pregnancy, excluding accidents and incidents
- Rhode Island did not report a number of maternal deaths per every 100,000 live births

- 5,000 children had no health insurance in 2022 (16.7% decrease from 2021).
- 108,175 children were enrolled in Medicaid in 2021 (1.1% decrease from 2020).
- 33,974 children in Rhode Island were in the state Children Health Insurance Program (CHIP) in 2021 (4.5% increase from 2020).

## Health Insurance Coverage for Children, 2021

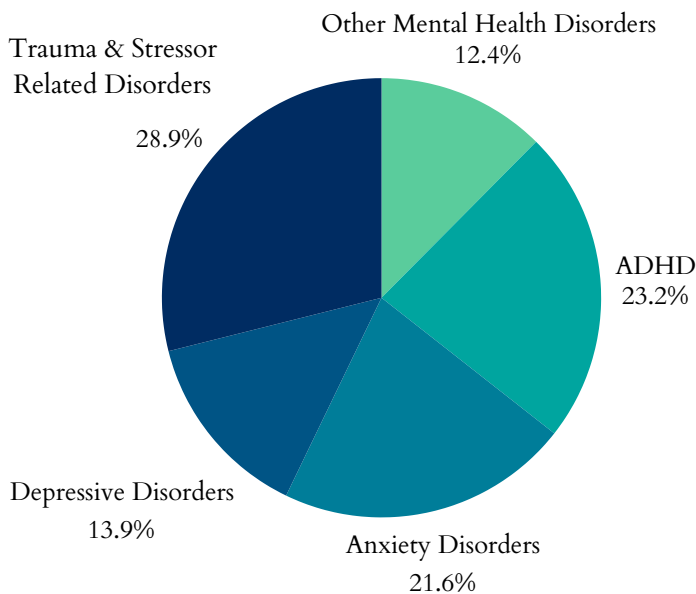


# Rhode Island's Children

## Zero to Three

- 67.0% of babies live above low-income
- 20.2% of babies live at low income
- 12.8% of babies live in poverty
- 6.2% of babies live in deep poverty
- 85.0% of new parents have at least one parent working full time

### Top 5 Mental Health Diagnoses Among Children, 2022



### Plans for Safe Care

- In 2023, Rhode Island reported 71 infants screened in with prenatal substance exposure.
- Rhode Island reported 0 plans of safe care for screened-in infants.

Rhode Island has a Family First plan approved by the administration.

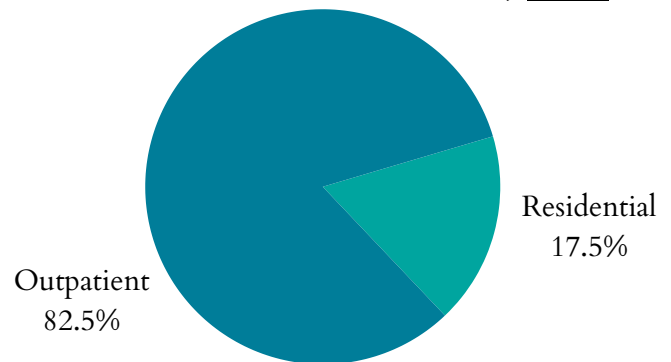
## Teens & Youth

- 2,000 youth (16-19yrs) were not in school nor working in 2023 (4%)
- 0 children <19yrs were killed by a firearm in Rhode Island in 2020.

## Mental Health

- 7,092 children received mental health treatment in Rhode Island in 2022 (0.4%)
- In 2022, there were 5.0 suicide deaths per 100,000 adolescents aged 15-19 in Rhode Island.

### Treatment Type for Youth with Substance Use Disorder, 2023



### Substance Use

- From 2015 to 2019, an average of 6,405 children in Rhode Island (2.0% of the state's child population) lived with parents having a substance use disorder.
- On March 31st, 2023, 461 clients 18 and under were in treatment for SUD

