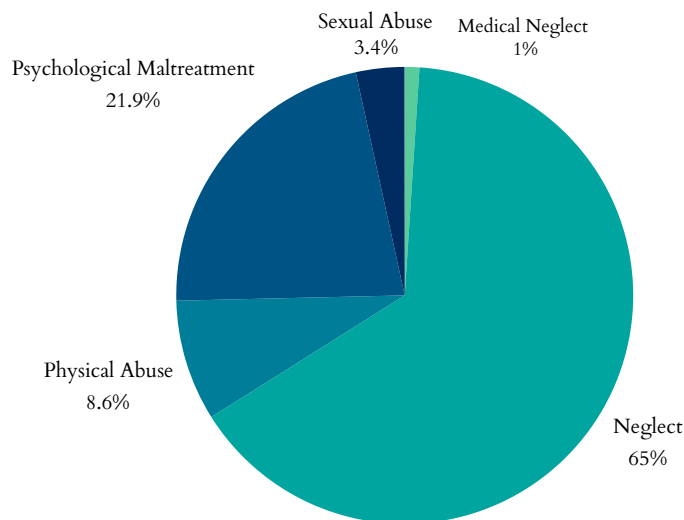


# Oklahoma's Children

## Child Maltreatment

- In 2023, Oklahoma had **84,219** total referrals for child abuse and neglect. Of those, **34,139** were screened in for response by CPS.
- **13,198** child victims of abuse or neglect, at a rate of **13.7** children per 1,000 (12.9% decrease since 2019).
- Of the **13,198** children, **10,290** were first-time victims.
- Largest age group of victims = **<1 years**, representing **2,005** of the **13,198** cases.

## Types of Maltreatment Victims, 2023



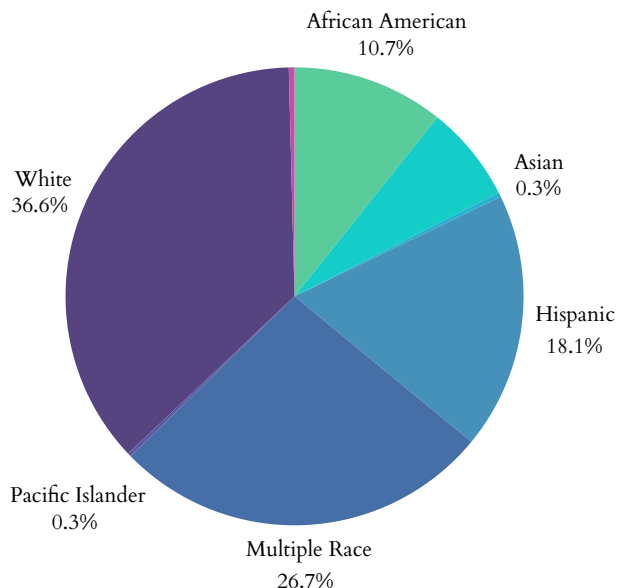
## Workforce

There are **6,160** children, family, and school social workers in Oklahoma with a mean wage of **\$20.97** (compared to Oklahoma's minimum wage: **\$7.25**)



Published March 2025

## Child Victims by Race or Ethnicity, 2023



## Perpetrators of child maltreatment (2023):

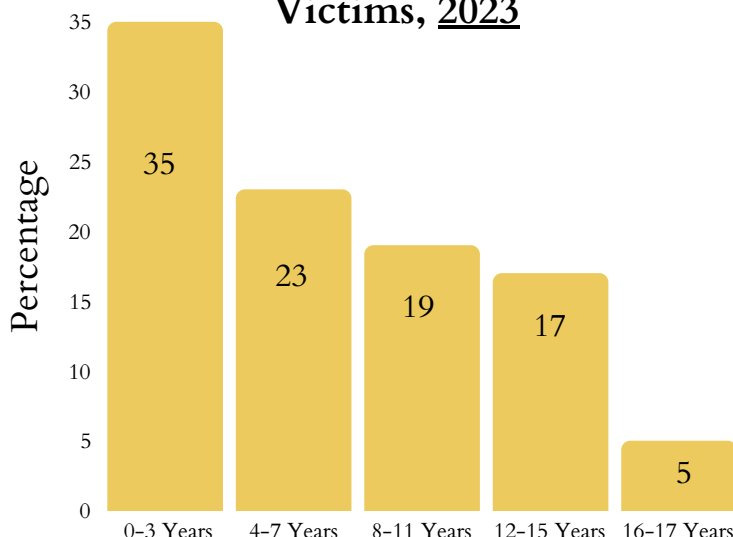
- **80.1%** = parents of the child.
- **19.8%** = non-parents or unknown relationship.

## Child victims (2023):

- **50.4%** = female; **49.5%** = male.

- Child fatalities decreased from **29** in 2022 to **17** in 2023.
- Oklahoma reported **3** total child victim of sex trafficking.
- Post-response services given to **13,859** victims and **45,895** non-victims.

## Age Distribution of Maltreatment Victims, 2023

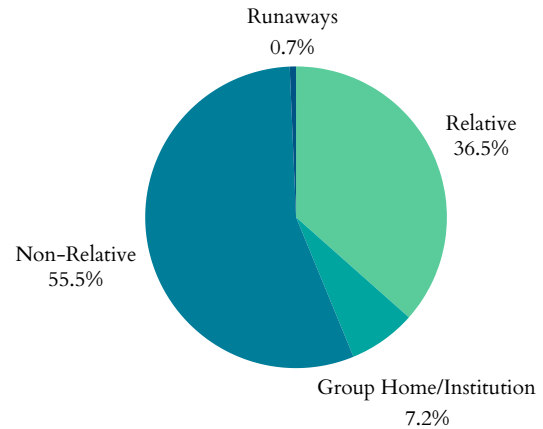


# Oklahoma's Children

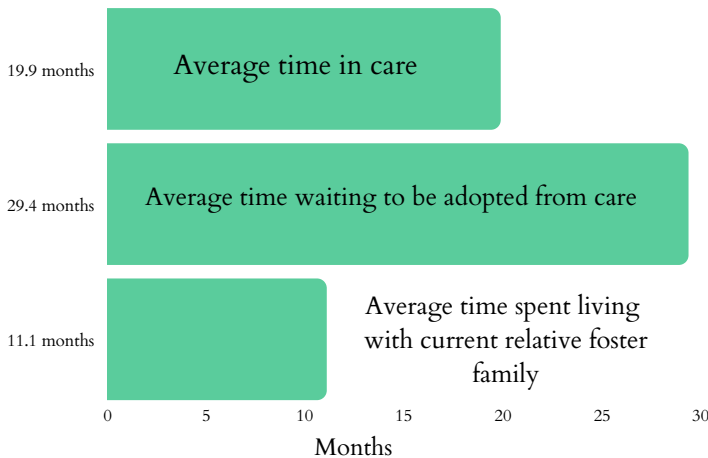
## Foster Care and Adoptions

- **10,983** total children were served by the foster care system in FY 2022.
- **7,013** in care as of 09/30/2022.
- During 2022, **3,509** children entered care and **3,970** exited.
- **1,629** children were adopted; **3,393** were waiting to be adopted.
- **6.2%** decrease in the number of children in care between 2021-2022. Adoptions from the system also increased by **9%** from 2021.

### Where are Children in Foster Care Staying? 2021



### Duration in Care, 2021



- In 2021, **203** children exited foster care due to age (23% increase from 2020).
- **3,629** children were living with non-relatives; **2,388** stayed with a relative.
- **473** children were staying in group homes or institutions; **44** children classified as runaways.
- **4%** of households had a grandparent living with a grandchild.


**23%**

The increase since 2020 in children transitioning from foster care to independence.

### Juvenile Justice

- **7,195** total arrests for children under 18 in 2019.
- **552** for Disorderly Conduct.
- **1,513** for Property Crimes.
- **1,022** for Drug Abuse Violations.
- **261** children lived in juvenile correction facilities in 2021 (decrease from **345** kids in 2019; 24% decline).

### Adoption, 2020



**24%**

The decline since 2019 of children living in juvenile correction facilities.

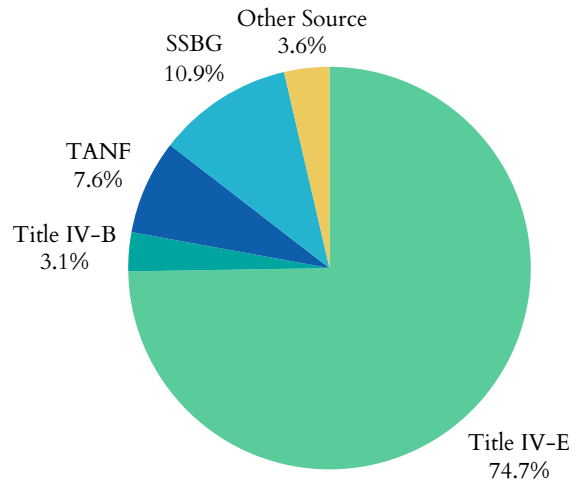


# Oklahoma's Children

## Funding for Child Welfare Services

- Oklahoma spent **\$426,430,125.45** on child welfare services in 2020.
  - Child welfare services = direct and administrative services
- \$220,720,870** = from the federal government
- \$199,617,326** = from state and local funds.

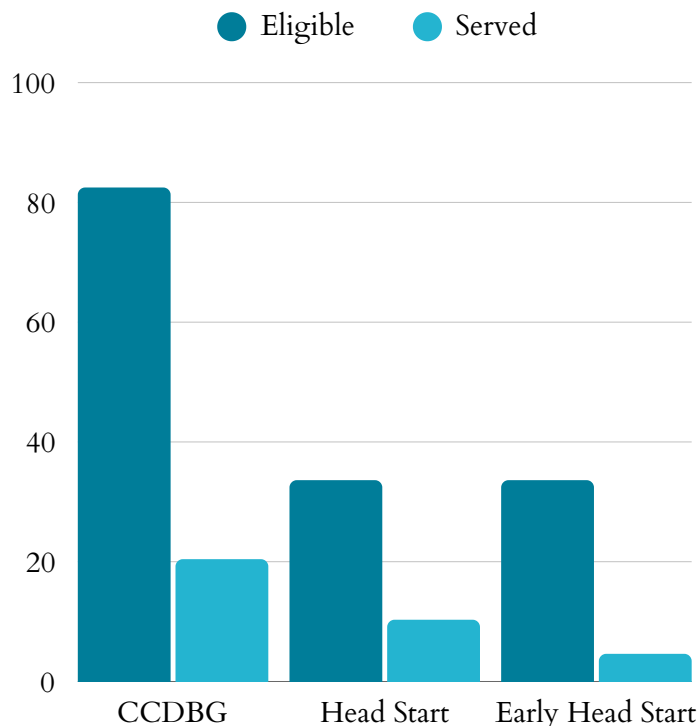
## Federal Funding Sources, 2020



The significant funding sectors of the **\$220,720,870** in federal funding received in Oklahoma in 2020:

- \$52,787,516** as part of the Title IV-E Total Foster Care Program.
- \$92,688,413** as part of the Title IV-E Adoption Assistance Program.
- Oklahoma's sum of expenditures for Social Service Block Grants in 2022 was **\$32,843,746**

## Child Care & Early Learning



- 31%** of Head Start eligible children are enrolled
- 14%** of Early Head Start eligible children are enrolled
- 25%** of Child Care & Development Block Grant eligible children 5 and under are served

- \$10,065** annual cost of center-based infant care
- \$8,704** annual cost of home-based infant care

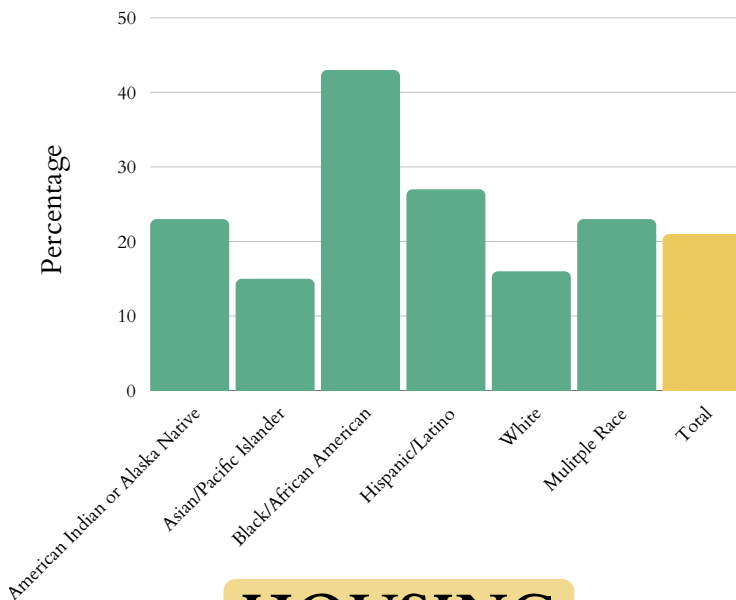


# Oklahoma's Children

## Child Poverty

- **260,000** children lived with parents who lacked secure employment in 2022 (27% of all children).
- **27%** of children lived in households with a high housing cost burden.
- Average number of TANF recipients fell from **11,240** in 2021 to **8,168** in 2022 (27.3% decrease).

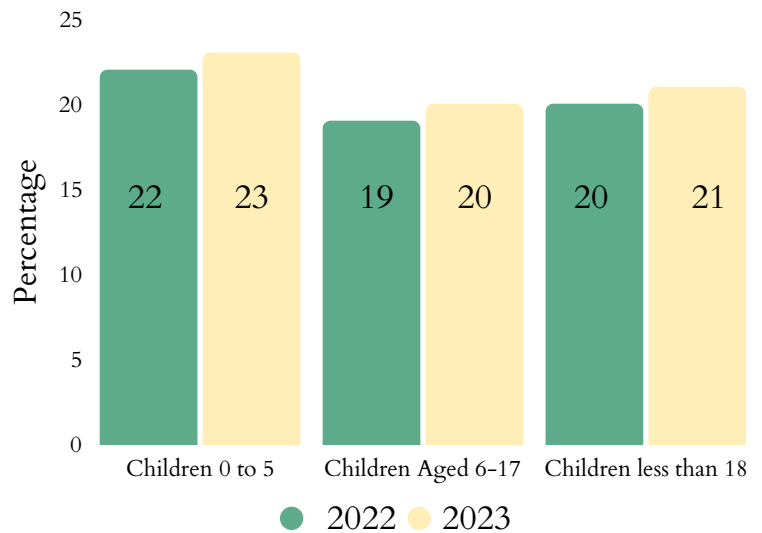
### Child Poverty by Race or Ethnicity, 2023



## HOUSING

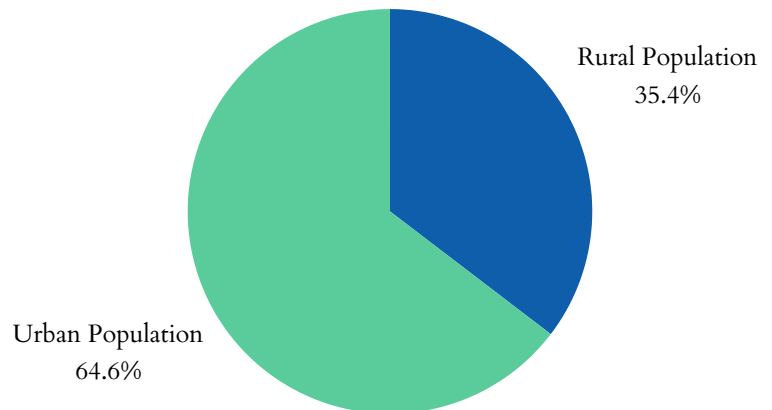
- **6,409** children, from birth to three-years-old, are experiencing homelessness (3.32%)
- **29.3%** of households receiving the Low Income Housing Tax Credit report having at least one member under 18
- **27%** of children lived in households with a high housing cost burden.
- **15,817** total Oklahoma residents living in public housing

### Child Poverty Over Time



- The state spent **\$49,608,107** on WIC in 2023, serving **10,423** people: a 2.0% increase in total participants and 25.7% increase in spending since 2022.
- **672,170** people were food insecure in 2021, including 223,890 children.
- **45.2%** of households receiving SNAP benefits in 2021 had children.

### Total Urban vs. Rural Population of Oklahoma, 2020

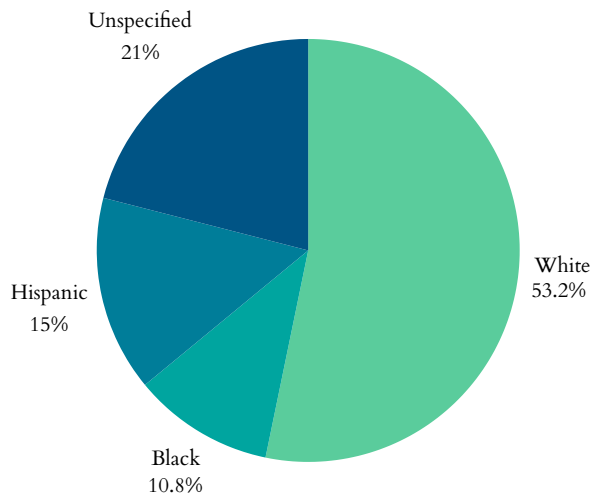


# Oklahoma's Children

## Health

- 4,117 low birth-weight babies (<5.5lbs) born in 2023 (8.6% of births).
- 5,772 preterm births (<37wks) in 2021 (11.9% of births).
  - 11.6% of all White babies
  - 16.3% of all Black babies
- 2,855 births to mothers aged 15-19 in 2023 -- a rate of 21 in every 1,000 teen girls.
- 337 infants aged <1yr died in 2023; a rate of 7 per 1,000.

### Percentage of All Preterm Births by Race or Ethnicity, 2021



## Medicaid Expansion

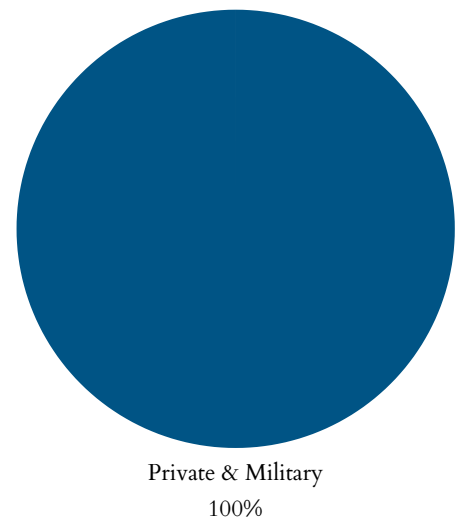
Oklahoma has been a Medicaid expansion state since 07/01/2021.

## Maternal Mortality

- 72 Oklahoma women died while pregnant, or within 42 days post pregnancy from any cause relating to or aggravated by said pregnancy, excluding accidents and incidents
- For every 100,000 live births in Oklahoma, there is 30 maternal deaths

- 73,000 children had no health insurance in 2022 (2.67% decrease from 2021).
- 515,801 children were enrolled in Medicaid in 2021 (2.3% increase from 2020).
- 237,437 children in Oklahoma were in the state Children Health Insurance Program (CHIP) in 2021 (8.2% increase from 2020).

### Health Insurance Coverage for Children, 2021

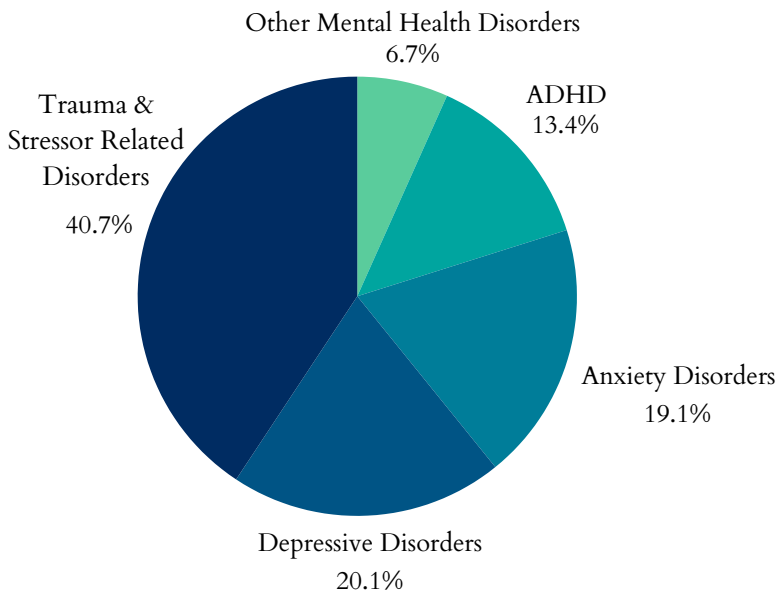


# Oklahoma's Children

## Zero to Three

- 48.4% of babies live above low-income
- 27.8% of babies live at low income
- 23.8% of babies live in poverty
- 11.7% of babies live in deep poverty
- 76.4% of new parents have at least one parent working full time

### Top 5 Mental Health Diagnoses Among Children, 2022



### Plans for Safe Care

- In 2023, Oklahoma reported 2,231 infants screened in with prenatal substance exposure.
- Oklahoma reported 85 plans of safe care for screened-in infants.

Oklahoma has a Family First plan approved by the administration.

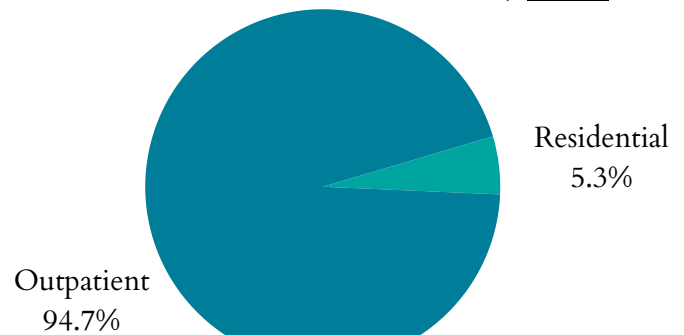
## Teens & Youth

- 19,000 youth (16-19yrs) were not in school nor working in 2023 (8%)
- 73 children <19yrs were killed by a firearm in Oklahoma in 2020.

## Mental Health

- 33,436 children received mental health treatment in Oklahoma in 2022 (1.8%)
- In 2022, there were 15.5 suicide deaths per 100,000 adolescents aged 15-19 in Oklahoma.

### Treatment Type for Youth with Substance Use Disorder, 2023



### Substance Use

- From 2015 to 2019, an average of 38,572 children in Oklahoma (2.7% of the state's child population) lived with parents having a substance use disorder.
- On March 31st, 2023, 4,517 clients 18 and under were in treatment for SUD

