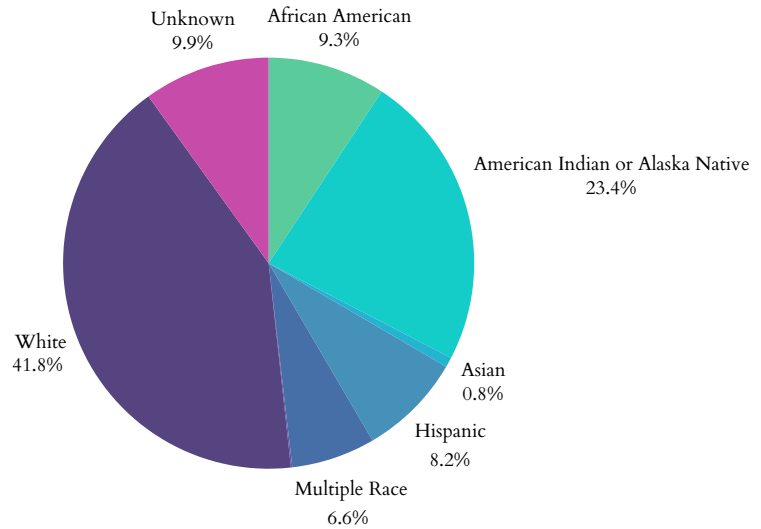


North Dakota's Children

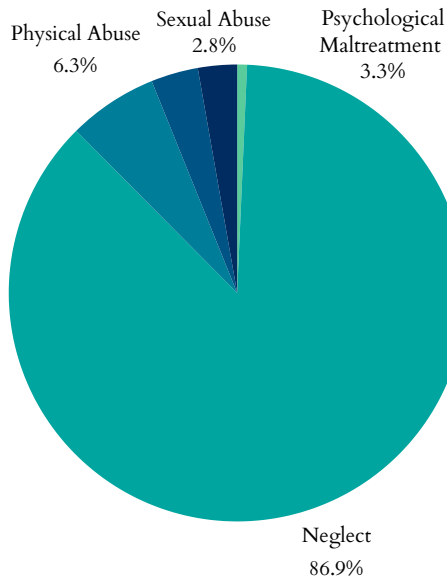
Child Maltreatment

- In 2023, North Dakota had **2,643** total referrals for child abuse and neglect. All **2,643** were screened in for response by CPS.
- **895** child victims of abuse or neglect, at a rate of **4.8** children per 1,000 (50.2% decrease since 2019).
- Of the **895** children, **663** were first-time victims.
- Largest age group of victims = **<1 years**, representing **190** of the **895** cases.

Child Victims by Race or Ethnicity, 2023



Types of Maltreatment Victims, 2023



Perpetrators of child maltreatment (2023):

- **83.5%** = parents of the child.
- **16.4%** = non-parents or unknown relationship.

Child victims (2023):

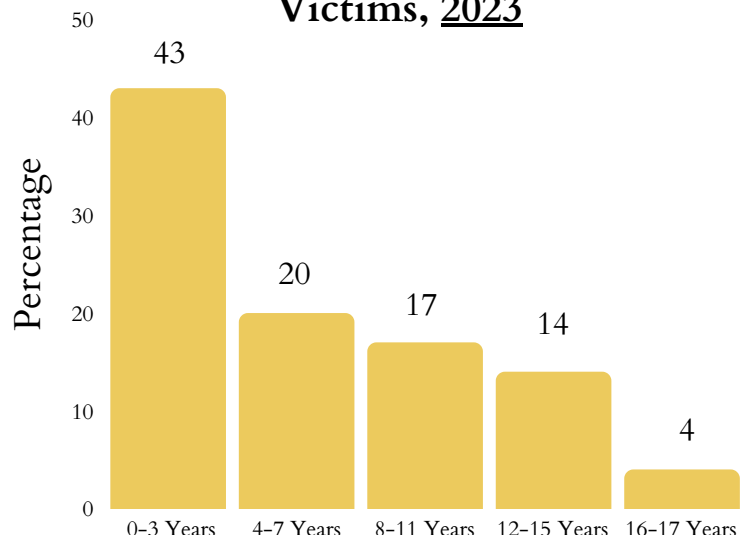
- **49.6%** = female; **50.4%** = male.

- Child fatalities decreased from **6** in 2022 to **2** in 2023.
- North Dakota reported **0** total child victim of sex trafficking.
- Post-response services given to **909** victims and **4,098** non-victims.

Workforce

There are **820** children, family, and school social workers in North Dakota with a mean wage of **\$30.05** (compared to North Dakota's minimum wage: **\$7.25**)

Age Distribution of Maltreatment Victims, 2023

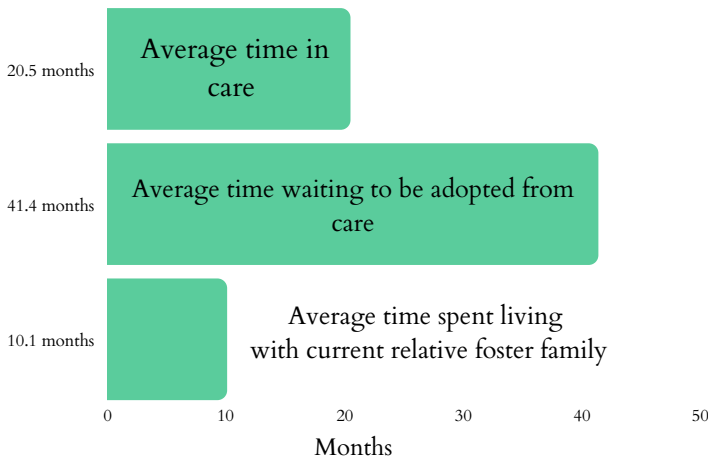


North Dakota's Children

Foster Care and Adoptions

- **2,346** total children were served by the foster care system in FY 2022.
- **1,547** in care as of 09/30/2022.
- During 2022, **893** children entered care and **801** exited.
- **225** children were adopted; **431** were waiting to be adopted.
- **2.5%** increase in the number of children in care between 2021-2022. Adoptions from the system also decreased by **1.7%** from 2020.

Duration in Care, 2021

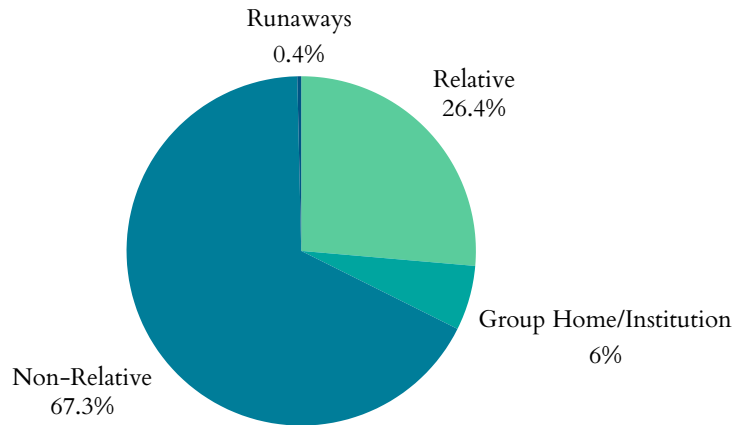


37.5% The increase since 2020 in children transitioning from foster care to independence.

Juvenile Justice

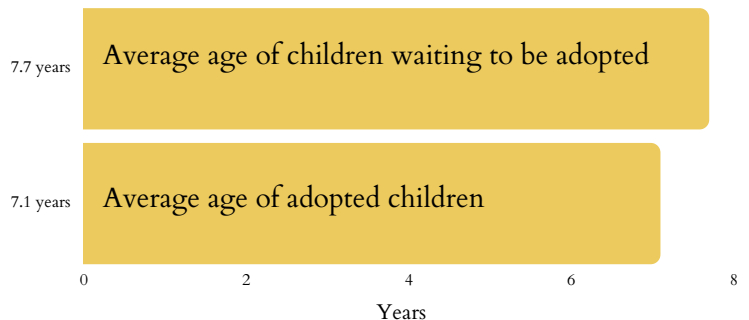
- **4,152** total arrests for children under 18 in 2019.
- **740** for Disorderly Conduct.
- **559** for Property Crimes.
- **332** for Drug Abuse Violations.
- **39** children lived in juvenile correction facilities in 2021 (decrease from **78** kids in 2019; 50% decline).

Where are Children in Foster Care Staying? 2021



- In 2021, **33** children exited foster care due to age (**37.5%** increase from 2020).
- **931** children were living with non-relatives; **365** stayed with a relative.
- **83** children were staying in group homes or institutions; **5** children classified as runaways.
- **1.5%** of households had a grandparent living with a grandchild.

Adoption, 2020



50% The decline since 2019 of children living in juvenile correction facilities.

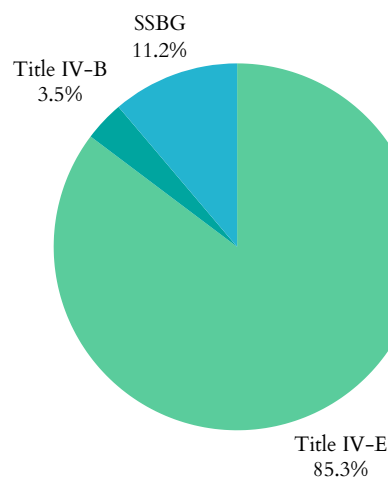


North Dakota's Children

Funding for Child Welfare Services

- North Dakota spent **\$51,908,304.14** on child welfare services in 2020.
 - Child welfare services = direct and administrative services
- **\$29,743,616** = from the federal government
- **\$22,164,688.14** = from state and local funds.

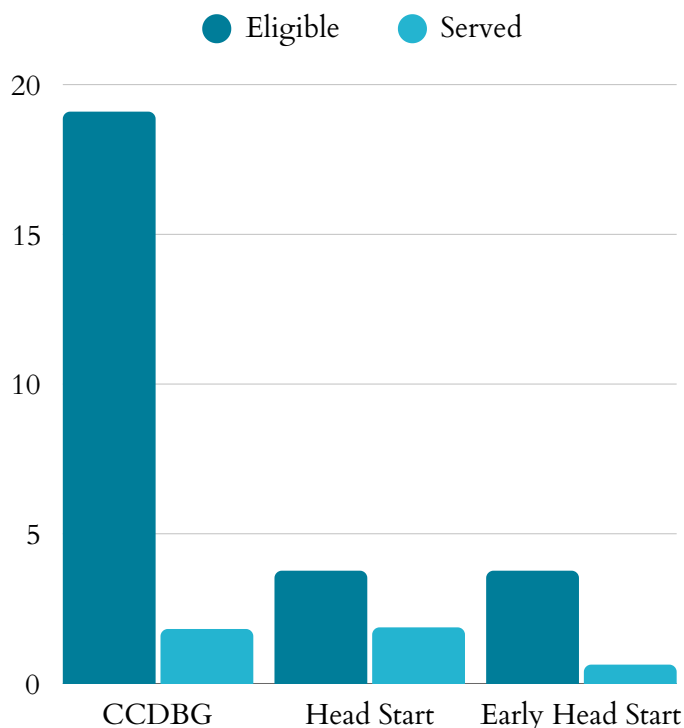
Federal Funding Sources, 2022



The significant funding sectors of the **\$29,743,616** in federal funding received in North Dakota in 2020:

- **\$13,269,899** as part of the Title IV-E Total Foster Care Program.
- **\$9,394,307** as part of the Title IV-E Adoption Assistance Program.
- North Dakota's sum of expenditures for Social Service Block Grants in 2022 was **\$3,747,139**

Child Care & Early Learning



- **50%** of Head Start eligible children are enrolled
- **17%** of Early Head Start eligible children are enrolled
- **10%** of Child Care & Development Block Grant eligible children 5 and under are served

- **\$10,758** annual cost of center-based infant care
- **\$9,203** annual cost of home-based infant care

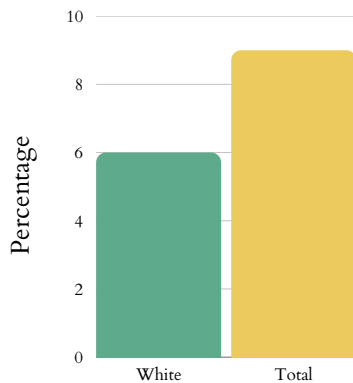


North Dakota's Children

Child Poverty

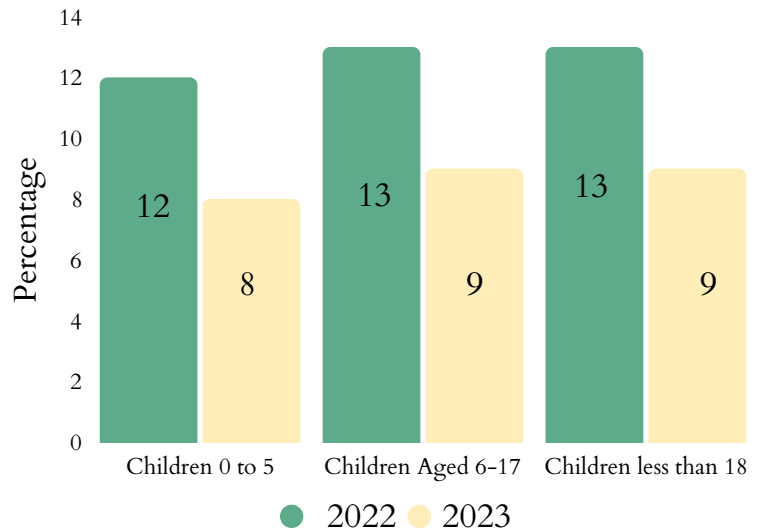
- 33,000 children lived with parents who lacked secure employment in 2022 (18% of all children).
- 19% of children lived in households with a high housing cost burden.
- Average number of TANF recipients fell from 2,778 in 2021 to 1,738 in 2022 (37.4% decrease).

Child Poverty by Race or Ethnicity, 2023



Note: Data unavailable for other races.

Child Poverty Over Time

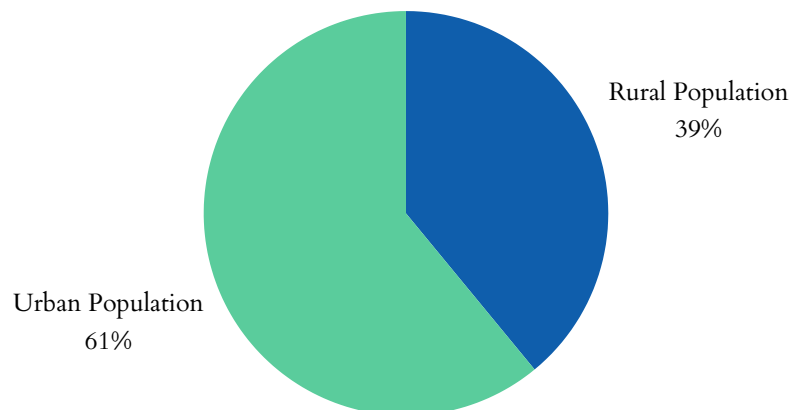


- The state spent \$6,463,285 on WIC in 2023, serving 10,423 people: a 10.9% increase in total participants and 2% increase in spending since 2022.
- 66,310 people were food insecure in 2021, including 24,350 children.
- 41.7% of households receiving SNAP benefits in 2021 had children.

HOUSING

- 660 children, from birth to three-years-old, are experiencing homelessness (1.66%)
- 25.1% of households receiving the Low Income Housing Tax Credit report having at least one member under 18
- 19% of children lived in households with a high housing cost burden.
- 2,037 total North Dakota residents living in public housing

Total Urban vs. Rural Population of North Dakota, 2020

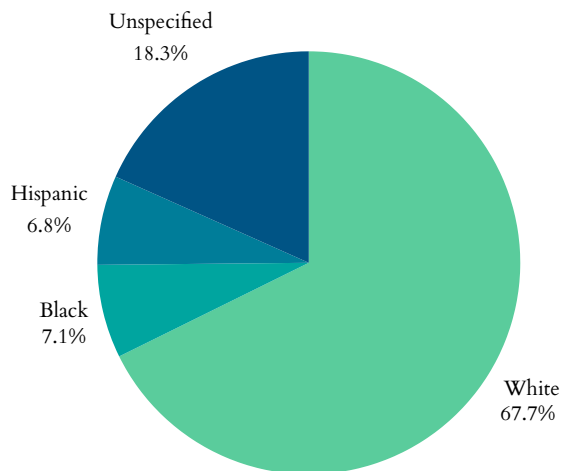


North Dakota's Children

Health

- **681** low birth-weight babies (<5.5lbs) born in 2023 (7.1% of births).
- **966** preterm births (<37wks) in 2021 (9.6% of births).
 - 8.83% of all White babies
 - 11.62% of all Black babies
- **299** births to mothers aged 15-19 in 2023 -- a rate of 11 in every 1,000 teen girls.
- **45** infants aged <1yr died in 2023; a rate of 5 per 1,000.

Percentage of All Preterm Births by Race or Ethnicity, 2021



Medicaid Expansion

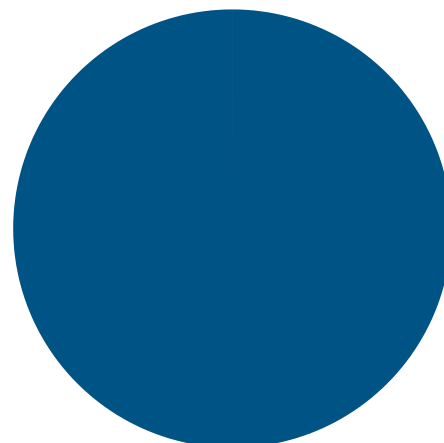
North Dakota has been a Medicaid expansion state since 01/01/2014.

Maternal Mortality

- **11** North Dakota women died while pregnant, or within 42 days post pregnancy from any cause relating to or aggravated by said pregnancy, excluding accidents and incidents
- The number of maternal deaths to every 100,000 live births is not recorded in North Dakota.

- **10,000** children had no health insurance in 2022 (28.57% decrease from 2021).
- **37,385** children were enrolled in Medicaid in 2021 (22.8% increase from 2021).
- **7,592** children in North Dakota were in the state Children Health Insurance Program (CHIP) in 2021 (35% increase from 2020).

Health Insurance Coverage for Children, 2021



Private & Military
100%

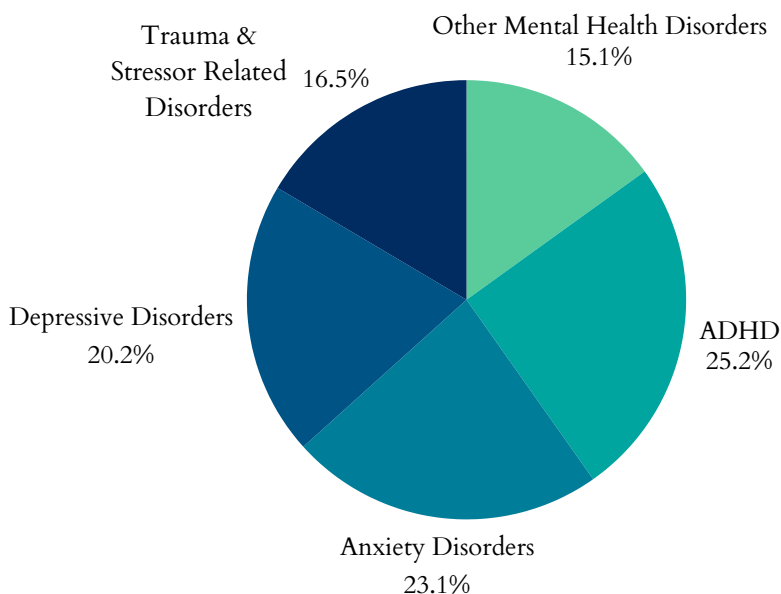


North Dakota's Children

Zero to Three

- 72.1% of babies live above low-income
- 18.4% of babies live at low income
- 9.5% of babies live in poverty
- 6.8% of babies live in deep poverty
- 83.5% of new parents have at least one parent working full time

Top 5 Mental Health Diagnoses Among Children, 2022



Plans for Safe Care

- In 2023, North Dakota did not report data for infants screened in with prenatal substance exposure.
- North Dakota did not report any plans of safe care for screened-in infants.

North Dakota has a Family First plan approved by the administration.

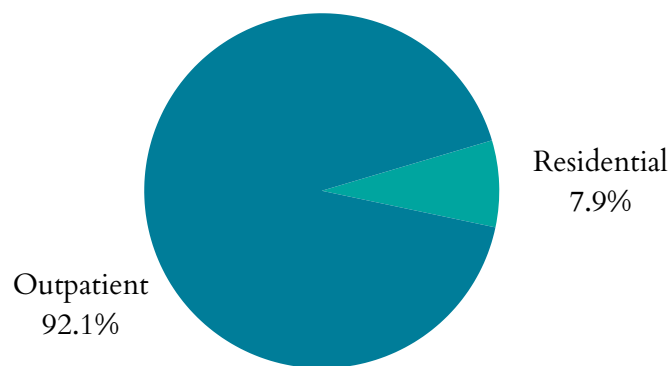
Teens & Youth

- 2,000 youth (16-19yrs) were not in school nor working in 2023 (4%)
- 0 children <19yrs were killed by a firearm in North Dakota in 2020.

Mental Health

- 1,800 children received mental health treatment in North Dakota in 2022 (0.1%)
- In 2022, there were 13.7 suicide deaths per 100,000 adolescents aged 15-19 in North Dakota.

Treatment Type for Youth with Substance Use Disorder, 2023



Substance Use

- From 2015 to 2019, an average of 5,032 children in North Dakota (1.9% of the state's child population) lived with parents having a substance use disorder.
- On March 31st, 2023, 659 clients 18 and under were in treatment for SUD.

