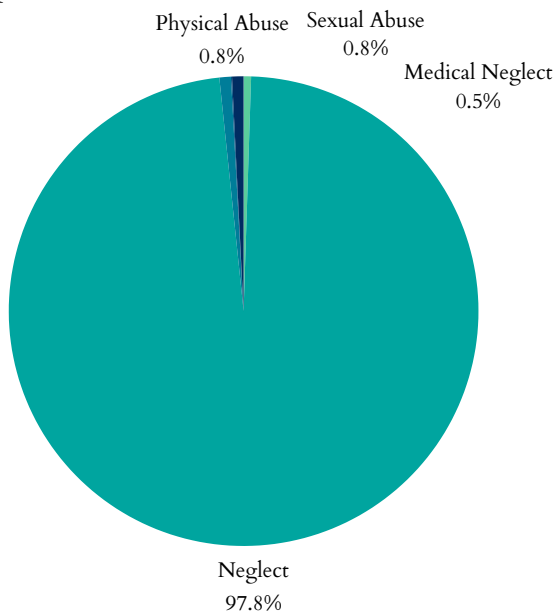


# New York's Children

## Child Maltreatment

- In 2023, New York had **148,838** total referrals for child abuse and neglect. Of those, **148,838** were screened in for response by CPS.
- **46,431** child victims of abuse or neglect, at a rate of **11.7** children per 1,000 (31.0% decrease since 2019).
- Of the **46,431** children, **27,359** were first-time victims.
- Largest age group of victims = **<1 years**, representing **4,193** of the **46,431** cases.

## Types of Maltreatment Victims, 2023



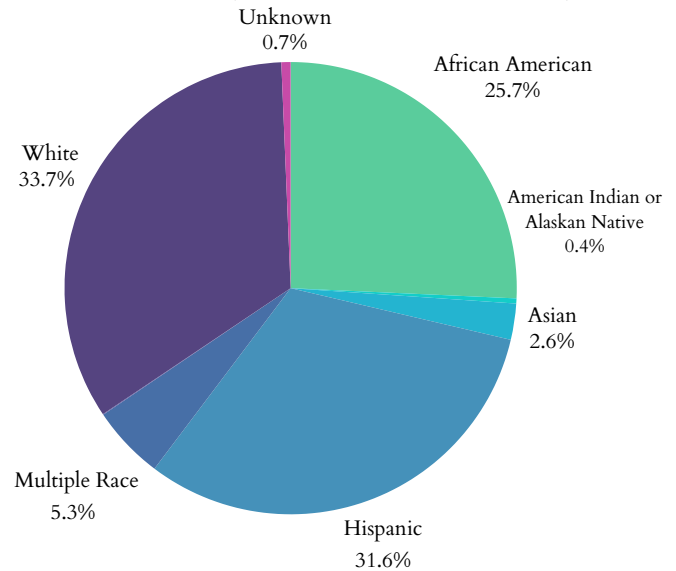
## Workforce

There are **22,310** children, family, and school social workers in New York with a mean wage of **\$35.62** (compared to New York's minimum wage: **\$15.50**)



Published March 2025

## Child Victims by Race or Ethnicity, 2023



## Perpetrators of child maltreatment (2023):

- **83.8%** = parents of the child.
- **16.2%** = non-parents or unknown relationship.

## Child victims (2023):

- **51%** = female; **48.9%** = male.

- Child fatalities increased from **105** in 2022 to **123** in 2023.
- New York reported **2** total child victims of sex trafficking.
- No data is available on post-response services given to victims and non-victims.

## Age Distribution of Maltreatment Victims, 2023

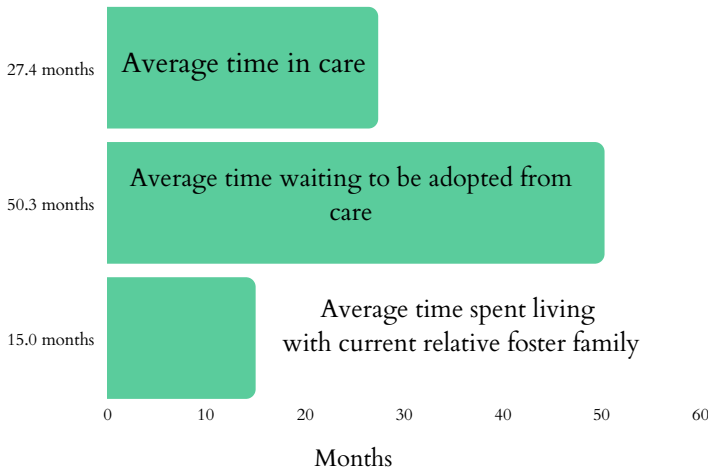


# New York's Children

## Foster Care and Adoptions

- **20,605** total children were served by the foster care system in FY 2022.
- **14,134** in care as of 09/30/2022.
- During 2022, **6,097** children entered care and **6,471** exited.
- **1,248** children were adopted; **3,610** were waiting to be adopted.
- **3.6%** decrease in the number of children in care between 2021-2022. Adoptions from the system also increased by **9%** from 2021.

### Duration in Care, 2021

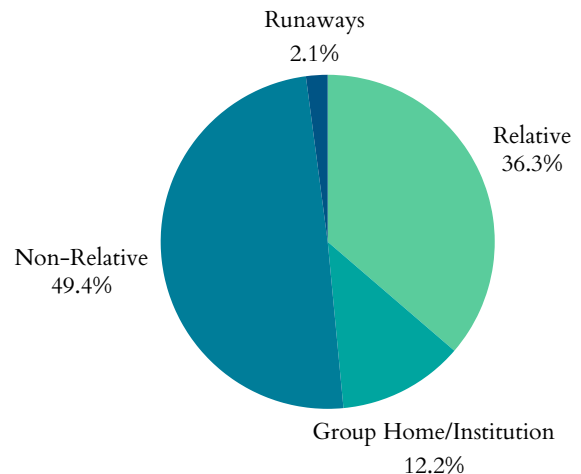


**3.8%** The decrease since 2020 in children transitioning from foster care to independence.

### Juvenile Justice

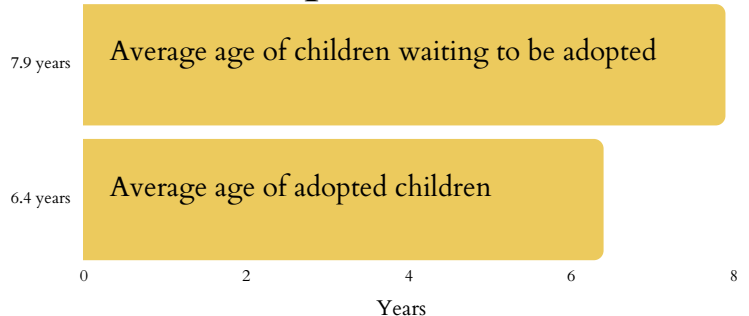
- **10,818** total arrests for children under 18 in 2019.
- **1,216** for Disorderly Conduct.
- **1,246** for Property Crimes.
- **1,778** for Drug Abuse Violations.
- **342** children lived in juvenile correction facilities in 2021 (decrease from **546** kids in 2019; 37% decline).

### Where are Children in Foster Care Staying? 2021



- In 2021, **1,525** children exited foster care due to age (3.8% decrease from 2020).
- **6,380** children were living with non-relatives; **4,687** stayed with a relative.
- **1,574** children were staying in group homes or institutions; **270** children classified as runaways.
- **4%** of households had a grandparent living with a grandchild.

### Adoption, 2020



**11%** The decline since 2019 of children living in juvenile correction facilities.

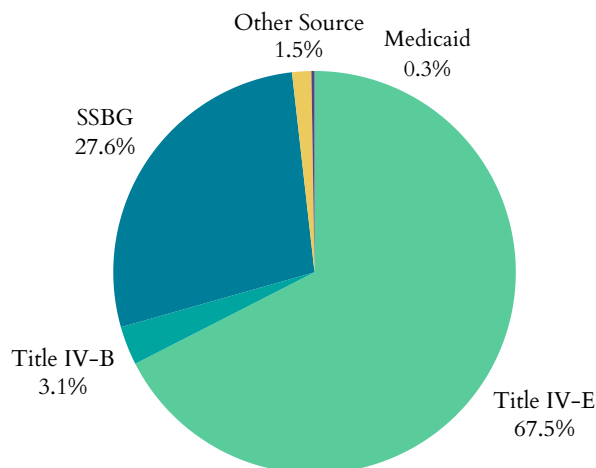


# New York's Children

## Funding for Child Welfare Services

- New York spent **\$2,608,150,336** on child welfare services in 2020.
  - Child welfare services = direct and administrative services
- **\$978,222,983** = from the federal government
- **\$1,629,927,353** = from state and local funds.

## Federal Funding Sources, 2020

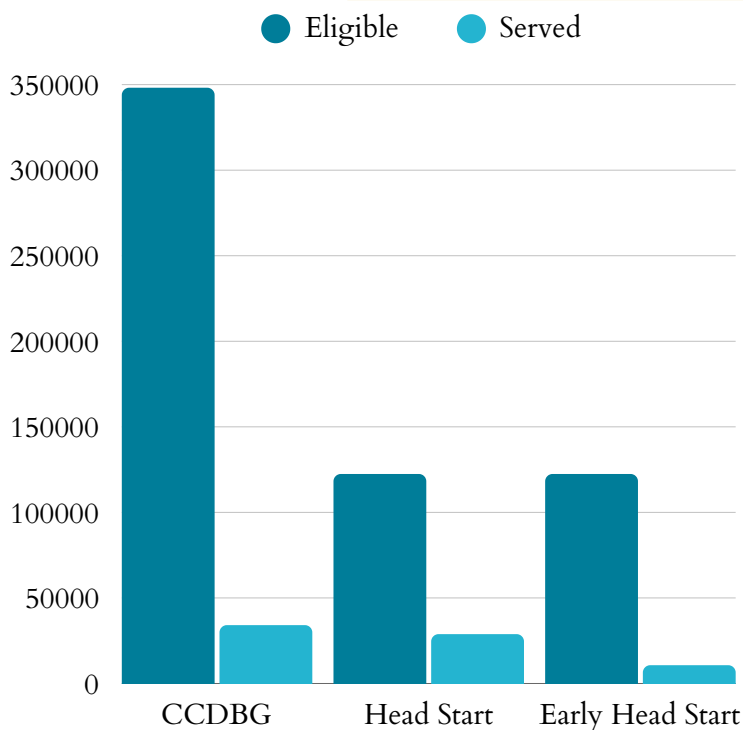


The significant funding sectors of the **\$978,222,983** in federal funding received in New York in 2020:

- **\$484,909,672** as part of the Title IV-E Total Foster Care Program.
- **\$158,883,392** as part of the Title IV-E Adoption Assistance Program.

New York's sum of expenditures for Social Service Block Grants in 2022 was **\$208,762,428**

## Child Care & Early Learning



- **24%** of Head Start eligible children are enrolled
- **9%** of Early Head Start eligible children are enrolled
- **10%** of Child Care & Development Block Grant eligible children 5 and under are served

- **\$19,584** annual cost of center-based infant care
- **\$16,383** annual cost of home-based infant care

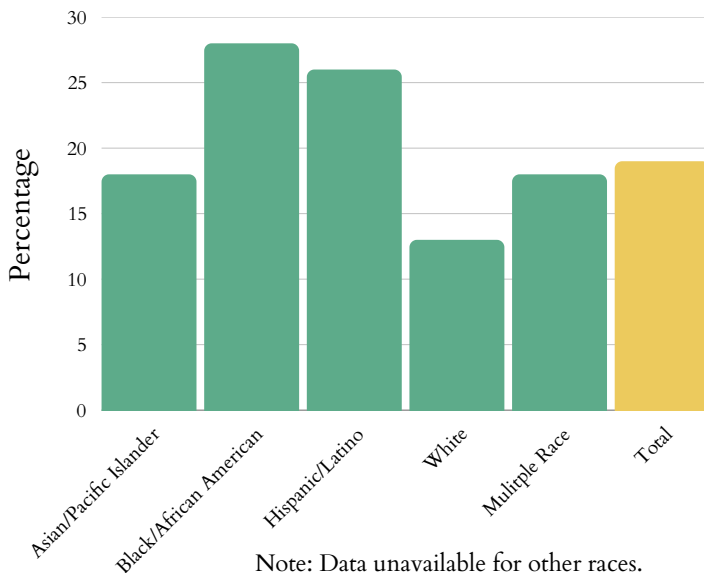


# New York's Children

## Child Poverty

- **1,206,000** children lived with parents who lacked secure employment in 2022 (30% of all children).
- **38%** of children lived in households with a high housing cost burden.
- Average number of TANF recipients rose from **166,672** in 2021 to **173,080** in 2022 (3.8% increase).

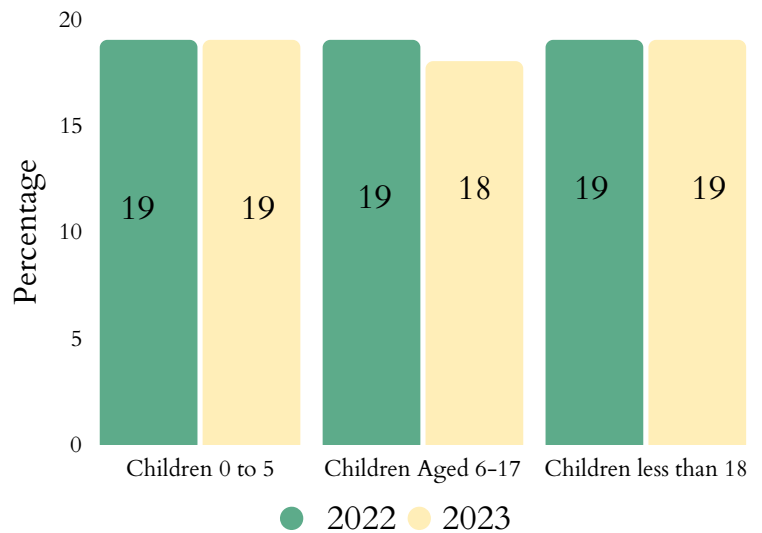
### Child Poverty by Race or Ethnicity, 2023



## HOUSING

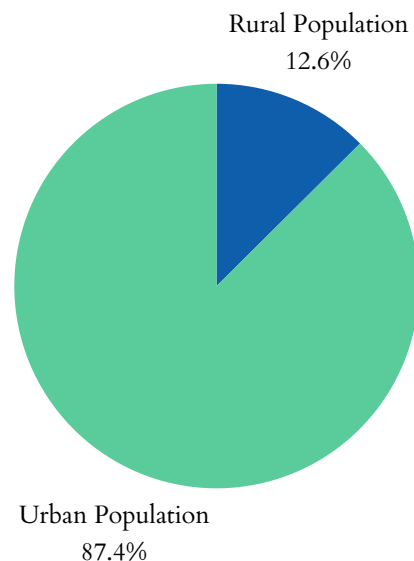
- **43,604** children, from birth to three-years-old, are experiencing homelessness (5.18%)
- **22.1%** of households receiving the Low Income Housing Tax Credit report having at least one member under 18
- **38%** of children lived in households with a high housing cost burden.
- **299,346** total New York residents living in public housing

### Child Poverty Over Time



- The state spent **\$365,851,632** on WIC in 2023, serving **416,219** people: a 7.4% increase in total participants and 20.9% increase in spending since 2022.
- **2,638,700** people were food insecure in 2021, including 747,520 children.
- **32.4%** of households receiving SNAP benefits in 2021 had children.

### Total Urban vs. Rural Population of New York, 2020

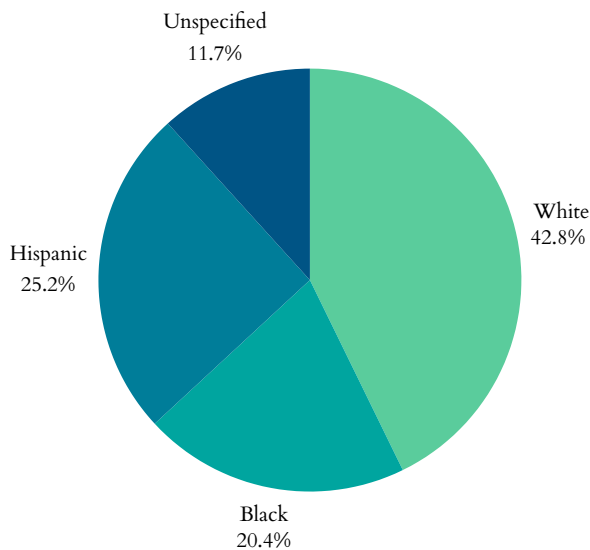


# New York's Children

## Health

- 17,381 low birth-weight babies (<5.5lbs) born in 2023 (8.6% of births).
- 20,390 preterm births (<37wks) in 2021 (9.7% of births).
  - 8.18% of all White babies
  - 14.34% of all Black babies
- 5,000 births to mothers aged 15-19 in 2021 -- a rate of 9 in every 1,000 teen girls.
- 825 infants aged <1yr died in 2021; a rate of 4 per 1,000.

### Percentage of All Preterm Births by Race or Ethnicity, 2021



## Medicaid Expansion

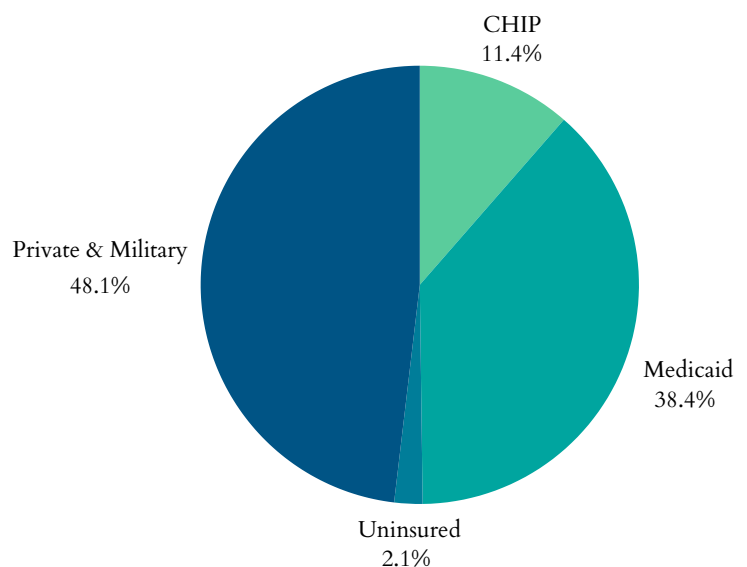
New York has been a Medicaid expansion state since 01/01/2014.

## Maternal Mortality

- 241 New York women died while pregnant, or within 42 days post pregnancy from any cause relating to or aggravated by said pregnancy, excluding accidents and incidents
- For every 100,000 live births in New York, there is 22 maternal deaths

- 111,000 children had no health insurance in 2022 (3.5% decrease from 2021).
- 2,121,659 children were enrolled in Medicaid in 2021 (3.8% increase from 2020).
- 631,462 children in New York were in the state Children Health Insurance Program (CHIP) in 2021 (16% decrease from 2020).

### Health Insurance Coverage for Children, 2021

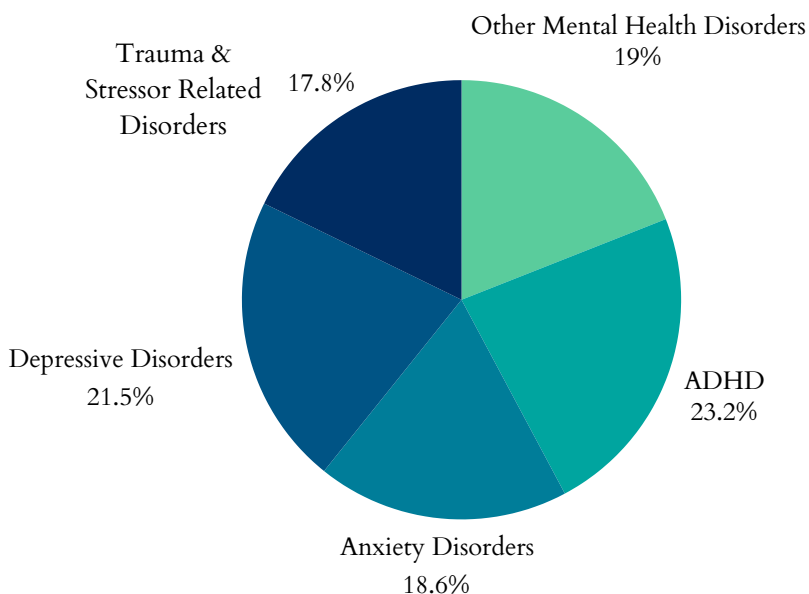


# New York's Children

## Zero to Three

- **63.0%** of babies live above low-income
- **17.4%** of babies live at low income
- **19.6%** of babies live in poverty
- **10.9%** of babies live in deep poverty
- **72.6%** of new parents have at least one parent working full time

### Top 5 Mental Health Diagnoses Among Children, 2022



### Plans for Safe Care

- In 2023, New York reported **215** infants screened in with prenatal substance exposure.
- New York reported **184** plans of safe care for screened-in infants.

New York has a Family First plan approved by the administration.

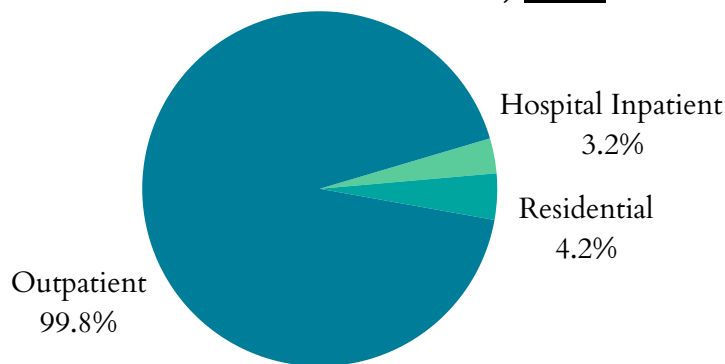
## Teens & Youth

- **61,000** youth (16-19yrs) were not in school nor working in 2023 (6%)
- **82** children <19yrs were killed by a firearm in New York in 2020.

## Mental Health

- **6,345** children received mental health treatment in New York in 2022 (**0.3%**)
- In 2022, there were **5.1** deaths per 100,000 adolescents aged 15-19 in New York.

### Treatment Type for Youth with Substance Use Disorder, 2023



### Substance Use

- From 2015 to 2019, an average of **134,107** children in New York (2.3% of the state's child population) lived with parents having a substance use disorder.
- On March 31st, 2023, **1,974** clients 18 and under were in treatment for SUD

