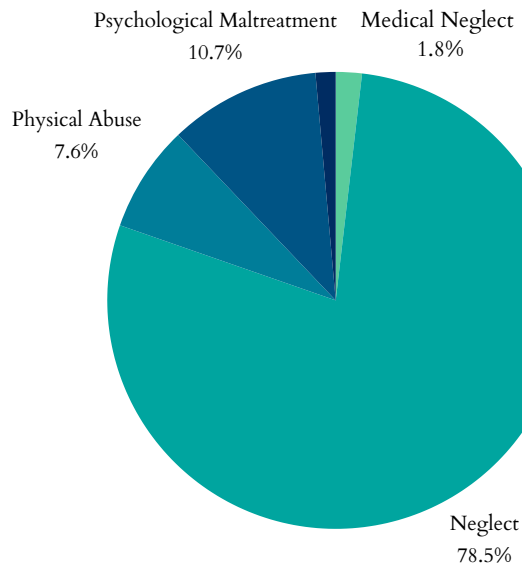


New Mexico's Children

Child Maltreatment

- In 2023, New Mexico had **37,716** total referrals for child abuse and neglect. Of those, **19,118** were screened in for response by CPS.
- **5,670** child victims of abuse or neglect, at a rate of **12.6** children per 1,000 (29.3% decrease since 2019).
- Of the **5,670** children, **3,894** were first-time victims.
- Largest age group of victims = **<1 years**, representing **651** of the **5,670** cases.

Types of Maltreatment Victims, 2023



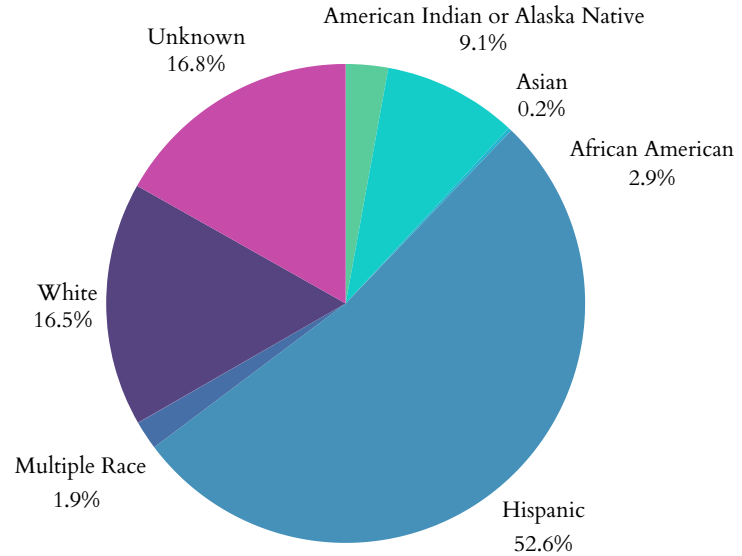
Workforce

There are **2,470** children, family, and school social workers in New Mexico with a mean wage of **\$26.33** (compared to New Mexico's minimum wage: **\$12.00**)



Published March 2025

Child Victims by Race or Ethnicity, 2023



Perpetrators of child maltreatment (2023):

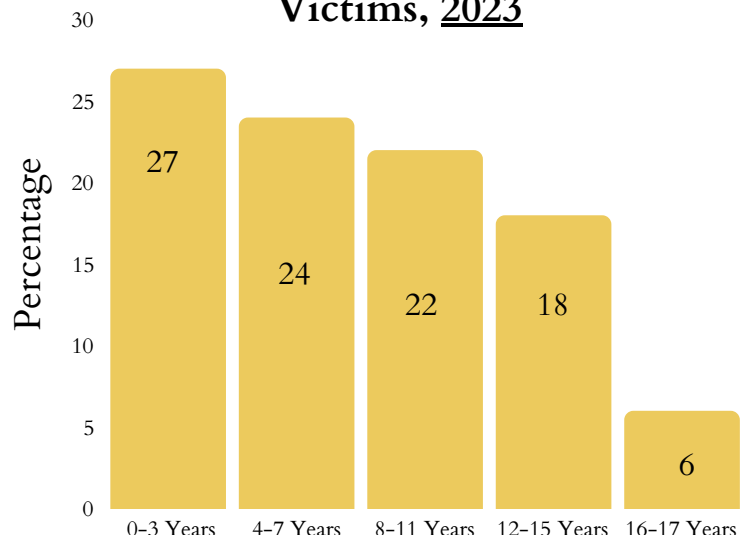
- **85.3%** = parents of the child.
- **14.6%** = non-parents or unknown relationship.

Child victims (2023):

- **50.6%** = female; **48.8%** = male.

- Child fatalities decreased from **19** in 2022 to **16** in 2023.
- New Mexico reported **0** total child victim of sex trafficking.
- Post-response services given to **6,673** victims and **22,450** non-victims.

Age Distribution of Maltreatment Victims, 2023

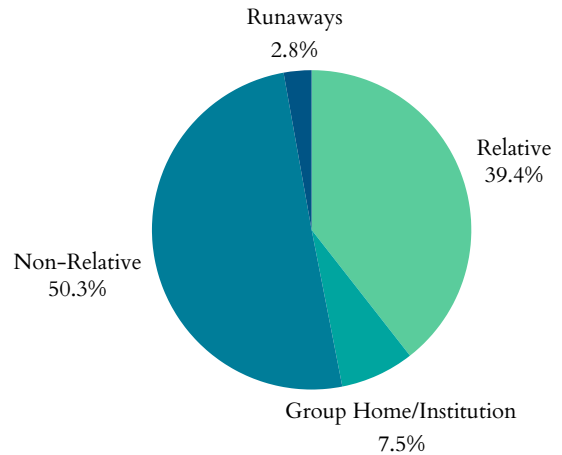


New Mexico's Children

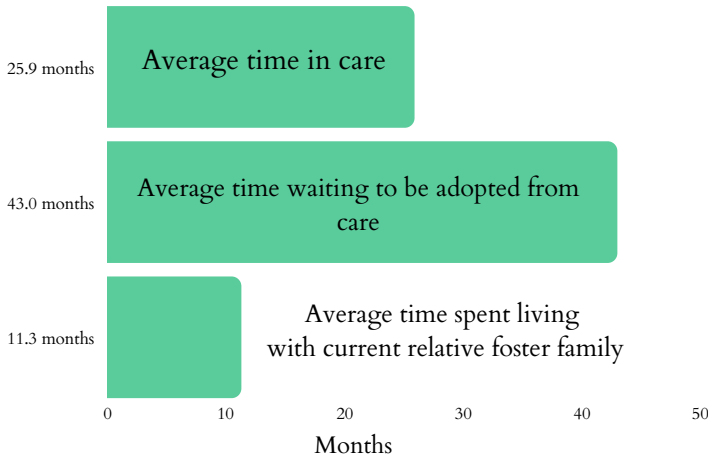
Foster Care and Adoptions

- **2,748** total children were served by the foster care system in FY 2022.
- **1,800** in care as of 09/30/2022.
- During 2022, **927** children entered care and **950** exited.
- **203** children were adopted; **704** were waiting to be adopted.
- **2.2%** decrease in the number of children in care between 2021-2022. Adoptions from the system also decreased by **36.4%** from 2021.

Where are Children in Foster Care Staying? 2021



Duration in Care, 2021



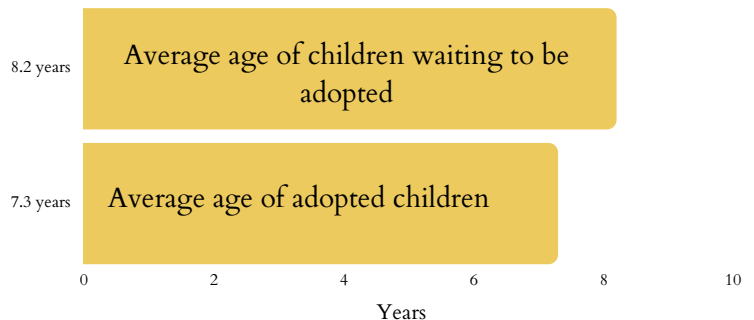
- In 2021, **68** children exited foster care due to age (**25.3%** decrease from 2020).
- **840** children were living with non-relatives; **659** stayed with a relative.
- **125** children were staying in group homes or institutions; **47** children classified as runaways.
- **4%** of households had a grandparent living with a grandchild.

25.3% The decrease since 2020 in children transitioning from foster care to independence.

Juvenile Justice

- **2,852** total arrests for children under 18 in 2019.
- **219** for Disorderly Conduct.
- **265** for Property Crimes.
- **438** for Drug Abuse Violations.
- **198** children lived in juvenile correction facilities in 2021 (decrease from **270** kids in 2019; **27%** decline).

Adoption, 2020



27% The decline since 2019 of children living in juvenile correction facilities.

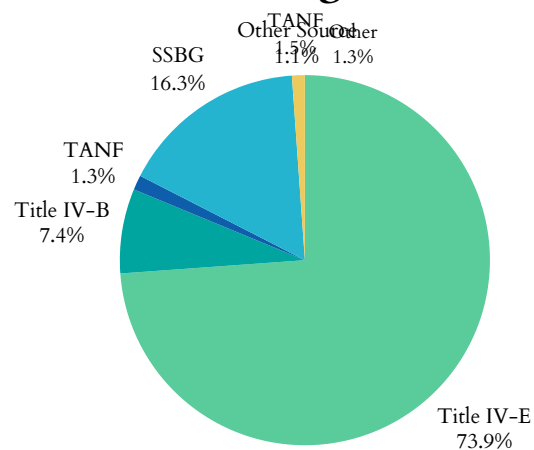


New Mexico's Children

Funding for Child Welfare Services

- New Mexico spent **\$88,937,542.42** on child welfare services in 2020.
 - Child welfare services = direct and administrative services
- **\$58,272,428** = from the federal government
- **\$29,336,431** = from state and local funds.

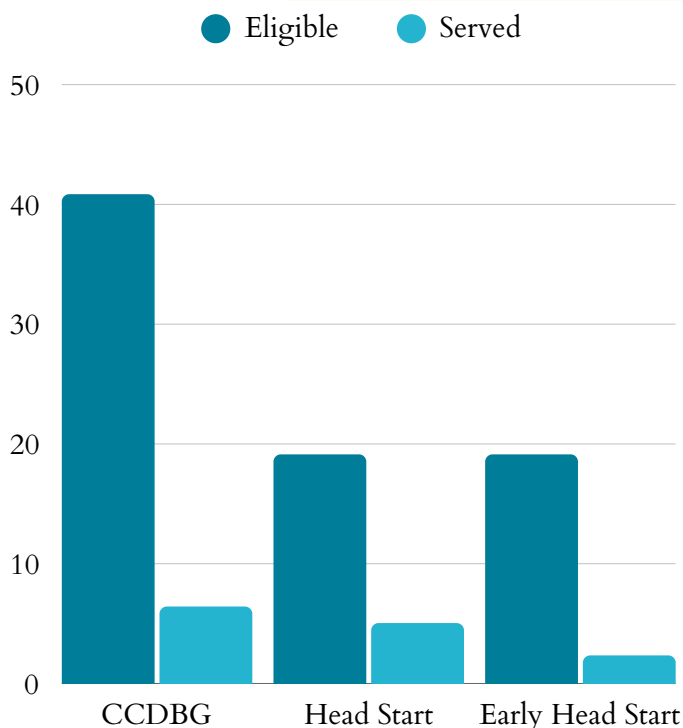
Federal Funding Sources, 2020



The significant funding sectors of the **\$58,272,428** in federal funding received in New Mexico in 2020:

- **\$24,819,697** as part of the Title IV-E Total Foster Care Program.
- **\$25,591,795** as part of the Title IV-E Adoption Assistance Program.
- New Mexico's sum of expenditures for Social Service Block Grants in 2022 was **\$11,386,064**

Child Care & Early Learning



- **26%** of Head Start eligible children are enrolled
- **12%** of Early Head Start eligible children are enrolled
- **16%** of Child Care & Development Block Grant eligible children 5 and under are served

- **\$13,521** annual cost of center-based infant care
- **\$11,564** annual cost of home-based infant care

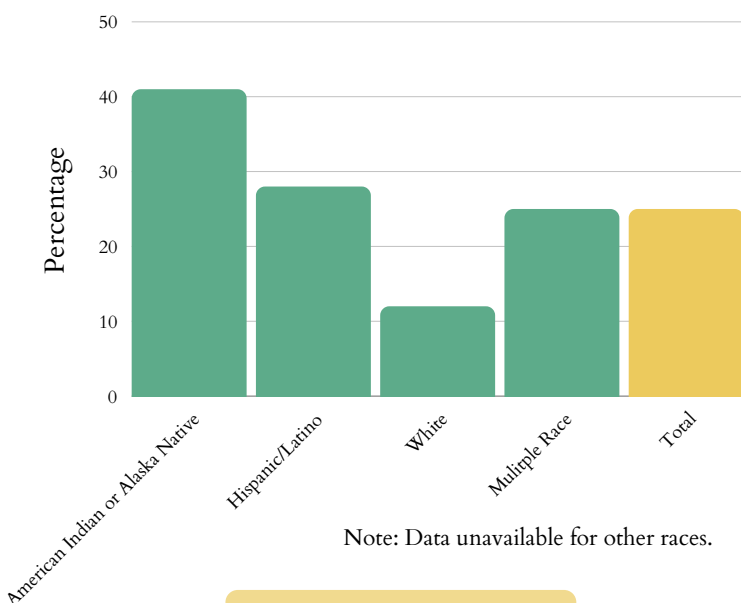


New Mexico's Children

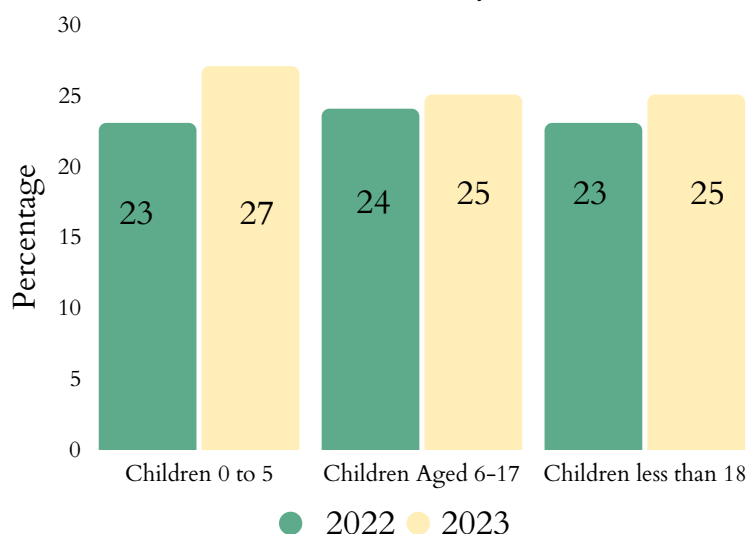
Child Poverty

- 147,000 children lived with parents who lacked secure employment in 2022 (32% of all children).
- 28% of children lived in households with a high housing cost burden.
- Average number of TANF recipients fell from 29,944 in 2021 to 27,996 in 2022 (6.5% decrease).

Child Poverty by Race or Ethnicity, 2023



Child Poverty Over Time

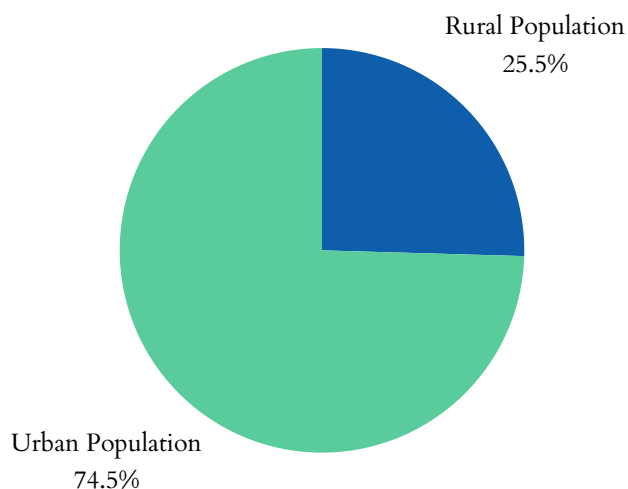


- The state spent \$24,730,253 on WIC in 2023, serving 38,257 people: a 10.89% increase in total participants and 34.06% increase in spending since 2022.
- 321,370 people were food insecure in 2021, including 100,420 children.
- 41.1% of households receiving SNAP benefits in 2021 had children.

HOUSING

- 2,784 children, from birth to three-years-old, are experiencing homelessness (3.21%)
- 37.9% of households receiving the Low Income Housing Tax Credit report having at least one member under 18
- 28% of children lived in households with a high housing cost burden.
- 7,613 total New Mexico residents living in public housing

Total Urban vs. Rural Population of New Mexico, 2020

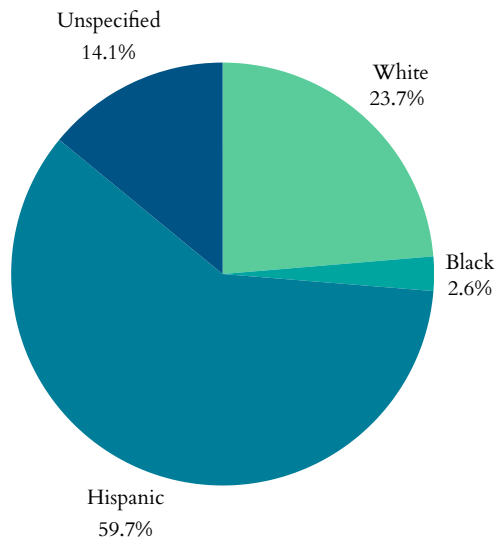


New Mexico's Children

Health

- 2,024 low birth-weight babies (<5.5lbs) born in 2023 (9.7% of births).
- 2,142 preterm births (<37wks) in 2021 (10% of births).
 - 8.82% of all White babies
 - 15.05% of all Black babies
- 1,267 births to mothers aged 15-19 in 2023 -- a rate of 18 in every 1,000 teen girls.
- 97 infants aged <1yr died in 2023; a rate of 5.0 per 1,000.

Percentage of All Preterm Births by Race or Ethnicity, 2021



Medicaid Expansion

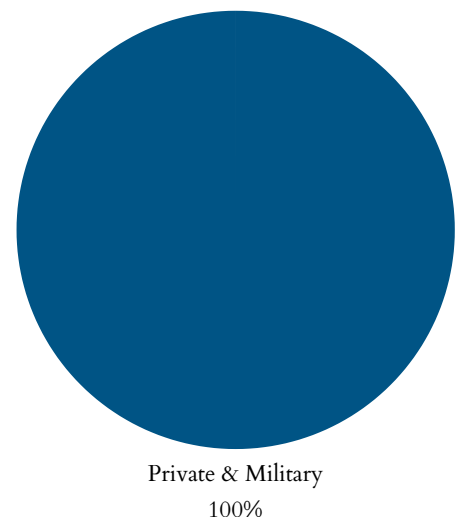
New Mexico has been a Medicaid expansion state since 01/01/2014.

Maternal Mortality

- 31 New Mexico women died while pregnant, or within 42 days post pregnancy from any cause relating to or aggravated by said pregnancy, excluding accidents and incidents
- For every 100,000 live births in New Mexico, there is 28 maternal deaths

- 18,000 children had no health insurance in 2022 (43.75% decrease from 2021).
- 404,719 children were enrolled in Medicaid in 2021 (1.9% increase from 2020).
- 6,830 children in New Mexico were in the state Children Health Insurance Program (CHIP) in 2021 (29% decrease from 2020).

Health Insurance Coverage for Children, 2021

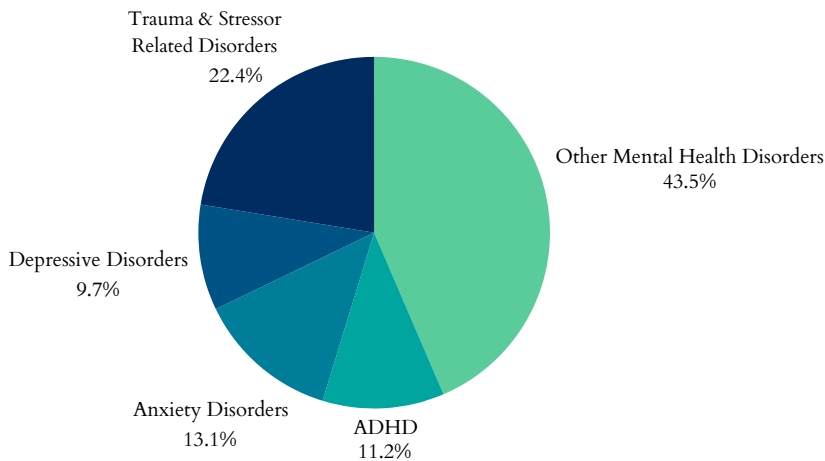


New Mexico's Children

Zero to Three

- 45.6% of babies live above low-income
- 26.0% of babies live at low income
- 28.4% of babies live in poverty
- 17.8% of babies live in deep poverty
- 71.7% of new parents have at least one parent working full time

Top 5 Mental Health Diagnoses Among Children, 2022



Plans for Safe Care

- In 2023, New Mexico reported 658 infants in screened with prenatal substance exposure.
- New Mexico reported 52 plans of safe care for screened-in infants.

New Mexico has submitted a Family First plan to be approved by the administration.

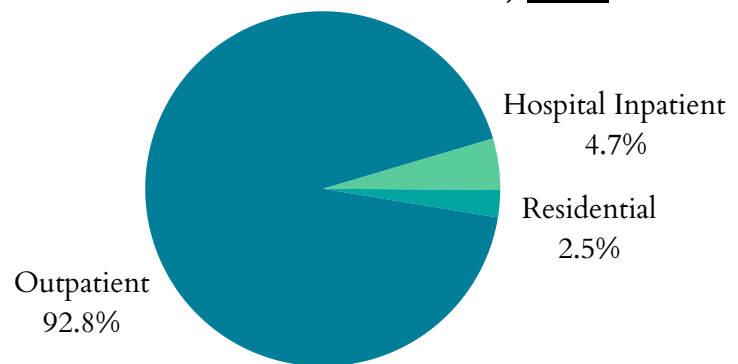
Teens & Youth

- 11,000 youth (16-19yrs) were not in school nor working in 2023 (6%)
- 41 children <19yrs were killed by a firearm in New Mexico in 2020.

Mental Health

- 65,814 children received mental health treatment in New Mexico in 2022 (3.6%)
- In 2022, there were 19.6 suicide deaths per 100,000 adolescents aged 15-19 in New Mexico.

Treatment Type for Youth with Substance Use Disorder, 2023



Substance Use

- From 2015 to 2019, an average of 18,717 children in New Mexico (2.7% of the state's child population) lived with parents having a substance use disorder.
- On March 31st, 2023, 725 clients 18 and under were in treatment for SUD

