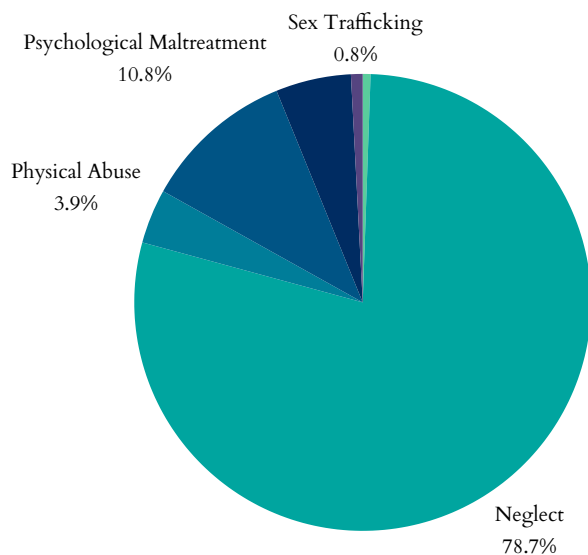


New Hampshire's Children

Child Maltreatment

- In 2023, New Hampshire had 200,393 total referrals for child abuse and neglect. Of those, 10,318 were screened in for response by CPS.
- 1,276 child victims of abuse or neglect, at a rate of 5.1 children per 1,000 (4.8% increase since 2019).
- Of the 1,276 children, 983 were first-time victims.
- Largest age group of victims = <1 years, representing 158 of the 1,276 cases.

Types of Maltreatment Victims, 2023



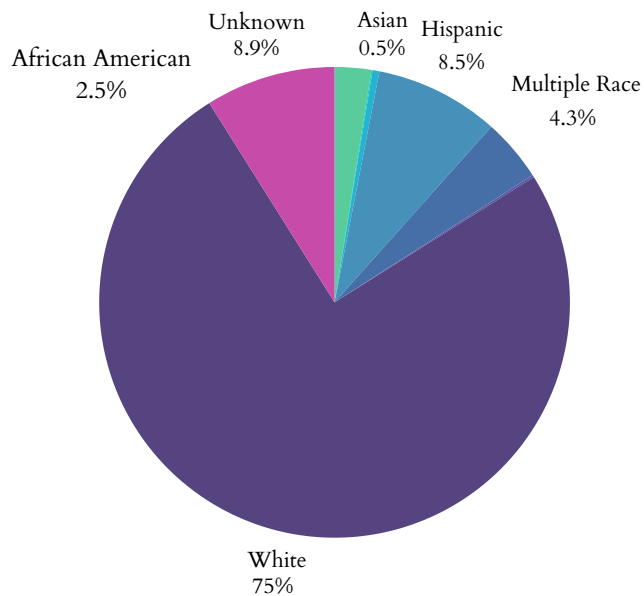
Workforce

There are 880 children, family, and school social workers in New Hampshire with a mean wage of \$29.23 (compared to New Hampshire's minimum wage: \$7.25)



Published March 2025

Child Victims by Race or Ethnicity, 2023



Perpetrators of child maltreatment (2023):

- 85.4% = parents of the child.
- 14.6% = non-parents or unknown relationship.

Child victims (2023):

- 51.1% = female; 48.8% = male.

- Child fatalities stayed stagnant from 2 in 2022 to 2 in 2023.
- New Hampshire reported 9 total child victim of sex trafficking.
- Post-response services given to 1,317 victims and 14,329 non-victims.

Age Distribution of Maltreatment Victims, 2023

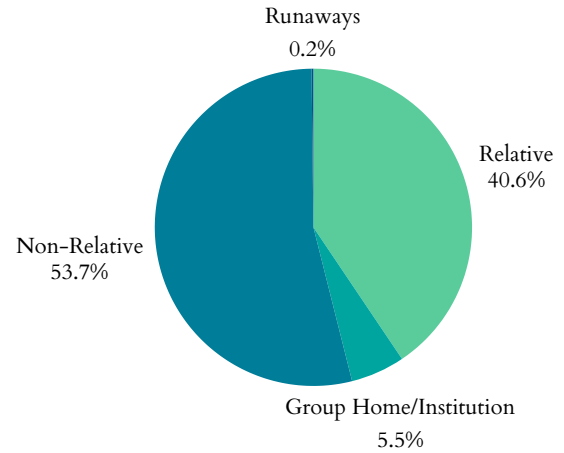


New Hampshire's Children

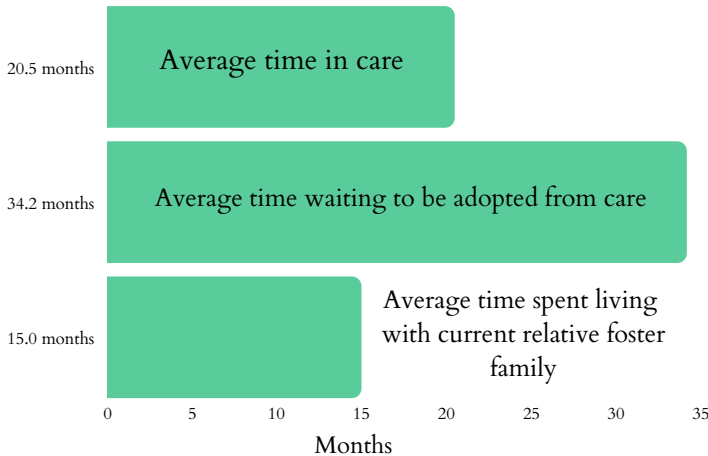
Foster Care and Adoptions

- **1,779** total children were served by the foster care system in FY 2022.
- **1,181** in care as of 09/30/2022.
- During 2022, **740** children entered care and **598** exited.
- **221** children were adopted; **238** were waiting to be adopted.
- **8.2%** increase in the number of children in care between 2021-2022. Adoptions from the system also decreased by **8.3%** from 2021.

Where are Children in Foster Care Staying? 2021



Duration in Care, 2021



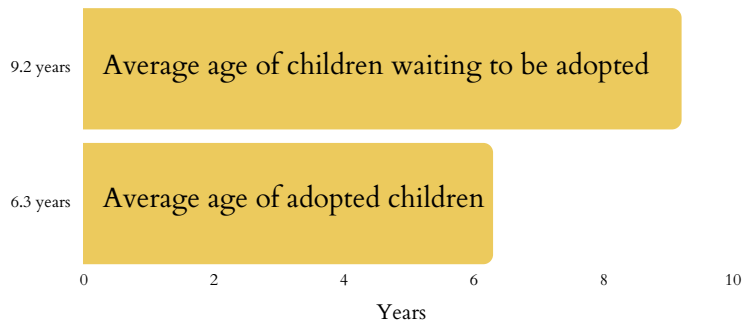
- In 2021, **1,173** children exited foster care due to age (7.3% decrease from 2020).
- **8,700** children were living with non-relatives; **3,233** stayed with a relative.
- **1,828** children were staying in group homes or institutions; **166** children classified as runaways.
- **3%** of households had a grandparent living with a grandchild.

36.7% The increase since 2020 in children transitioning from foster care to independence.

Juvenile Justice

- **3,243** total arrests for children under 18 in 2019.
- **88** for Disorderly Conduct.
- **241** for Property Crimes.
- **337** for Drug Abuse Violations.
- **12** children lived in juvenile correction facilities in 2021 (decrease from **24** kids in 2019; 50% decline).

Adoption, 2020



50% The decline since 2019 of children living in juvenile correction facilities.

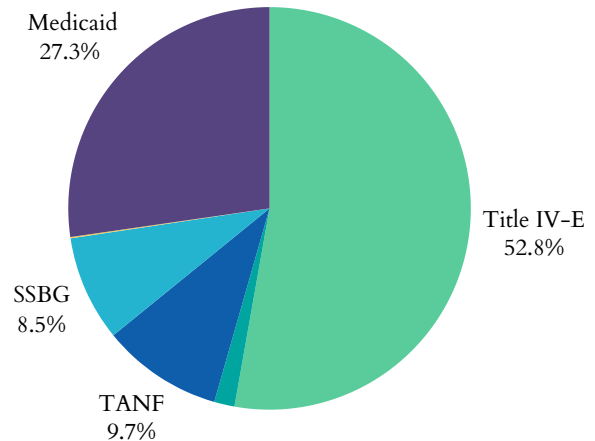


New Hampshire's Children

Funding for Child Welfare Services

- New Hampshire spent **\$92,067,015.87** on child welfare services in 2020.
 - Child welfare services = direct and administrative services
- **\$72,851,957.00** = from the federal government
- **\$16,517,518.00** = from state and local funds.

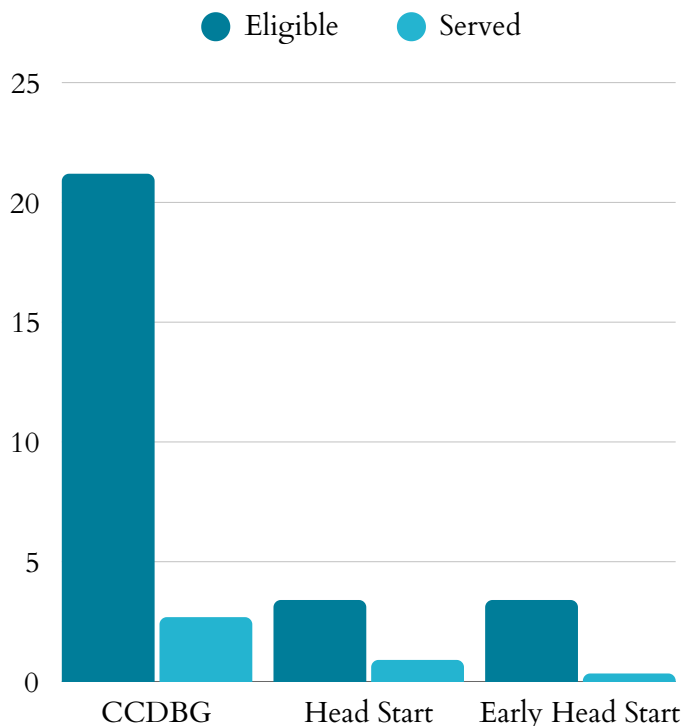
Federal Funding Sources, 2022



The significant funding sectors of the **\$72,851,957.00** in federal funding received in New Hampshire in 2020:

- **\$32,695,275.00** as part of the Title IV-E Total Foster Care Program.
- **\$8,128,306.00** as part of the Title IV-E Adoption Assistance Program.
- New Hampshire's sum of expenditures for Social Service Block Grants in 2022 was **\$6,557,037**

Child Care & Early Learning



- **26%** of Head Start eligible children are enrolled
- **10%** of Early Head Start eligible children are enrolled
- **13%** of Child Care & Development Block Grant eligible children 5 and under are served

- **\$17,250** annual cost of center-based infant care
- **\$11,402** annual cost of home-based infant care

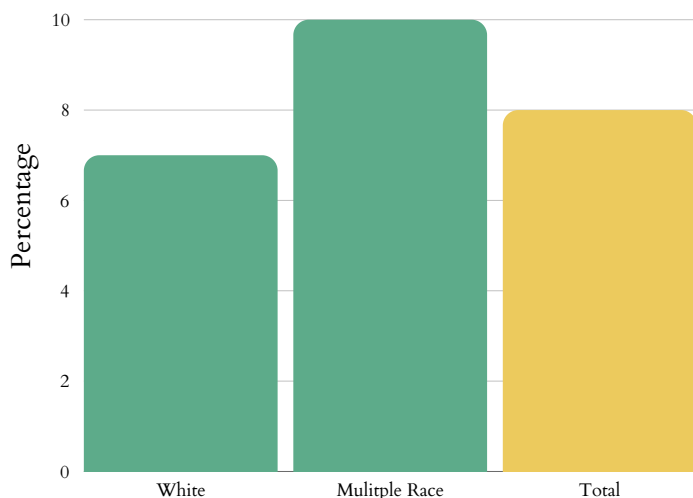


New Hampshire's Children

Child Poverty

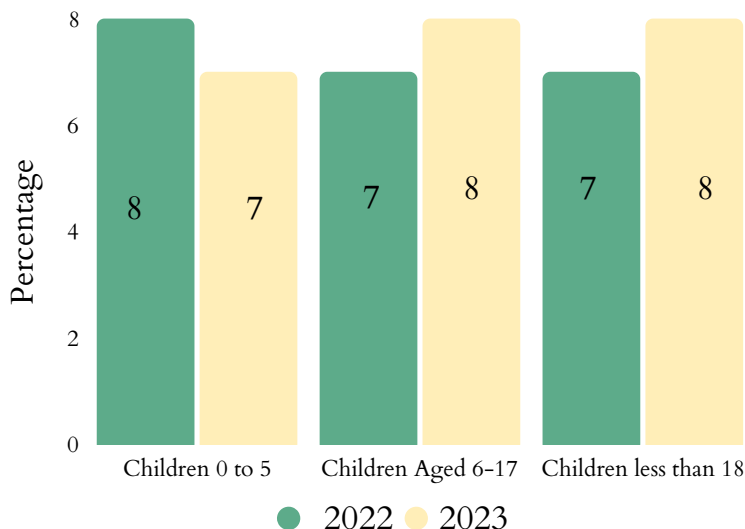
- 48,000 children lived with parents who lacked secure employment in 2022 (19% of all children).
- 25% of children lived in households with a high housing cost burden.
- Average number of TANF recipients fell from 6,068 in 2021 to 5,228 in 2022 (13.8% decrease).

Child Poverty by Race or Ethnicity, 2023



Note: Data unavailable for other races.

Child Poverty Over Time

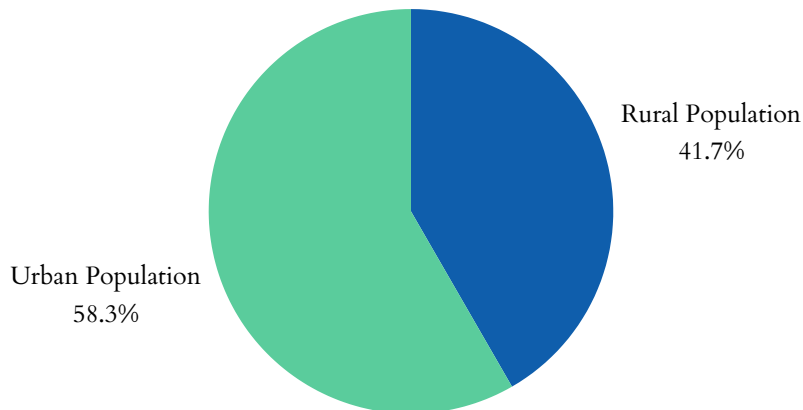


- The state spent \$7,161,558 on WIC in 2023, serving 13,373 people: a 1.96% decrease in total participants and 21.7% increase in spending since 2022.
- 135,200 people were food insecure in 2021, including 33,720 children.
- 41.9% of households receiving SNAP benefits in 2021 had children.

HOUSING

- 1,073 children, from birth to three-years-old, are experiencing homelessness (2.14%)
- 27.3% of households receiving the Low Income Housing Tax Credit report having at least one member under 18
- 25% of children lived in households with a high housing cost burden.
- 5,522 total New Hampshire residents living in public housing

Total Urban vs. Rural Population of Ohio, 2020

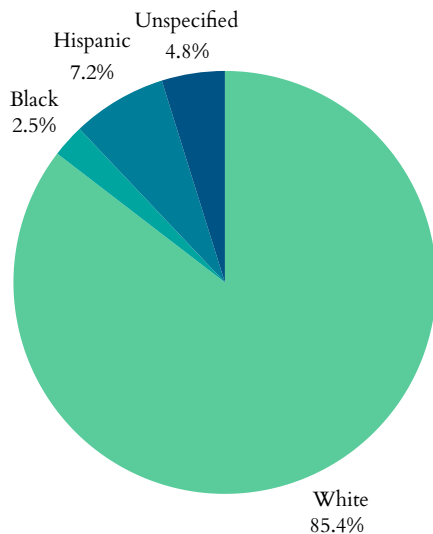


New Hampshire's Children

Health

- 809 low birth-weight babies (<5.5lbs) born in 2023 (6.8% of births).
- 1,077 preterm births (<37wks) in 2021 (8.5% of births).
 - 8.49% of all White babies
 - 9.85% of all Black babies
- 186 births to mothers aged 15-19 in 2023 – a rate of 5 in every 1,000 teen girls.
- 37 infants aged <1yr died in 2023; a rate of 3.0 per 1,000.

Percentage of All Preterm Births by Race or Ethnicity, 2021



Medicaid Expansion

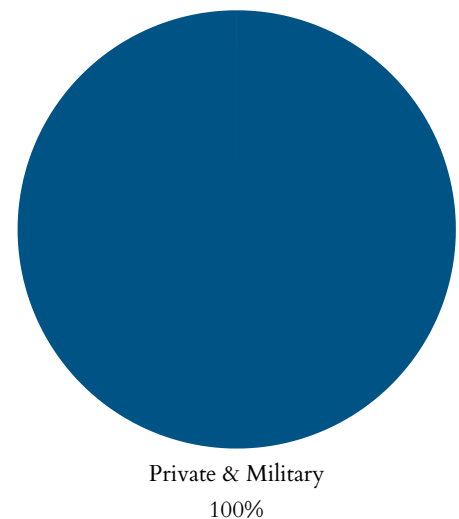
New Hampshire has been a Medicaid expansion state since 08/15/2014.

Maternal Mortality

- 11 New Hampshire women died while pregnant, or within 42 days post pregnancy from any cause relating to or aggravated by said pregnancy, excluding accidents and incidents

- 9,000 children had no health insurance in 2022 (18.18% decrease from 2021).
- 89,670 children were enrolled in Medicaid in 2021 (0.004% decrease from 2020).
- 20,261 children in New Hampshire were in the state Children Health Insurance Program (CHIP) in 2021 (18.4% increase from 2020).

Health Insurance Coverage for Children, 2021

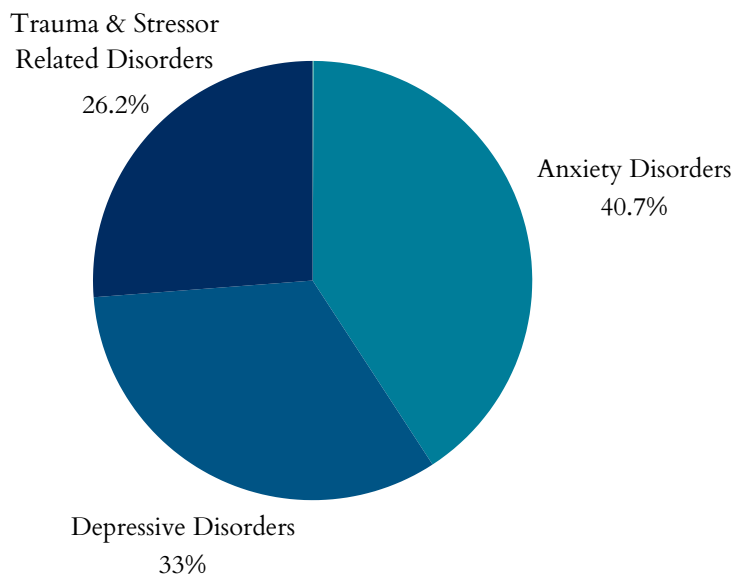


New Hampshire's Children

Zero to Three

- 74.6% of babies live above low-income
- 16.4% of babies live at low income
- 9.1% of babies live in poverty
- 5.7% of babies live in deep poverty
- 82.7% of new parents have at least one parent working full time

Top 5 Mental Health Diagnoses Among Children, 2022



Plans for Safe Care

- In 2023, New Hampshire reported 118 infants screened in with prenatal substance exposure.
- New Hampshire reported 74 plans of safe care for screened-in infants.

New Hampshire has a Family First plan approved by the administration.

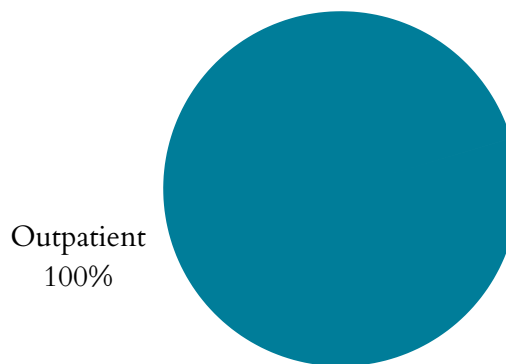
Teens & Youth

- 2,000 youth (16-19yrs) were not in school nor working in 2023 (6%)
- Zero children <19yrs were killed by a firearm in New Hampshire in 2020.

Mental Health

- 13,000 children received mental health treatment in New Hampshire in 2022 (0.7%)
- In 2022, there were 9.6 suicide deaths per 100,000 adolescents aged 15-19 in New Hampshire.

Treatment Type for Youth with Substance Use Disorder, 2023



Substance Use

- From 2015 to 2019, an average of 12,613 children in New Hampshire (2.7% of the state's child population) lived with parents having a substance use disorder.
- On March 31st, 2023, 1,790 clients 18 and under were in treatment for SUD.

