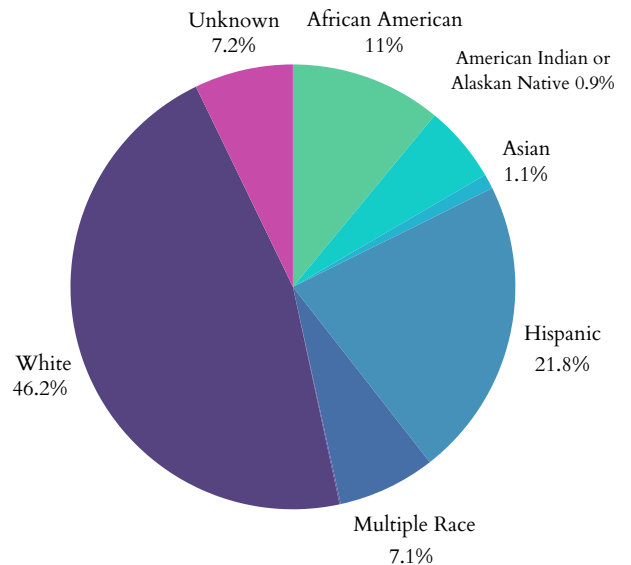


Nebraska's Children

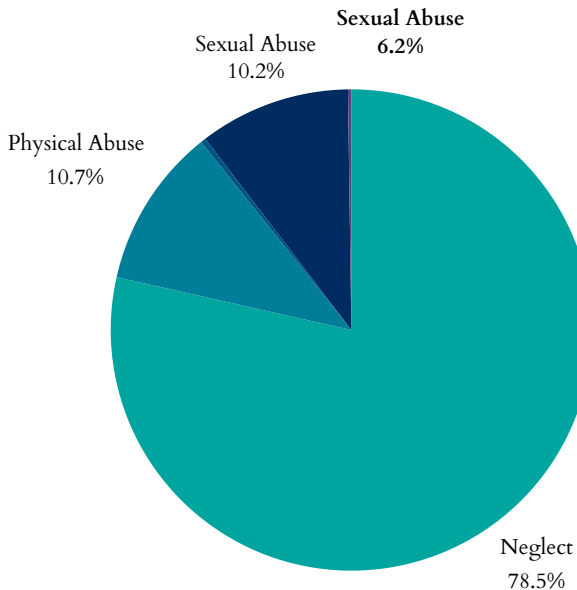
Child Maltreatment

- In 2023, Nebraska had **40,356** total referrals for child abuse and neglect. Of those, **14,499** were screened in for response by CPS.
- 2,228** child victims of abuse or neglect, at a rate of **4.6** children per 1,000 (21% decrease since 2019).
- Of the **2,228** children, **1,795** were first-time victims.
- Largest age group of victims = **<1 years**, representing **277** of the **2,228** cases.

Child Victims by Race or Ethnicity, 2023



Types of Maltreatment Victims, 2023



Perpetrators of child maltreatment (2023):

- 75% = parents of the child.
- 25% = non-parents or unknown relationship.

Child victims (2023):

- 53.2% = female; 46.5% = male.

- Child fatalities decreased from **3** in 2022 to **0** in 2023.
- Nebraska reported **5** total child victims of sex trafficking.
- Post-response services given to **1,622** victims and **13,395** non-victims.

Workforce

There are **3,520** children, family, and school social workers in Nebraska with a mean wage of **\$22.89** (compared to Nebraska's minimum wage: **\$13.50**)

Age Distribution of Maltreatment Victims, 2023



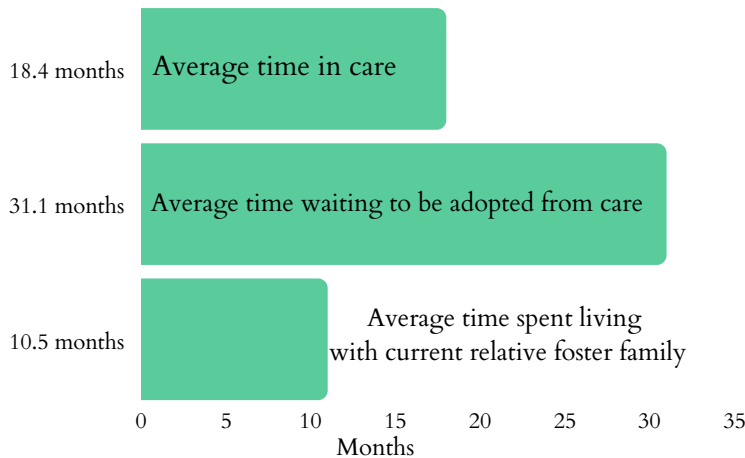
Published March 2025

Nebraska's Children

Foster Care and Adoptions

- 5,671 total children were served by the foster care system in FY 2022.
- 3,873 in care as of 09/30/2022.
- During 2022, 1,929 children entered care and 1,798 exited.
- 392 children were adopted; 807 were waiting to be adopted.
- 1% increase in the number of children in care between 2021-2022. Adoptions from the system increased by 6.5% from 2021.

Duration in Care, 2021



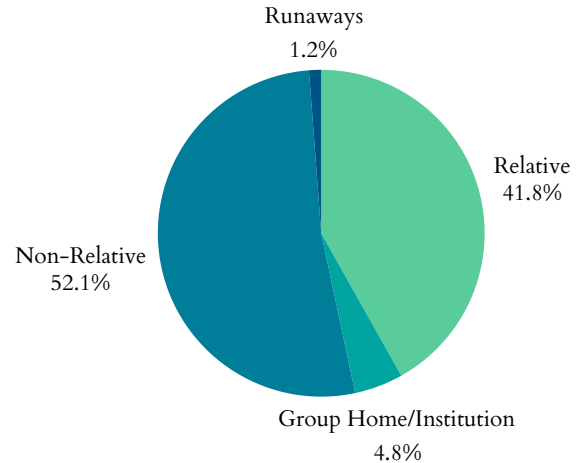
8.9%

The increase since 2020 in children transitioning from foster care to independence.

Juvenile Justice

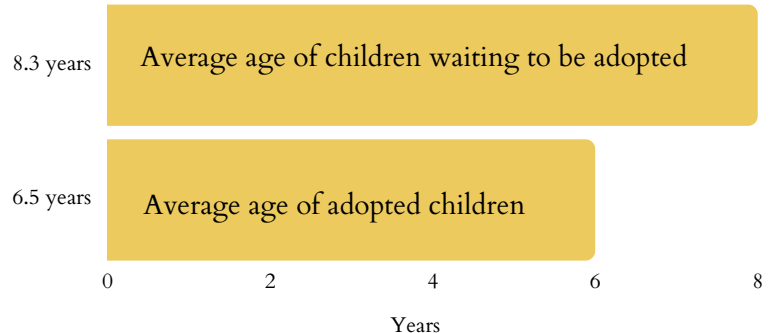
- 8,282 total arrests for children under 18 in 2019.
- 398 for Disorderly Conduct.
- 1,846 for Property Crimes.
- 1,111 for Drug Abuse Violations.
- 207 children lived in juvenile correction facilities in 2021 (decrease from 309 kids in 2019; 33% decline).

Where are Children in Foster Care Staying? 2021



- In 2021, 110 children exited foster care due to age (8.9% increase from 2020).
- 1,647 children were living with non-relatives; 1,322 stayed with a relative.
- 152 children were staying in group homes or institutions; 38 children classified as runaways.
- 3% of households had a grandparent living with a grandchild.

Adoption, 2020



33%

The decline since 2019 of children living in juvenile correction facilities.

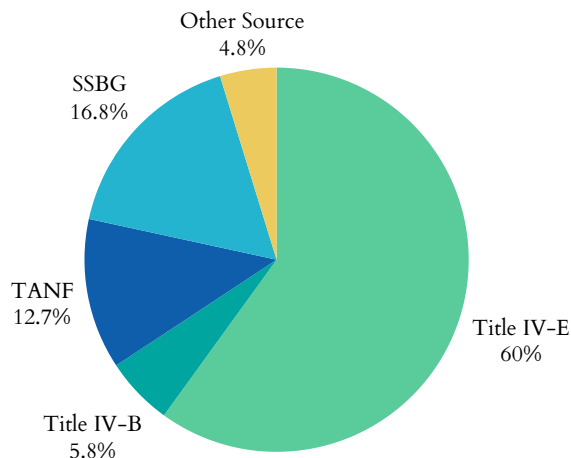


Nebraska's Children

Funding for Child Welfare Services

- Nebraska spent **\$157,510,499.71** on child welfare services in 2020.
 - Child welfare services = direct and administrative services
- **\$67,583,829.11** = from the federal government
- **\$87,480,085.78** = from state and local funds.

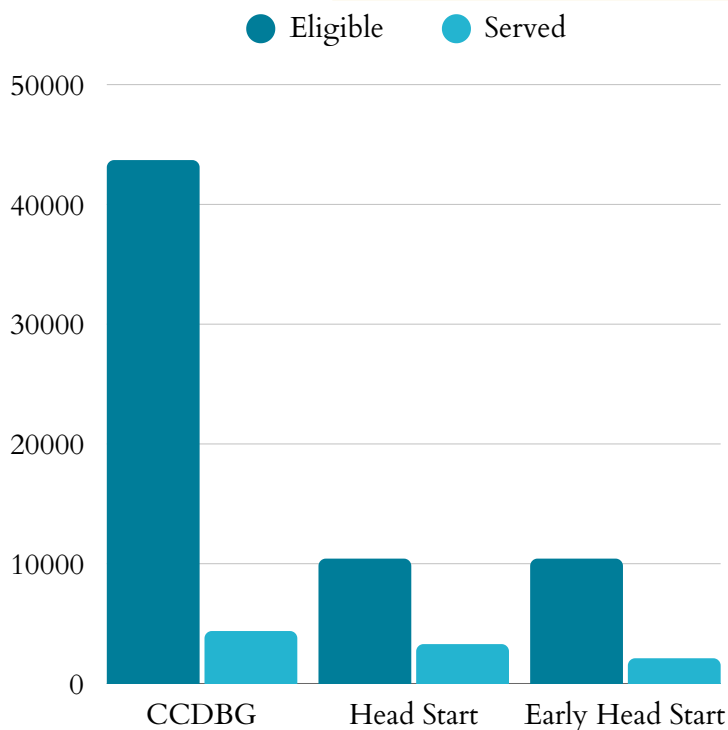
Federal Funding Sources, 2022



The significant funding sectors of the **\$157,510,499.71** in federal funding received in Nebraska in 2020:

- **\$7,055,950.00** as part of the Title IV-E Total Foster Care Program.
- **\$25,084,271.00** as part of the Title IV-E Adoption Assistance Program.
- Nebraska's sum of expenditures for Social Service Block Grants in 2020 was **\$11,602,088**

Child Care & Early Learning



- **32%** of Head Start eligible children are enrolled
- **20%** of Early Head Start eligible children are enrolled
- **10%** of Child Care & Development Block Grant eligible children 5 and under are served

- **\$13,000** annual cost of center-based infant care
- **\$8,320** annual cost of home-based infant care

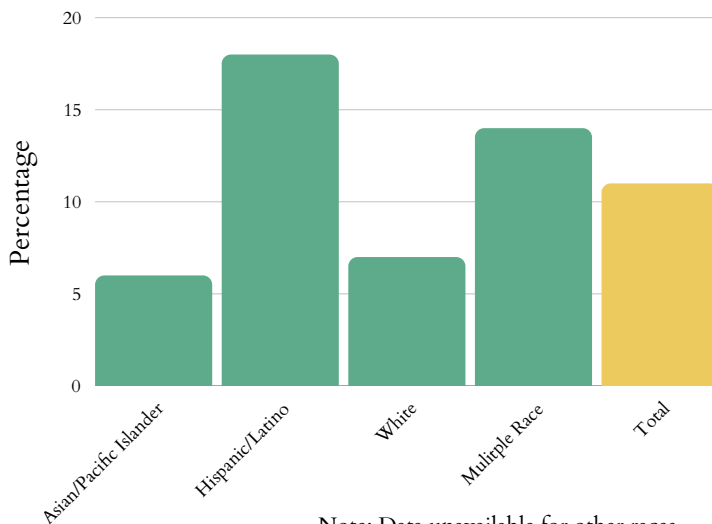


Nebraska's Children

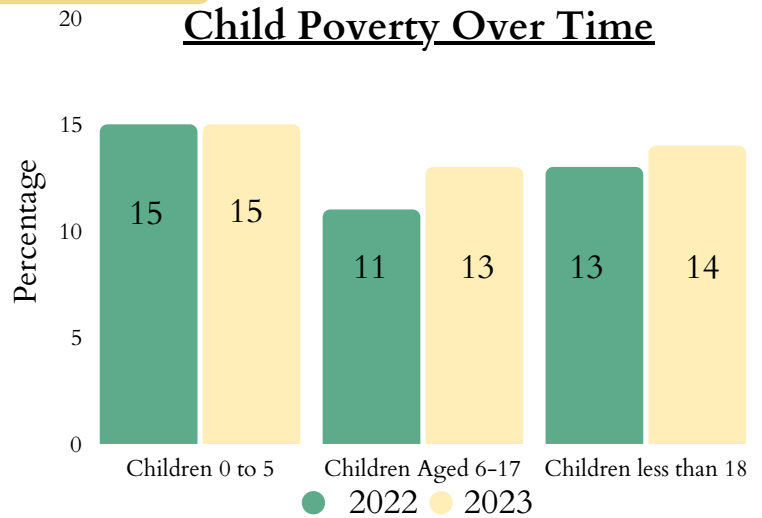
Child Poverty

- 91,000 children lived with parents who lacked secure employment in 2022 (19% of all children).
- Average number of TANF recipients decreased from 8,003 in 2021 to 6,299 in 2022 (21.2% decrease).

Child Poverty by Race or Ethnicity, 2023



Child Poverty Over Time

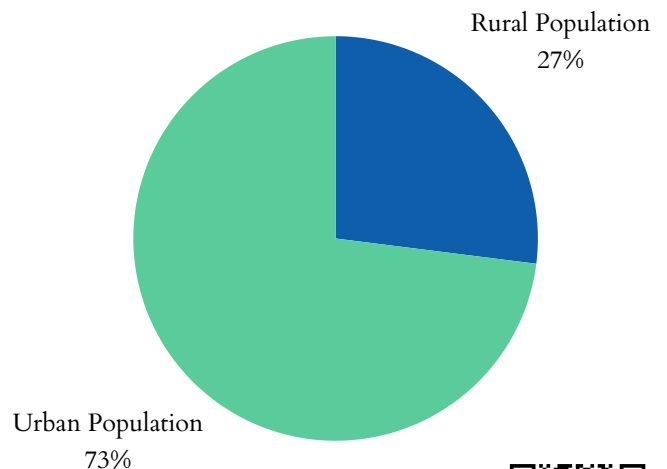


- The state spent \$20,606,945 on WIC in 2023, serving 36,356 people: a 2.19% increase in total participants and 16.18% increase in spending since 2022.
- 288,410 people were food insecure between 2021 and 2023, including 109,123 children.
- 46.1% of households receiving SNAP benefits in 2021 had children.

HOUSING

- 924 children, from birth to three-years-old, are experiencing homelessness (0.94%)
- 36.8% of households receiving the Low Income Housing Tax Credit report having at least one member under 18
- 22% of children lived in households with a high housing cost burden.
- 10,338 total Nebraska residents living in public housing

Total Urban vs. Rural Population of Nebraska, 2020



Published March 2025

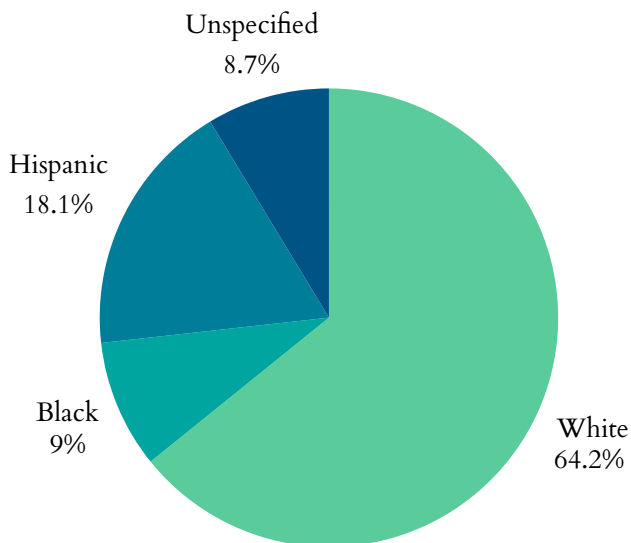


Nebraska's Children

Health

- **1,936** low birth-weight babies (<5.5lbs) born in 2023 (8.0% of births).
- **2,653** preterm births (<37wks) in 2021 (10.8%).
 - 10.16% of all White babies
 - 15.66% of all Black babies
- **896** births to mothers aged 15-19 in 2023 – a rate of 13 in every 1,000 teen girls.
- **153** infants aged <1yr died in 2023 -- a rate of 6 per 1,000.

Percentage of All Preterm Births by Race or Ethnicity, 2021



Medicaid Expansion

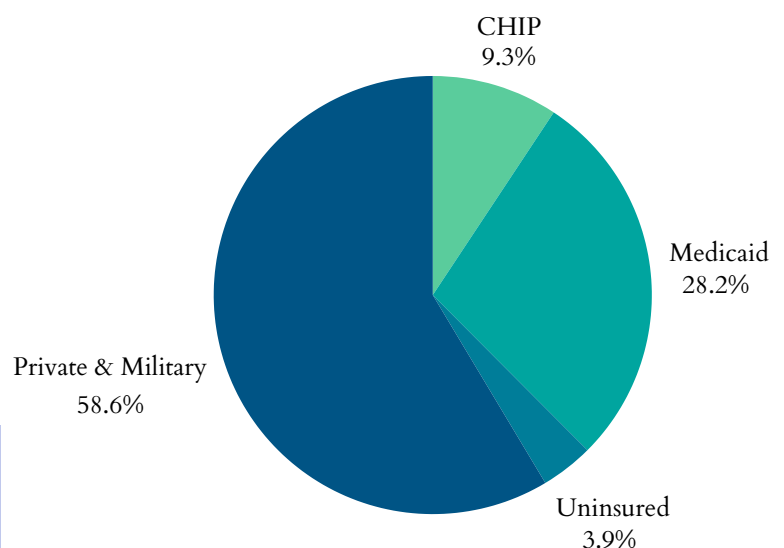
Nebraska has been a Medicaid expansion state since 10/01/2020

Maternal Mortality

- **31** Nebraska women died while pregnant, or within 42 days post pregnancy from any cause relating to or aggravated by said pregnancy, excluding accidents and incidents
- For every 100,000 live births in Nebraska, there is **25** maternal deaths

- **23,000** children had no health insurance in 2022 (4.2% decrease from 2021).
- **174,328** children were enrolled in Medicaid in 2021 (3% increase from 2020).
- **57,523** children in Nebraska were in the state Children Health Insurance Program (CHIP) in 2021 (7.6% decrease from 2020).

Health Insurance Coverage for Children, 2021

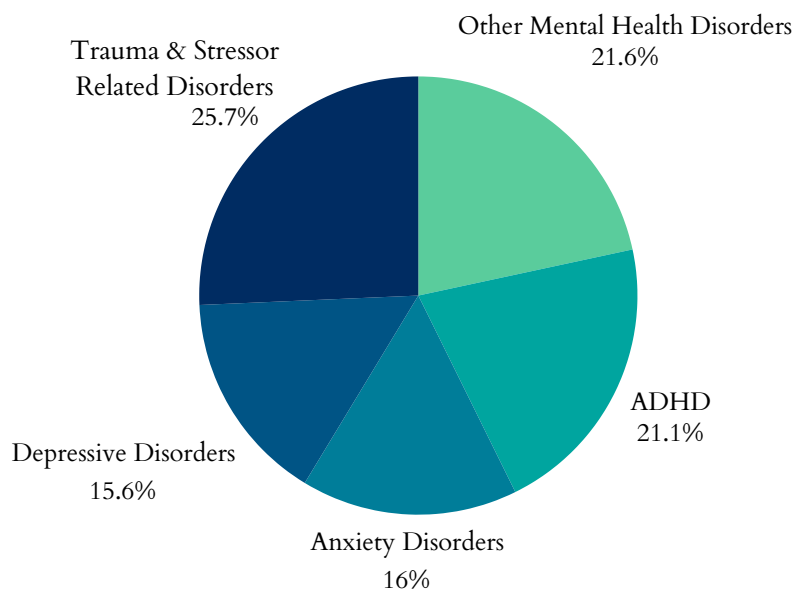


Nebraska's Children

Zero to Three

- 66.9% of babies live above low-income
- 20.3% of babies live at low income
- 12.8% of babies live in poverty
- 7.9% of babies live in deep poverty
- 87.5% of new parents have at least one parent working full time

Top 5 Mental Health Diagnoses Among Children, 2022



Plans for Safe Care

- In 2023, Nebraska reported 149 infants screened in with prenatal substance exposure.
- Nebraska reported 31 plans of safe care for screened-in infants.

Nebraska has a Family First plan approved by the administration.

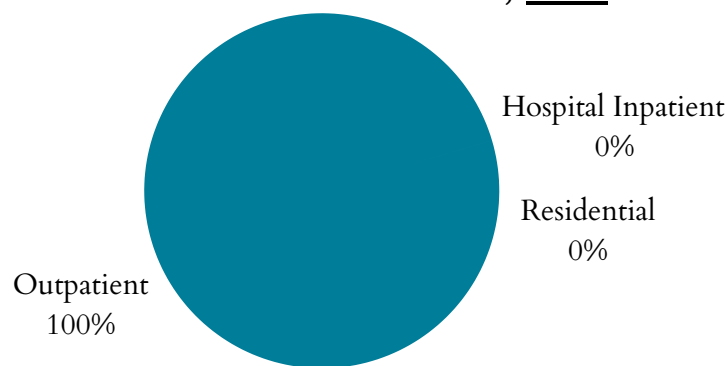
Teens & Youth

- 3,000 youth (16-19yrs) were not in school nor working in 2022 (3%)
- 25 children <19yrs were killed by a firearm in Nebraska in 2020.

Mental Health

- 3,018 children received mental health treatment in Nebraska in 2022 (0.2%)
- In 2022, there were 14.4 deaths per 100,000 adolescents aged 15-19 in Nebraska.

Treatment Type for Youth with Substance Use Disorder, 2023



Substance Use

- From 2015 to 2019, an average of 5,185 children in Nebraska (0.8% of the state's child population) lived with parents having a substance use disorder.
- On March 31st, 2023, 400 clients 18 and under were in treatment for SUD

