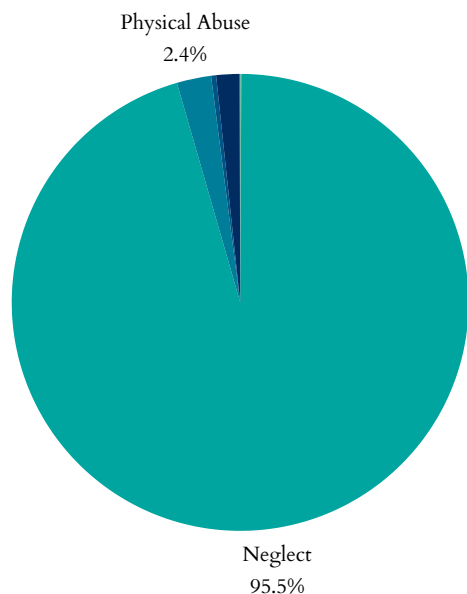


Montana's Children

Child Maltreatment

- In 2023, Montana had 10,632 total referrals for child abuse and neglect. Of those, 6,978 were screened in for response by CPS.
- 2,628 child victims of abuse or neglect, at a rate of 11.2 children per 1,000 (29.7% decrease since 2019).
- Of the 2,628 children, 2,138 were first-time victims.
- Largest age group of victims = <1 years, representing 312 of the 2,628 cases.

Types of Maltreatment Victims, 2023



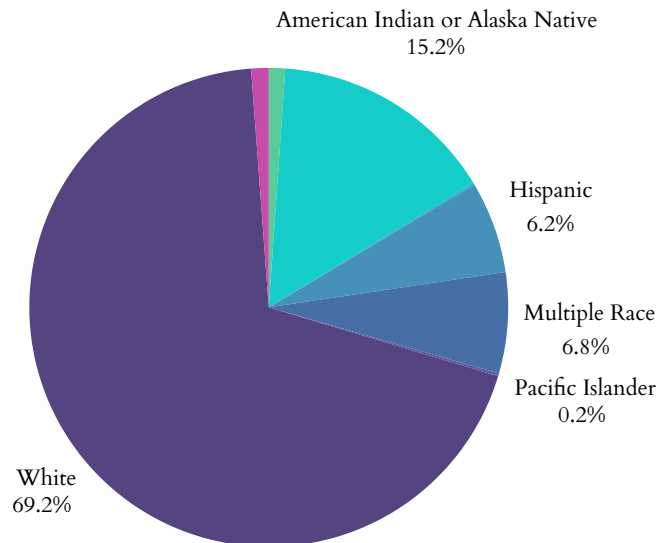
Workforce

There are 1,090 children, family, and school social workers in Montana with a mean wage of \$23.72 (compared to Montana's minimum wage: \$10.30)



Published March 2025

Child Victims by Race or Ethnicity, 2023



Perpetrators of child maltreatment (2023):

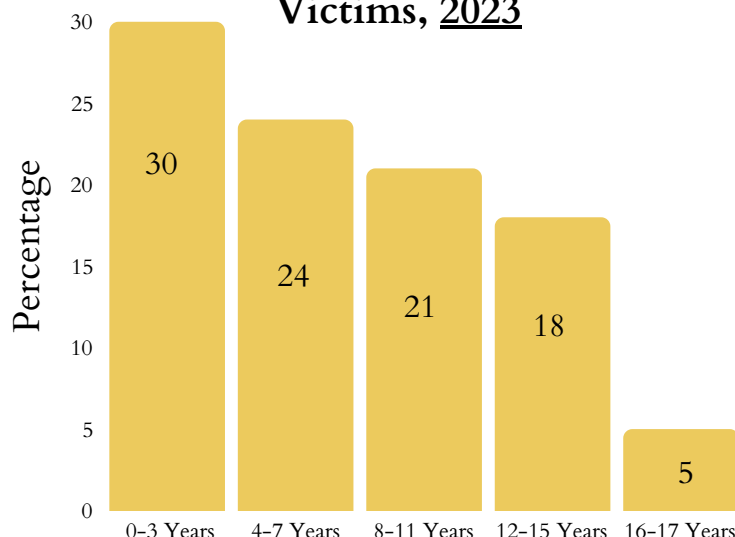
- 90.26% = parents of the child.
- 9.74% = non-parents or unknown relationship.

Child victims (2023):

- 51.2% = female; 48.6% = male.

- Child fatalities increased from 1 in 2022 to 2 in 2023.
- Montana reported 1 total child victim of sex trafficking.
- Post-response services given to 2,784 victims and 9,832 non-victims.

Age Distribution of Maltreatment Victims, 2023

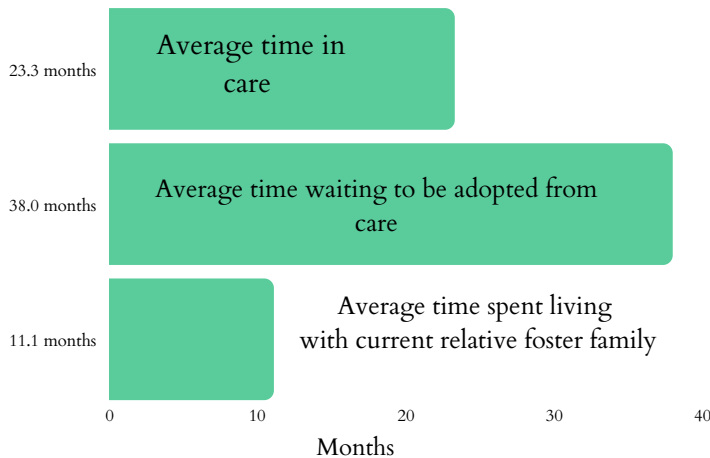


Montana's Children

Foster Care and Adoptions

- **4,434** total children were served by the foster care system in FY 2022.
- **2,672** in care as of 09/30/2022.
- During 2022, **1,398** children entered care and **1,764** exited.
- **340** children were adopted; **553** were waiting to be adopted.
- **13.33%** decrease in the number of children in care between 2021-2022. Adoptions from the system increased by **8.63%** from 2021.

Duration in Care, 2021



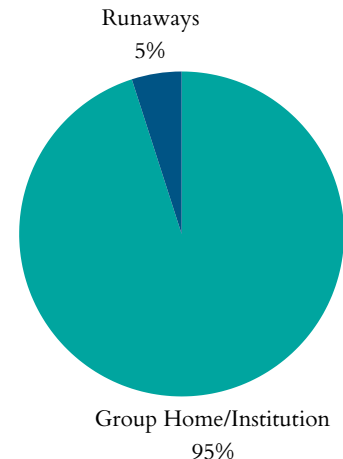
9.8%

The decrease since 2020 in children transitioning from foster care to independence.

Juvenile Justice

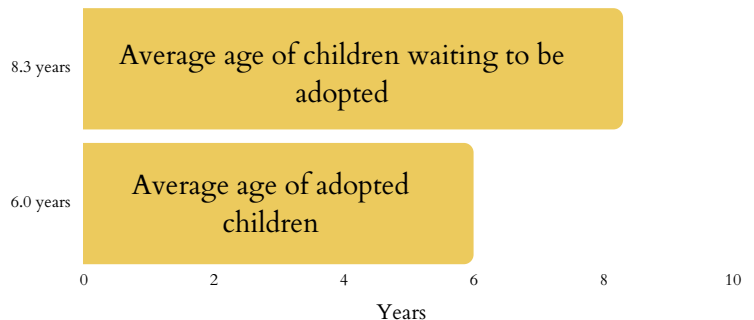
- **4,355** total arrests for children under 18 in 2019.
- **413** for Disorderly Conduct.
- **658** for Property Crimes.
- **324** for Drug Abuse Violations.
- **99** children lived in juvenile correction facilities in 2021 (decrease from **138** kids in 2019; **28.3%** decline).

Where are Children in Foster Care Staying? 2021



- In 2021, **92** children exited foster care due to age (**9.8%** decrease from 2020).
- **1,010** children were living with non-relatives; **1,310** stayed with a relative.
- **249** children were staying in group homes or institutions; **13** children classified as runaways.
- **3.6%** of households had a grandparent living with a grandchild.

Adoption, 2020



28.3%

The decline since 2019 of children living in juvenile correction facilities.

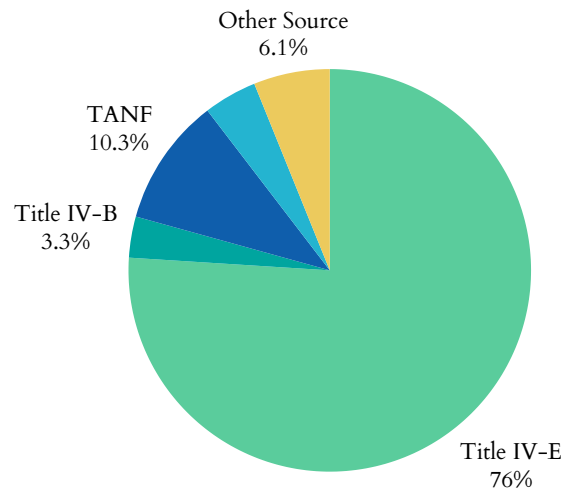


Montana's Children

Funding for Child Welfare Services

- Montana spent **\$111,734,767.36** on child welfare services in 2020.
 - Child welfare services = direct and administrative services
- **\$46,650,849.69** = from the federal government
- **\$63,224,023.05** = from state and local funds.

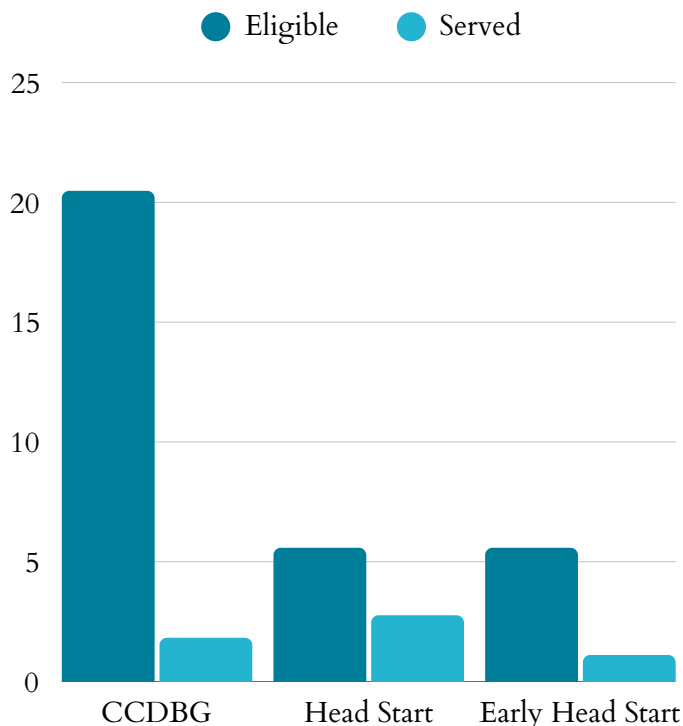
Federal Funding Sources, 2020



The significant funding sectors of the **\$46,650,849.69** in federal funding received in Montana in 2020:

- **\$15,354,863.80** as part of the Title IV-E Total Foster Care Program.
- **\$12,295,443.52** as part of the Title IV-E Adoption Assistance Program.
- Montana's sum of expenditures for Social Service Block Grants in 2022 was **\$6,836,628**

Child Care & Early Learning



- **50%** of Head Start eligible children are enrolled
- **20%** of Early Head Start eligible children are enrolled
- **9%** of Child Care & Development Block Grant eligible children 5 and under are served

- **\$11,700** annual cost of center-based infant care
- **\$9,100** annual cost of home-based infant care

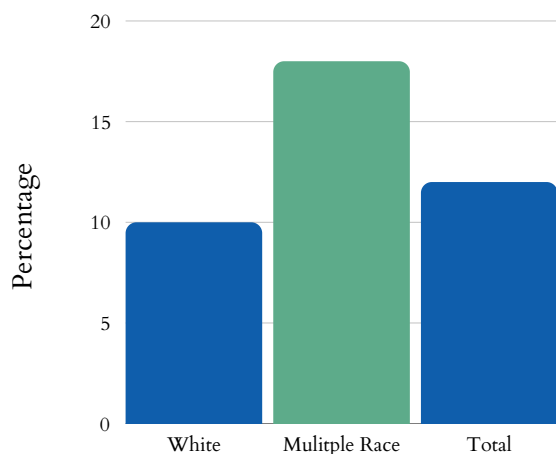


Montana's Children

Child Poverty

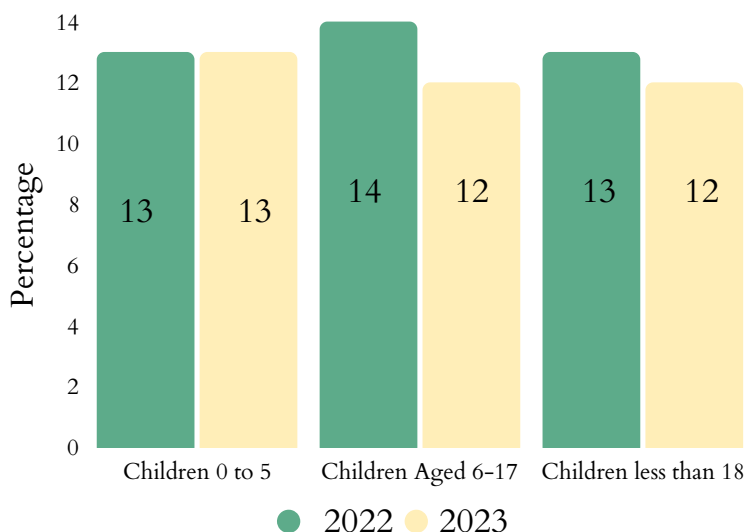
- 58,000 children lived with parents who lacked secure employment in 2022 (25% of all children).
- 21% of children lived in households with a high housing cost burden.
- Average number of TANF recipients fell from 4,944 in 2021 to 4,252 in 2022 (14% decrease).

Child Poverty by Race or Ethnicity, 2023



Note: Data unavailable for other races.

Child Poverty Over Time

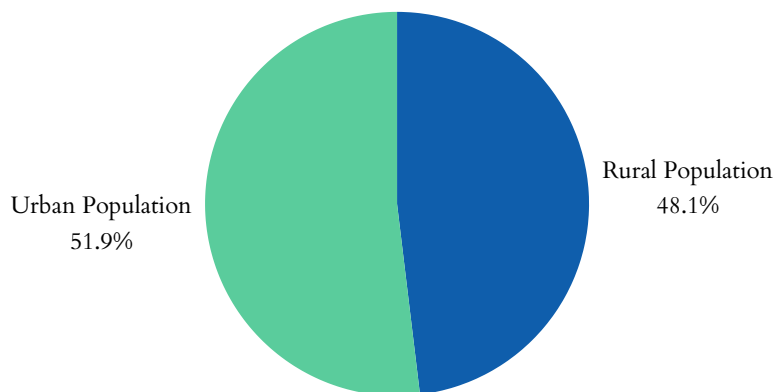


- The state spent \$8,440,804 on WIC in 2023, serving 13,966 people: a 1.01% increase in total participants and 15.9% increase in spending since 2022.
- 130,980 people were food insecure in 2021, including 39,580 children.
- 38.5% of households receiving SNAP benefits in 2021 had children.

HOUSING

- 1,285 children, from birth to three-years-old, are experiencing homelessness (2.82%)
- 30.3% of households receiving the Low Income Housing Tax Credit report having at least one member under 18
- 21% of children lived in households with a high housing cost burden.
- 3,051 total Montana residents living in public housing

Total Urban vs. Rural Population of Montana, 2020

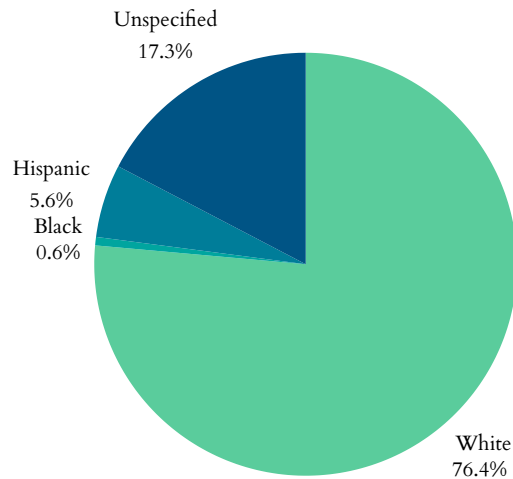


Montana's Children

Health

- 855 low birth-weight babies (<5.5lbs) born in 2023 (7.7% of births).
- 1,090 preterm births (<37wks) in 2021 (9.72% of births).
 - 9.16% of all White babies
 - **Unreported** - % of all Black babies
- 442 births to mothers aged 15-19 in 2021 -- a rate of 14 in every 1,000 teen girls.
- 55 infants aged <1yr died in 2021; a rate of 4.9 per 1,000.

Percentage of All Preterm Births by Race or Ethnicity, 2021



Medicaid Expansion


Montana has been a Medicaid expansion state since 01/01/2016.

Maternal Mortality

- 17 Montana women died while pregnant, or within 42 days post pregnancy from any cause relating to or aggravated by said pregnancy, excluding accidents and incidents
- Montana did not report a number of maternal deaths per every 100,000 live births

- 17,000 children had no health insurance in 2022 (0% decrease/increase from 2021).
- 95,000 children were enrolled in Medicaid in 2022 (2.15% increase from 2021).
- 30,652 children in Montana were in the state Children Health Insurance Program (CHIP) in 2021 (25.11% decrease from 2020).

Health Insurance Coverage for Children, 2021



Private & Military
100%

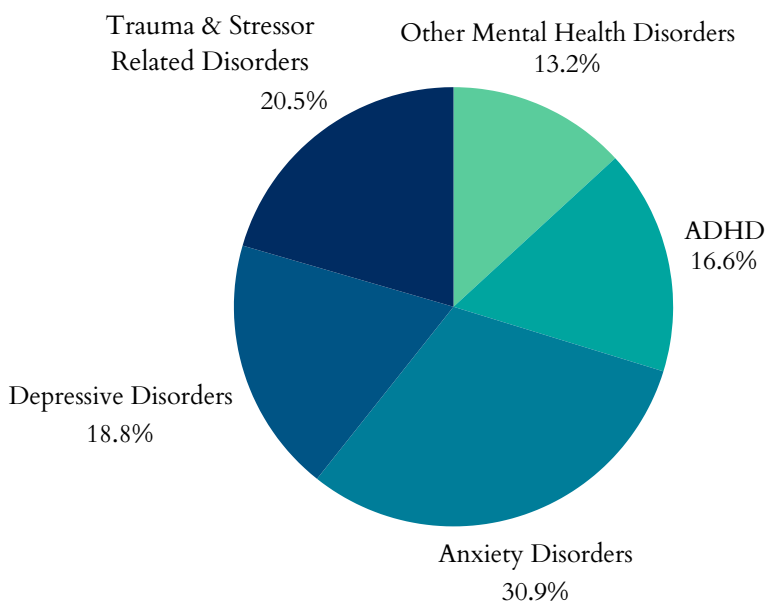


Montana's Children

Zero to Three

- 68.0% of babies live above low-income
- 18.4% of babies live at low income
- 13.6% of babies live in poverty
- 5.1% of babies live in deep poverty
- 73.7% of new parents have at least one parent working full time

Top 5 Mental Health Diagnoses Among Children, 2022



Plans for Safe Care

- In 2023, Montana reported 25 infants screened with prenatal substance exposure.
- Montana reported 0 plans of safe care for screened-in infants.

Montana has a Family First plan approved by the administration.

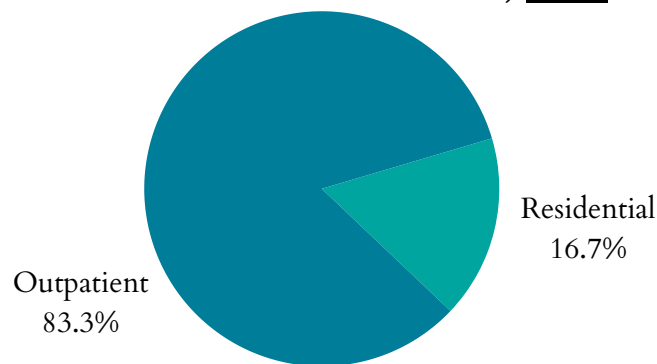
Teens & Youth

- 4,000 youth (16-19yrs) were not in school nor working in 2023 (7%)
- 14 children <19yrs were killed by a firearm in Montana in 2020.

Mental Health

- 23,245 children received mental health treatment in Montana in 2022 (1.3%)
- In 2022, there were 36.3 suicide deaths per 100,000 adolescents aged 15-19 in Montana.

Treatment Type for Youth with Substance Use Disorder, 2023



Substance Use

- From 2015 to 2019, an average of 12,546 children in Montana (3.5% of the state's child population) lived with parents having a substance use disorder.
- On March 31st, 2023, 180 clients 18 and under were in treatment for substance use disorder

