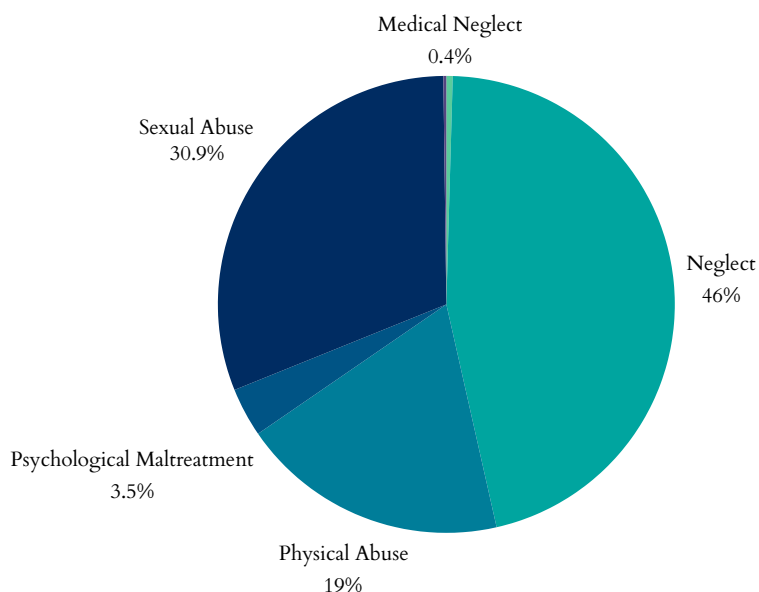


Missouri's Children

Child Maltreatment

- In 2023, Missouri had **87,029** total referrals for child abuse and neglect. Of those, **60,613** were screened in for response by CPS.
- **4,419** child victims of abuse or neglect, at a rate of **2.8** children per 1,000 (7.2% decrease since 2019).
- Of the **4,419** children, **3,814** were first-time victims.
- Largest age group of victims = **15 years**, representing **341** of the **4,419** cases.

Types of Maltreatment Victims, 2023



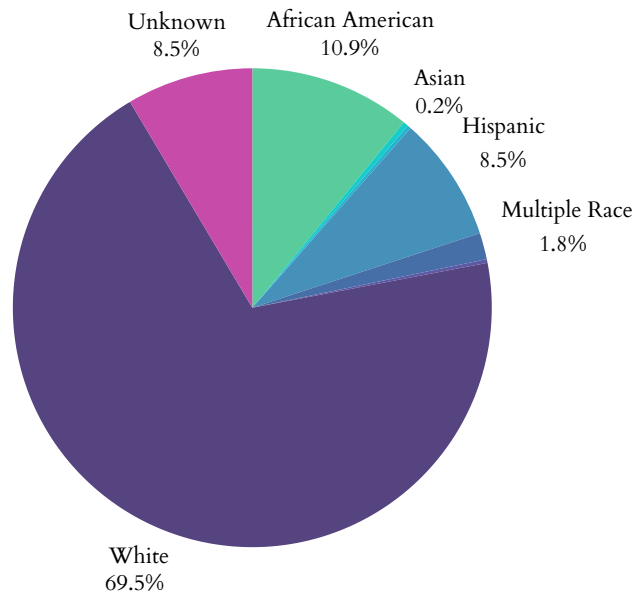
Workforce

There are **6,890** children, family, and school social workers in Missouri with a mean wage of **\$21.34** (compared to Missouri's minimum wage: **\$13.75**)



Published March 2025

Child Victims by Race or Ethnicity, 2023



Perpetrators of child maltreatment (2023):

- **55.8%** = parents of the child.
- **44.2%** = non-parents or unknown relationship.

Child victims (2023):

- **58.9%** = female; **41.0%** = male.

- Child fatalities increased from **57** in 2022 to **61** in 2023.

- Missouri reported **7** total child victim of sex trafficking.

- Post-response services given to **4,515** victims and **80,177** non-victims.

Age Distribution of Maltreatment Victims, 2023

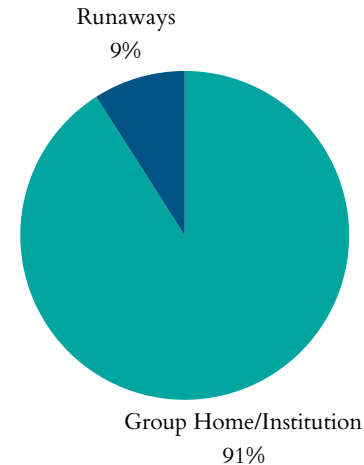


Missouri's Children

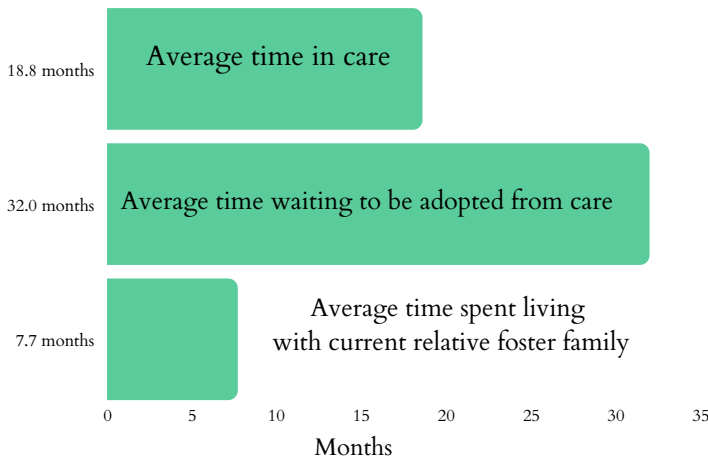
Foster Care and Adoptions

- **18,824** total children were served by the foster care system in FY 2022.
- **12,514** in care as of 09/30/2022.
- During 2022, **5,876** children entered care and **6,310** exited.
- **1,470** children were adopted; **2,451** were waiting to be adopted.
- **5.15%** decrease in the number of children in care between 2021-2022. Adoptions from the system increased by **3.59%** from 2021.

Where are Children in Foster Care Staying? 2021



Duration in Care, 2021



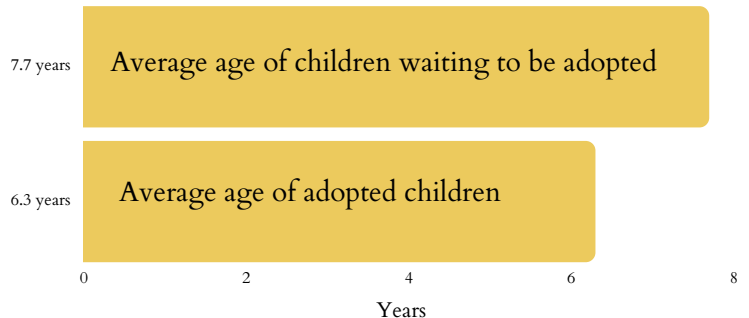
- In 2021, **601** children exited foster care due to age (.33% increase from 2020).
- **3,841** children were living with non-relatives; **5,336** stayed with a relative.
- **855** children were staying in group homes or institutions; **85** children classified as runaways.
- **4.4%** of households had a grandparent living with a grandchild.

0.33% The increase since 2020 in children transitioning from foster care to independence.

Juvenile Justice

- **10,435** total arrests for children under 18 in 2019.
- **918** for Disorderly Conduct.
- **1,799** for Property Crimes.
- **1,307** for Drug Abuse Violations.
- **612** children lived in juvenile correction facilities in 2021 (increase from **588** kids in 2019; **4.08%** increase).

Adoption, 2020



4.08% The increase since 2019 of children living in juvenile correction facilities.

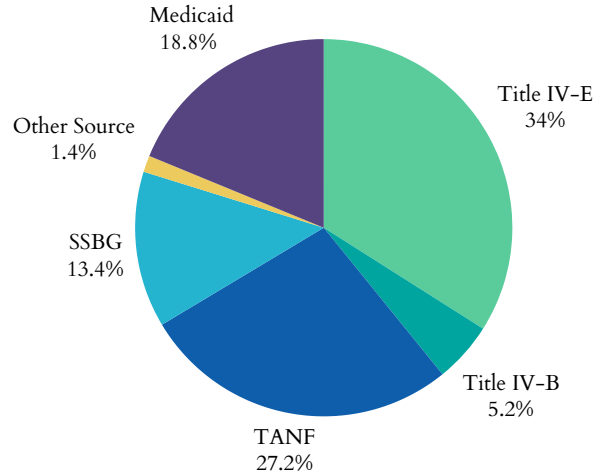


Missouri's Children

Funding for Child Welfare Services

- Missouri spent \$566,652,953.47 on child welfare services in 2020.
 - Child welfare services = direct and administrative services
- \$342,577,915.07 = from the federal government
- \$210,262,958.56 = from state and local funds.

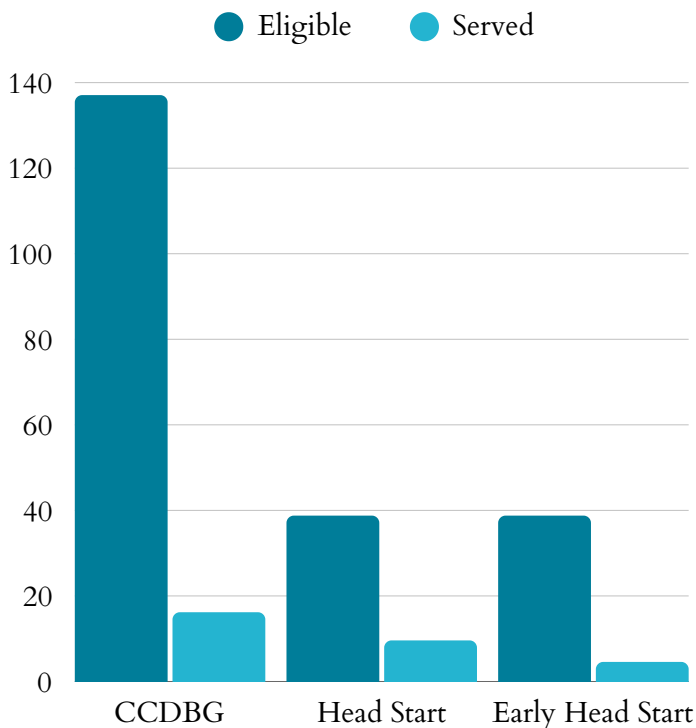
Federal Funding Sources, 2020



The significant funding sectors of the \$342,577,915.07 in federal funding received in Missouri in 2020:

- \$58,474,510.88 as part of the Title IV-E Total Foster Care Program.
- \$44,261,541.00 as part of the Title IV-E Adoption Assistance Program.
- Missouri's sum of expenditures for Social Service Block Grants in 2021 was \$51,369,005

Child Care & Early Learning



- 25% of Head Start eligible children are enrolled
- 12% of Early Head Start eligible children are enrolled
- 12% of Child Care & Development Block Grant eligible children 5 and under are served

- \$12,907 annual cost of center-based infant care
- \$8,498 annual cost of home-based infant care

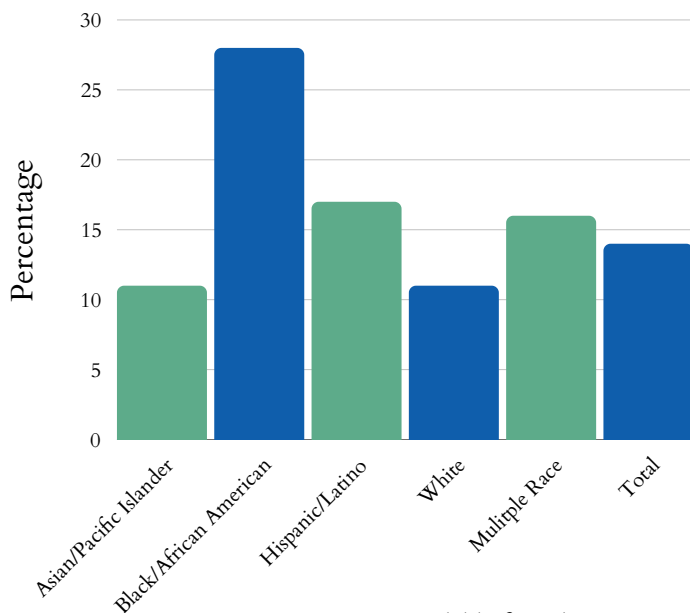


Missouri's Children

Child Poverty

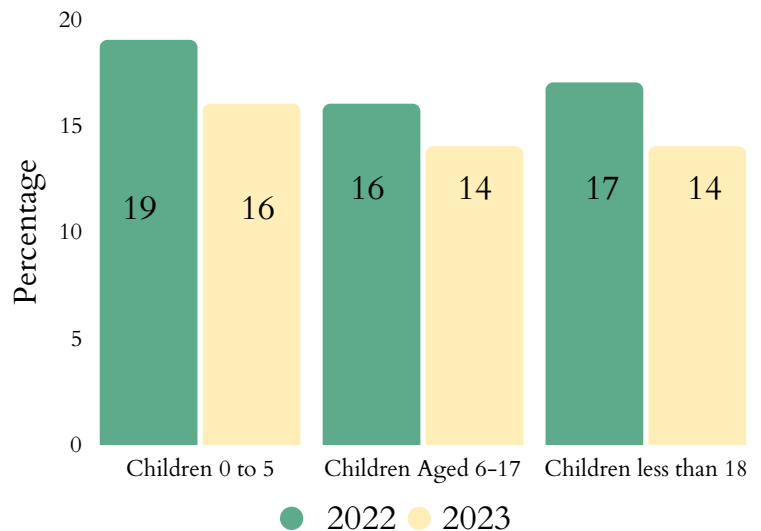
- 336,000 children lived with parents who lacked secure employment in 2022 (25% of all children).
- 22% of children lived in households with a high housing cost burden.
- Average number of TANF recipients fell from 15,333 in 2021 to 12,480 in 2022 (18.61% decrease).

Child Poverty by Race or Ethnicity, 2023



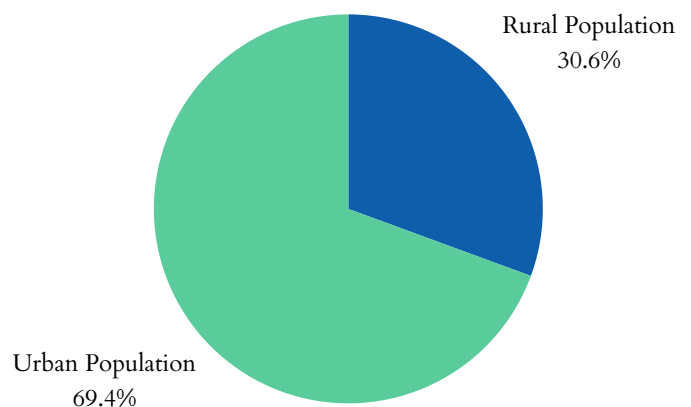
Note: Data unavailable for other races.

Child Poverty Over Time



- The state spent \$46,757,490 on WIC in 2023, serving 89,547 people: a 7.02% increase in total participants and 33.26% increase in spending since 2022.
- 924,180 people were food insecure in 2021, including 254,720 children.
- 44.8% of households receiving SNAP benefits in 2021 had children.

Total Urban vs. Rural Population of Missouri, 2020



HOUSING

- 9,915 children, from birth to three-years-old, are experiencing homelessness (3.53%)
- 24.5% of households receiving the Low Income Housing Tax Credit report having at least one member under 18
- 22% of children lived in households with a high housing cost burden.
- 26,870 total Missouri residents living in public housing

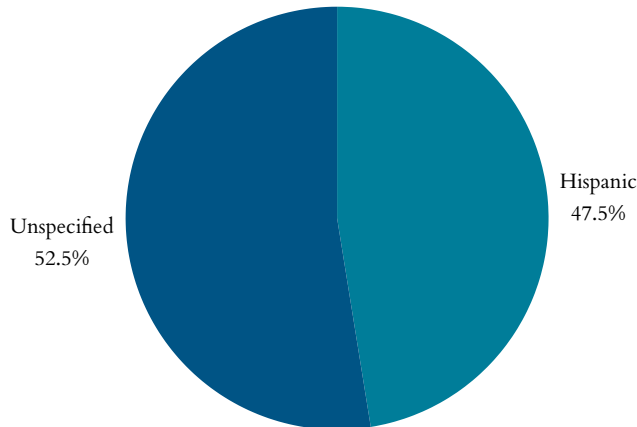


Missouri's Children

Health

- 5,972 low birth-weight babies (<5.5lbs) born in 2023 (8.9% of births).
- 7,821 preterm births (<37wks) in 2021 (11.28% of births).
 - 10.42% of all White babies
 - 15.73% of all Black babies
- 3,166 births to mothers aged 15-19 in 2023 -- a rate of 16 in every 1,000 teen girls.
- 392 infants aged <1yr died in 2023; a rate of 6 per 1,000.

Percentage of All Preterm Births by Race or Ethnicity, 2021



Medicaid Expansion

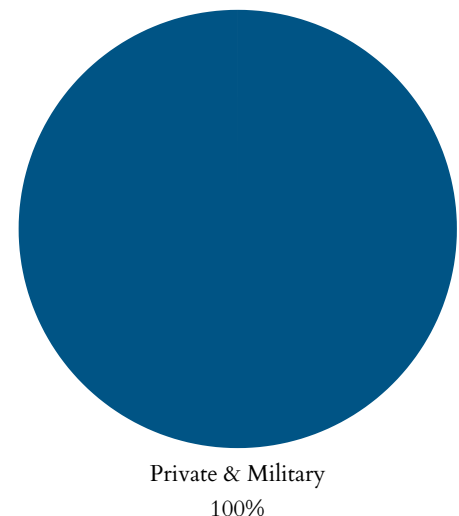
Missouri has been a Medicaid expansion state since 10/01/2021.

Maternal Mortality

- 84 Missouri women died while pregnant, or within 42 days post pregnancy from any cause relating to or aggravated by said pregnancy, excluding accidents and incidents
- Missouri reported 24 maternal deaths per every 100,000 live births

- 83,000 children had no health insurance in 2022 (3.49% decrease from 2021).
- 503,000 children were enrolled in Medicaid in 2022 (3.29% increase from 2021).
- 99,958 children in Missouri were in the state Children Health Insurance Program (CHIP) in 2021 (14.79% decrease from 2020).

Health Insurance Coverage for Children, 2021

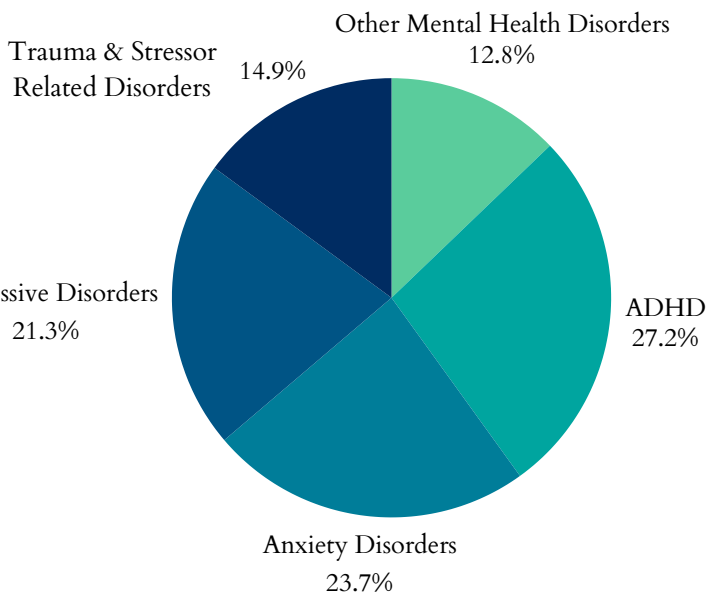


Missouri's Children

Zero to Three

- 56.2% of babies live above low-income
- 24.9% of babies live at low income
- 18.9% of babies live in poverty
- 9.4% of babies live in deep poverty
- 78.5% of new parents have at least one parent working full time

Top 5 Mental Health Diagnoses Among Children, 2022



Plans for Safe Care

- In 2023, Missouri reported 946 infants screened with prenatal substance exposure.
- Missouri reported 0 plans of safe care for screened-in infants.

Missouri has a Family First plan approved by the administration.

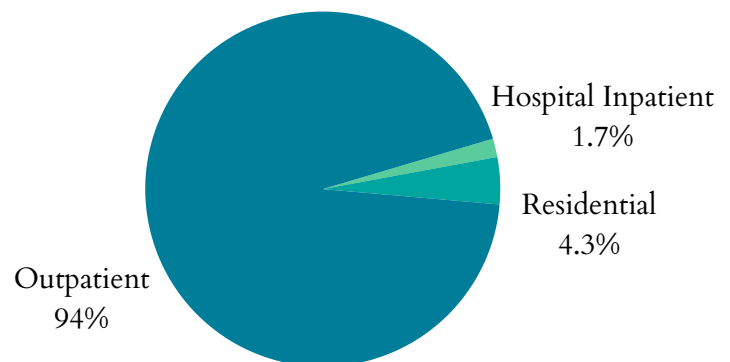
Teens & Youth

- 22,000 youth (16-19yrs) were not in school nor working in 2023 (6%)
- 131 children <19yrs were killed by a firearm in Missouri in 2020.

Mental Health

- 21,949 children received mental health treatment in Missouri in 2022 (1.2%)
- In 2022, there were 12.3 suicide deaths per 100,000 adolescents aged 15-19 in Missouri.

Treatment Type for Youth with Substance Use Disorder, 2023



Substance Use

- From 2015 to 2019, an average of 38,990 children in Missouri (1.9% of the state's child population) lived with parents having a substance use disorder.
- On March 31st, 2023, 2,079 clients 18 and under were in treatment for substance use disorder

