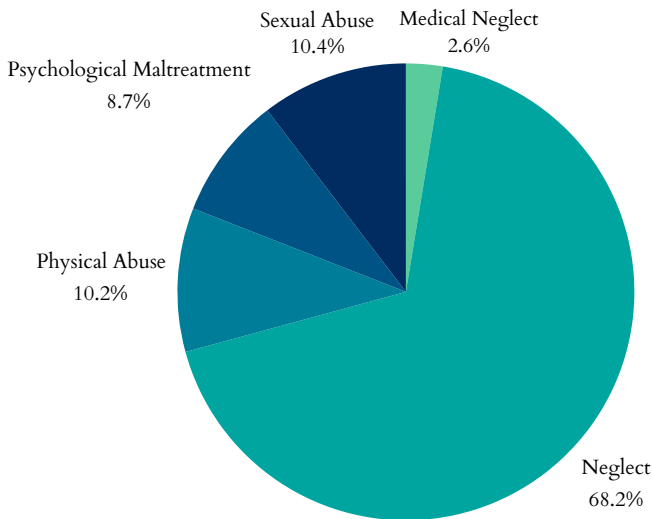


Mississippi's Children

Child Maltreatment

- In 2023, Mississippi had 32,923 total referrals for child abuse and neglect. Of those, 24,826 were screened in for response by CPS.
- 8,781 child victims of abuse or neglect, at a rate of 12.9 children per 1,000 (6.4% decrease since 2019).
- Of the 8,781 children, 7,766 were first-time victims.
- Largest age group of victims = <1 years, representing 1,240 of the 8,781 cases.

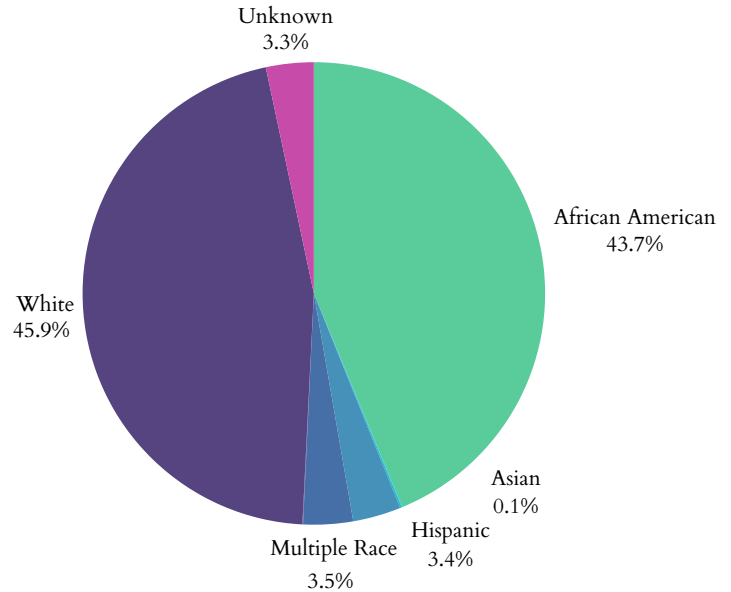
Types of Maltreatment Victims, 2023



Workforce

There are 3,370 children, family, and school social workers in Mississippi with a mean wage of \$20.55 (compared to Mississippi's minimum wage: \$7.25)

Child Victims by Race or Ethnicity, 2023



Perpetrators of child maltreatment (2023):

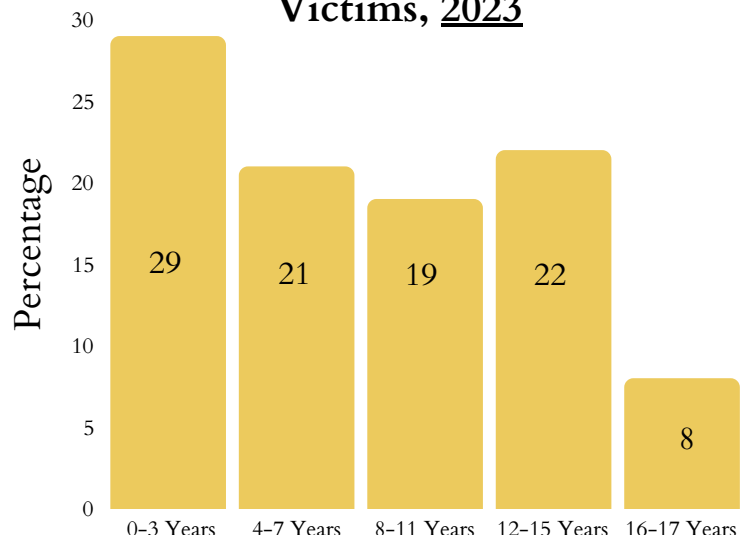
- 72.3% = parents of the child.
- 27.6% = non-parents or unknown relationship.

Child victims (2023):

- 53.0% = female; 46.6% = male.

- Child fatalities increased from 72 in 2022 to 76 in 2023.
- Mississippi reported 11 total child victim of sex trafficking.
- Post-response services given to 9,460 victims and 29,511 non-victims.

Age Distribution of Maltreatment Victims, 2023



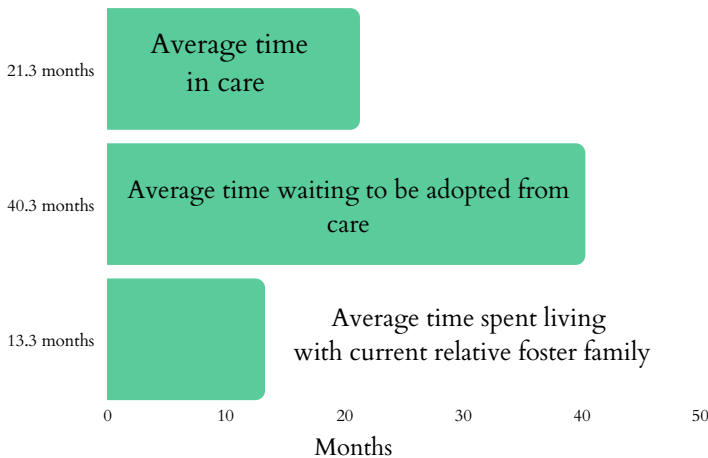
Published March 2025

Mississippi's Children

Foster Care and Adoptions

- **5,805** total children were served by the foster care system in FY 2022.
- **3,825** in care as of 09/30/2022.
- During 2022, **2,150** children entered care and **1,990** exited.
- **604** children were adopted; **1,154** were waiting to be adopted.
- **8.1%** increase in the number of children in care between 2021-2022. Adoptions from the system also increased by **6.7%** from 2021.

Duration in Care, 2021



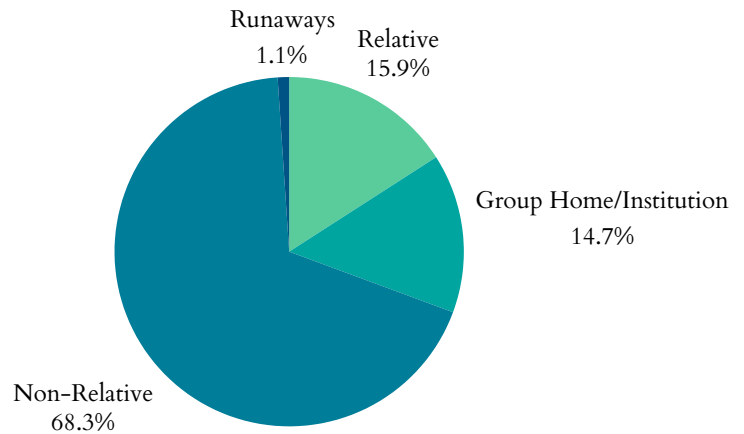
4.9%

The decrease since 2020 in children transitioning from foster care to independence.

Juvenile Justice

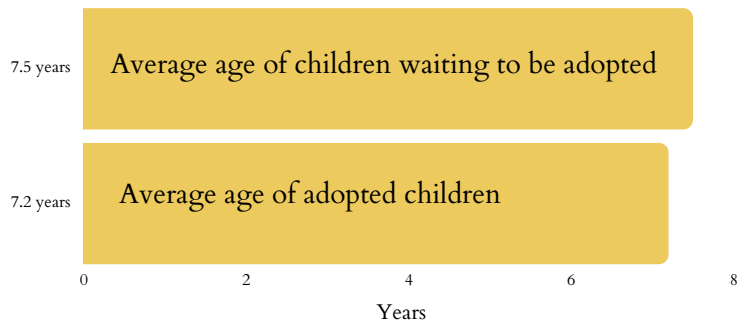
- **2,719** total arrests for children under 18 in 2019.
- **362** for Disorderly Conduct.
- **596** for Property Crimes.
- **214** for Drug Abuse Violations.
- **186** children lived in juvenile correction facilities in 2021 (decrease from **198** kids in 2019; **6.1%** decline).

Where are Children in Foster Care Staying? 2021



- In 2021, **58** children exited foster care due to age (**4.9%** decrease from 2020).
- **1,726** children were living with non-relatives; **1,176** stayed with a relative.
- **239** children were staying in group homes or institutions; **20** children classified as runaways.
- **7%** of households had a grandparent living with a grandchild.

Adoption, 2020



6.1%

The decline since 2019 of children living in juvenile correction facilities.

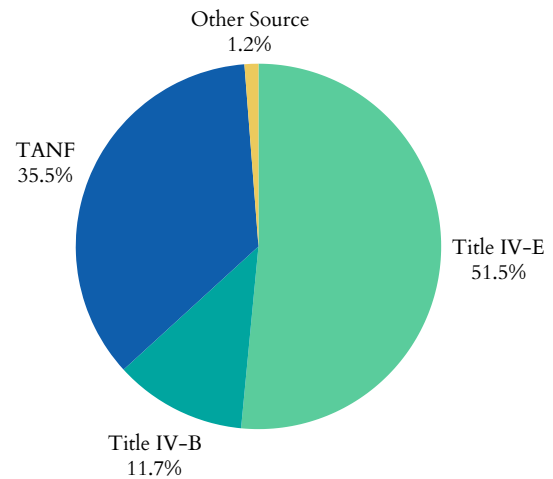


Mississippi's Children

Funding for Child Welfare Services

- Mississippi spent **\$107,994,159.73** on child welfare services in 2020.
 - Child welfare services = direct and administrative services
- \$84,391,506.92** = from the federal government
- \$23,308,666.69** = from state and local funds.

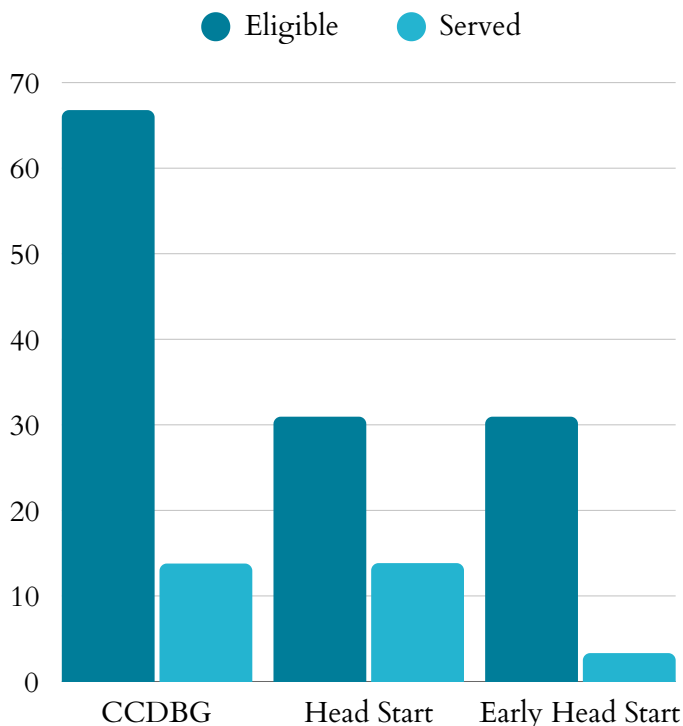
Federal Funding Sources, 2020



The significant funding sectors of the **\$84,391,506.92** in federal funding received in Mississippi in 2020:

- \$20,747,634** as part of the Title IV-E Total Foster Care Program.
- \$20,953,435** as part of the Title IV-E Adoption Assistance Program.
- Mississippi's sum of expenditures for Social Service Block Grants in 2021 was **\$8,009,657**

Child Care & Early Learning



- 45%** of Head Start eligible children are enrolled
- 11%** of Early Head Start eligible children are enrolled
- 21%** of Child Care & Development Block Grant eligible children 5 and under are served

- \$8,186** annual cost of center-based infant care
- \$6,724** annual cost of home-based infant care

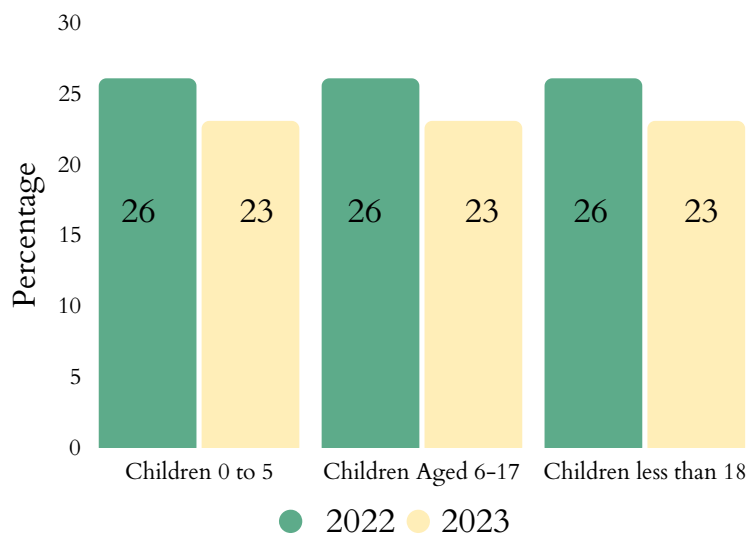


Mississippi's Children

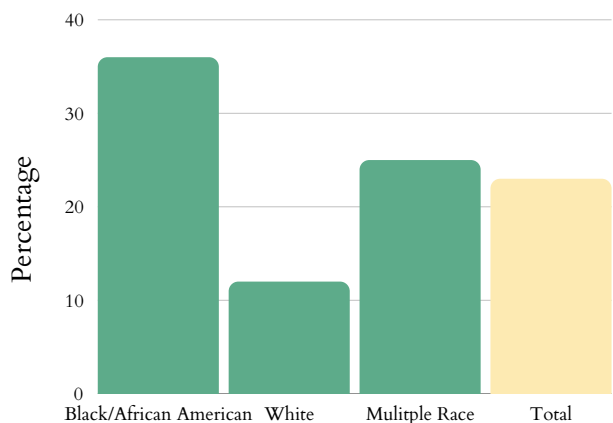
Child Poverty

Child Poverty Over Time

- 217,000 children lived with parents who lacked secure employment in 2022 (32% of all children).
- 29% of children lived in households with a high housing cost burden.
- Average number of TANF recipients fell from 2,880 in 2021 to 2,511 in 2022 (12.8% decrease).



Child Poverty by Race or Ethnicity, 2023



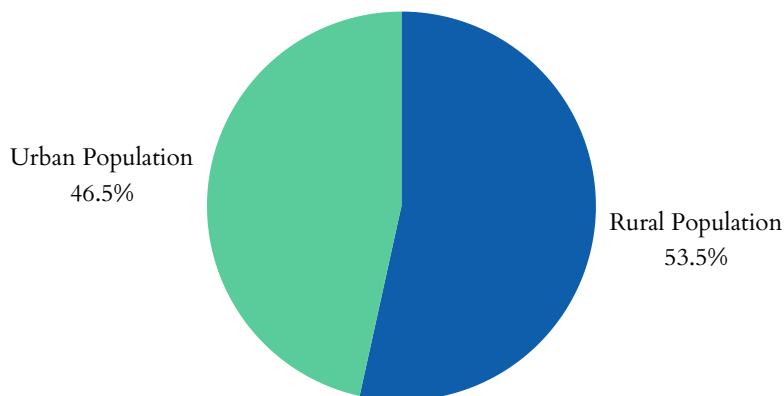
Note: Data unavailable for other races.

- The state spent \$37,585,920 on WIC in 2023, serving 64,689 people: a 3.68% decrease in total participants and 107% increase in spending since 2022.
- 553,610 people were food insecure in 2021, including 159,370 children.
- 47.7% of households receiving SNAP benefits in 2021 had children.

HOUSING

- 1,930 children, from birth to three-years-old, are experiencing homelessness (1.39%)
- 39.8% of households receiving the Low Income Housing Tax Credit report having at least one member under 18
- 25% of children lived in households with a high housing cost burden.
- 16,674 total Mississippi residents living in public housing

Total Urban vs. Rural Population of Mississippi, 2020

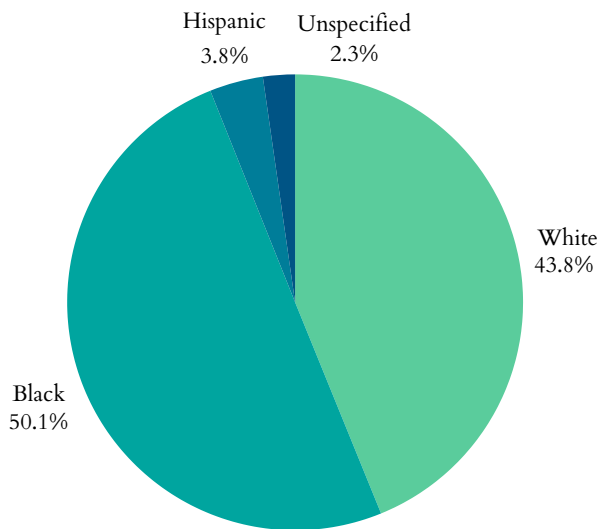


Mississippi's Children

Health

- **4,290** low birth-weight babies (<5.5lbs) born in 2023 (12.5% of births).
- **5,257** preterm births (<37wks) in 2021 (15% of births).
 - 12.9% of all White babies
 - 18% of all Black babies
- **2,596** births to mothers aged 15-19 in 2023 -- a rate of 25 in every 1,000 teen girls.
- **305** infants aged <1yr died in 2023; a rate of 9 per 1,000.

Percentage of All Preterm Births by Race or Ethnicity, 2021



Medicaid Expansion

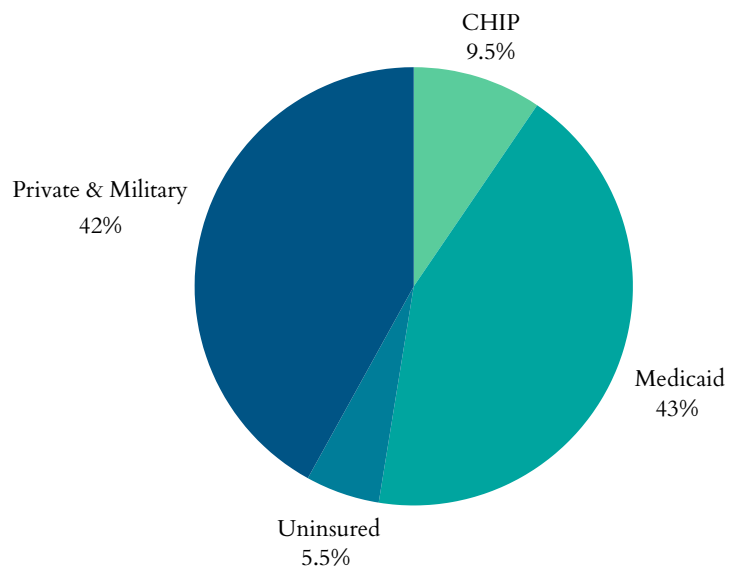
Mississippi has not adopted a Medicaid expansion policy.

Maternal Mortality

- **70** Mississippi women died while pregnant, or within 42 days post pregnancy from any cause relating to or aggravated by said pregnancy, excluding accidents and incidents
- Mississippi reported **39** maternal deaths per every 100,000 live births

- **39,000** children had no health insurance in 2022 (15.3% decrease from 2021).
- **355,000** children were enrolled in Medicaid in 2022 (1.9% decrease from 2021).
- **80,058** children in Mississippi were in the state Children Health Insurance Program (CHIP) in 2021 (5.2% decrease from 2020).

Health Insurance Coverage for Children, 2021

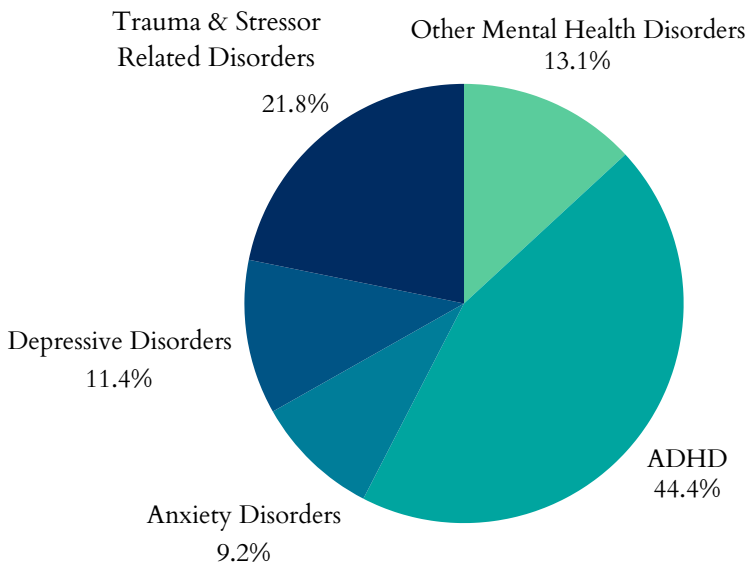


Mississippi's Children

Zero to Three

- **48.3%** of babies live above low-income
- **22.3%** of babies live at low income
- **29.4%** of babies live in poverty
- **12.9%** of babies live in deep poverty
- **72.4%** of new parents have at least one parent working full time

Top 5 Mental Health Diagnoses Among Children, 2022



Plans for Safe Care

- In 2023, Mississippi did not report the number of infants screened in with prenatal substance exposure.
- Mississippi did not report any plans of safe care for screened-in infants.

Mississippi has submitted a Family First plan to be approved by the administration.

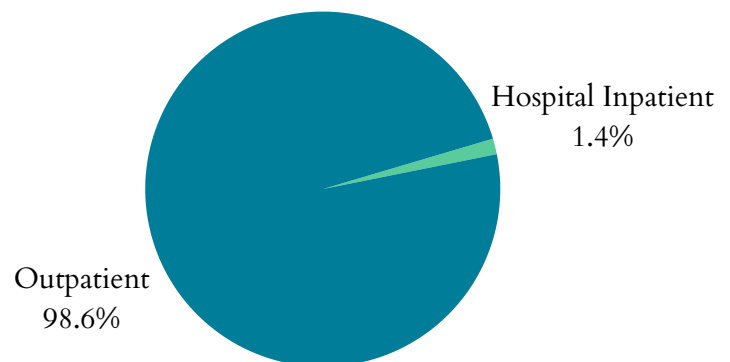
Teens & Youth

- **15,000** youth (16-19yrs) were not in school nor working in 2023 (8%)
- **114** children <19yrs were killed by a firearm in Mississippi in 2020.

Mental Health

- **36,441** children received mental health treatment in Mississippi in 2022 (**2.0%**)
- In 2022, there were **9.0** suicide deaths per 100,000 adolescents aged 15-19 in Mississippi.

Treatment Type for Youth with Substance Use Disorder, 2023



Substance Use

- From 2015 to 2019, an average of **18,165** children in Mississippi (**1.9%** of the state's child population) lived with parents having a substance use disorder.
- On March 31st, 2023, **350** clients 18 and under were in treatment for SUD.

