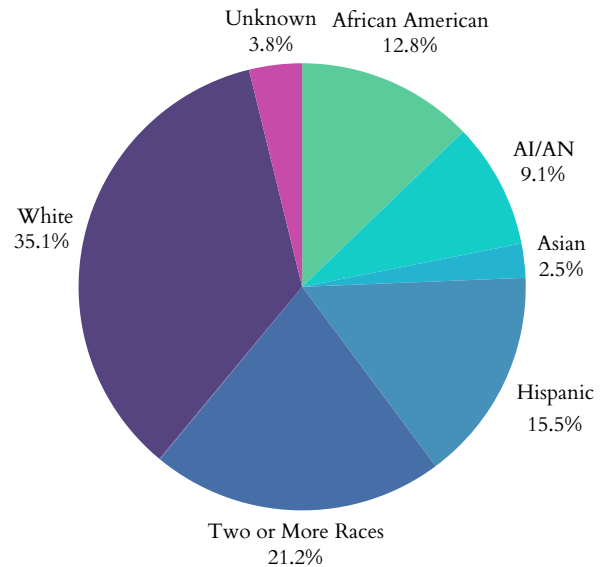


Minnesota's Children

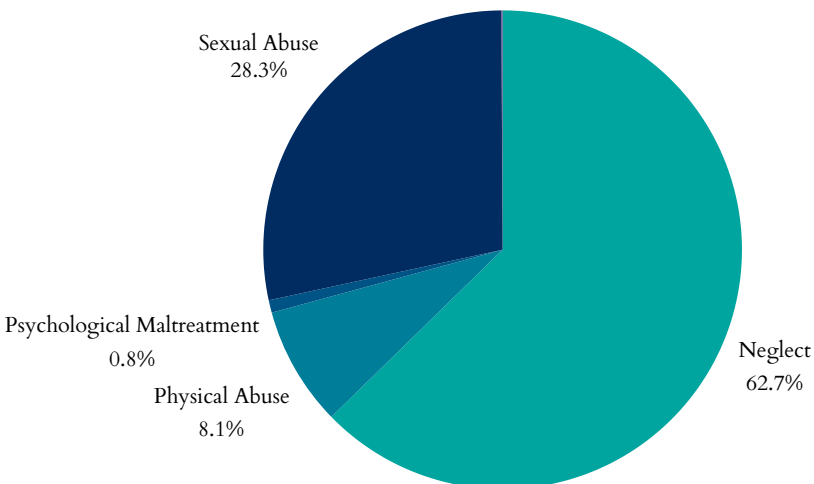
Child Maltreatment

- In 2023, Minnesota had **82,131** total referrals for child abuse and neglect. Of those, **24,823** were screened in for response by CPS.
- **4,988** child victims of abuse or neglect, at a rate of **3.8** children per 1,000 (**26.4%** decrease since 2019).
- Of the **4,988** children, **4,721** were first-time victims.
- Largest age group of victims **<1 years**, representing **666** of the **4,988** cases.

Child Victims by Race or Ethnicity, 2023



Types of Maltreatment Victims, 2023



Perpetrators of child maltreatment (2023):

- **87.7%** = parents of the child.
- **12.3%** = non-parents or unknown relationship.

Child victims (2023):

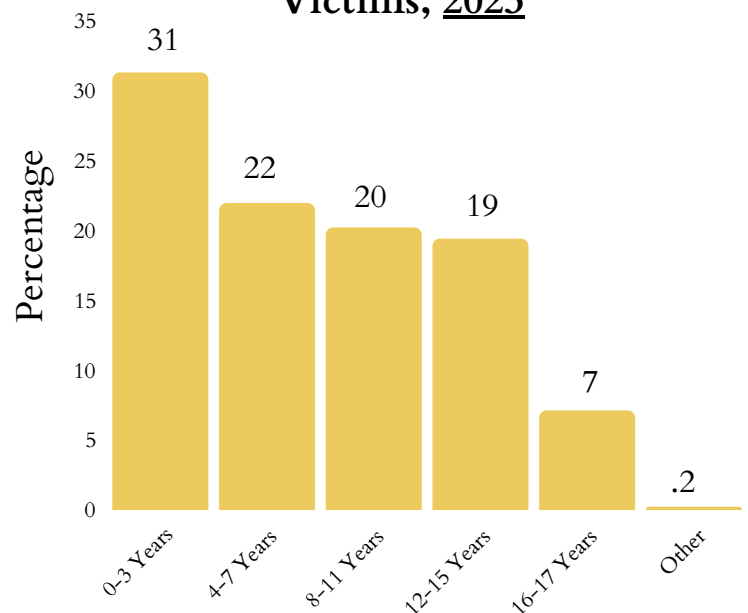
- **53.6%** = female; **46.4%** = male.

- Child fatalities increased from **25** fatalities in 2022 to **32** in 2023.
- Minnesota reported **4** total child victims of sex trafficking.
- Post-response services given to **3,073** victims and **7,638** non-victims.

Workforce

There are **8,280** children, family, and school social workers in Minnesota with a mean wage of **\$32.94** (compared to Minnesota's minimum wage: **\$11.13**)

Age Distribution of Maltreatment Victims, 2023



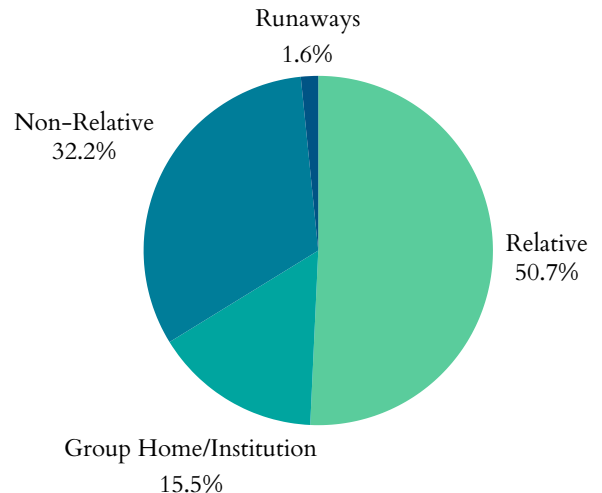
Published March 2025

Minnesota's Children

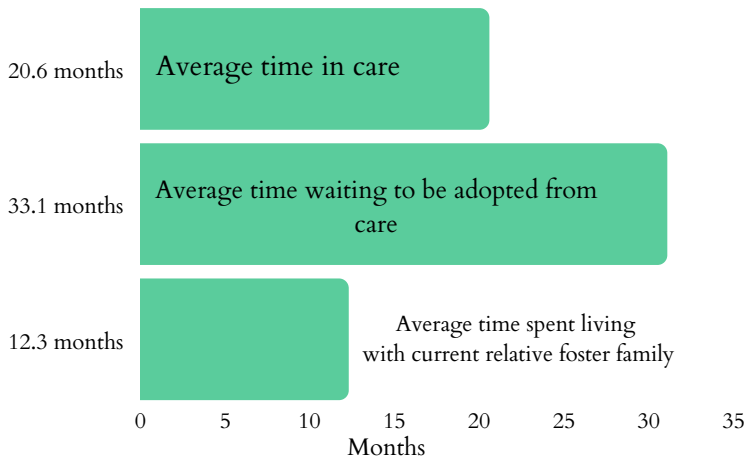
Foster Care and Adoptions

- **10,923** total children were served by the foster care system in FY 2022.
- **6,133** in care as of 09/30/2022.
- During 2022, **4,213** children entered care and **4,790** exited.
- **1,103** children were adopted; **1,633** were waiting to be adopted.
- **10.7%** decrease in the number of children in care between 2021-2022. Adoptions from the system also increased by **10.2%** from 2021.

Where are Children in Foster Care Staying? 2021



Duration in Care, 2021




- In 2021, **365** children exited foster care due to age (**10.1%** decrease from 2020).
- **1,729** children were living with non-relatives; **2,726** stayed with a relative.
- **832** children were staying in group homes or institutions; **86** children classified as runaways.
- **3%** of households had a grandparent living with a grandchild.

10.1% The increase since 2020 in children transitioning from foster care to independence.

Juvenile Justice

- **18,594** total arrests for children under 18 in 2019.
- **1,933** for Disorderly Conduct.
- **3,968** for Property Crimes.
- **1,412** for Drug Abuse Violations.
- **378** children lived in juvenile correction facilities in 2021 (decrease from **948** kids in 2019; **60.1%** decline).

Adoption, 2020



60.1% The decline since 2019 of children living in juvenile correction facilities.

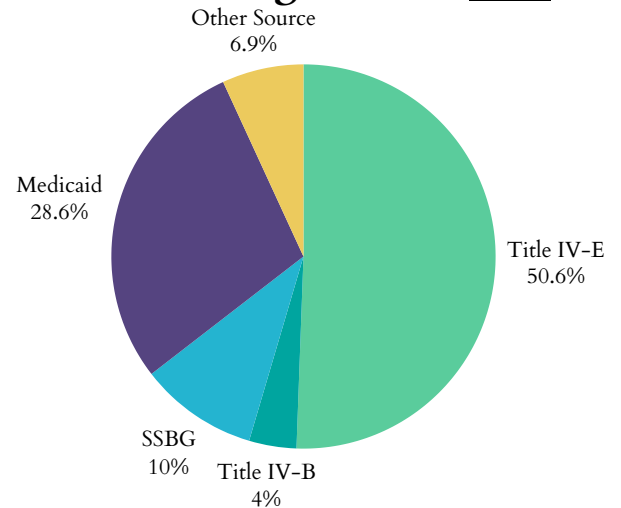


Minnesota's Children

Funding for Child Welfare Services

- Minnesota spent **\$755,822,053.00** on child welfare services in 2020.
 - Child welfare services = direct and administrative services
- **\$132,978,431.00** = from the federal government
- **\$53,460,458.97** = from state and local funds.

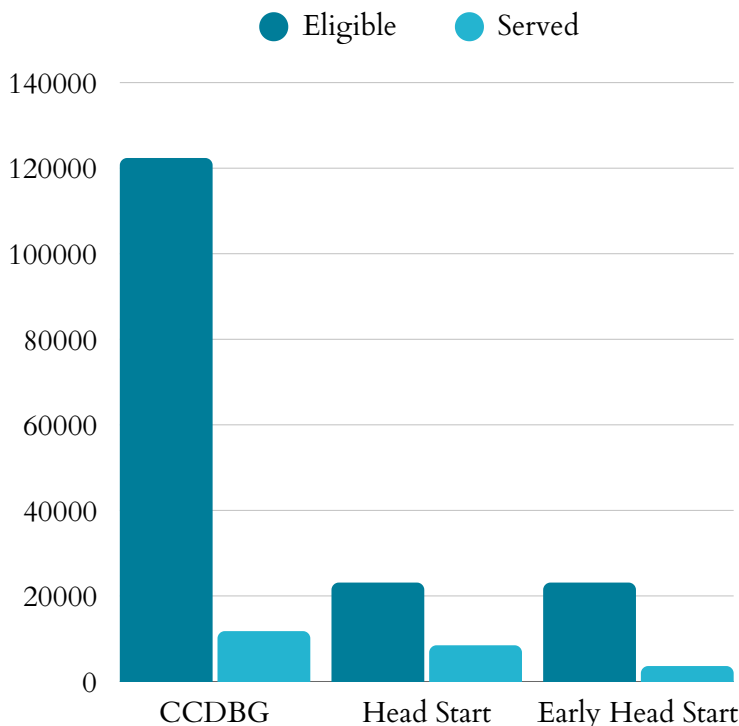
Federal Funding Sources, 2021



The significant funding sectors of the **\$132,978,431.00** in federal funding received in Minnesota in 2020:

- **\$53,601,883.00** as part of the Title IV-E Total Foster Care Program.
- **\$46,865,939.00** as part of the Title IV-E Adoption Assistance Program.
- Minnesota sum of expenditures for Social Service Block Grants in 2022 was **\$32,236,014**

Child Care & Early Learning



- **37%** of Head Start eligible children are enrolled
- **16%** of Early Head Start eligible children are enrolled
- **10%** of Child Care & Development Block Grant eligible children 5 and under are served

- **\$20,129** annual cost of center-based infant care
- **\$9,765** annual cost of home-based infant care

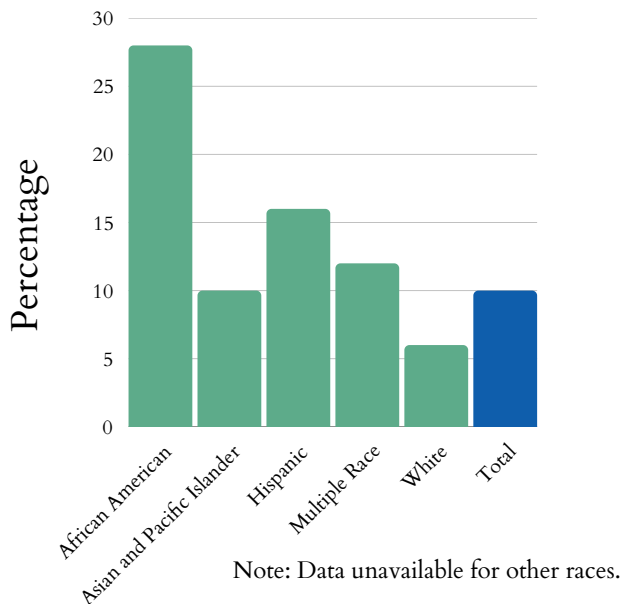


Minnesota's Children

Child Poverty

- 250,000 children lived with parents who lacked secure employment in 2023 (19% of all children).
- Average number of TANF recipients decreased from 46,151 in 2021 to 33,823 in 2022 (26.7% decrease).

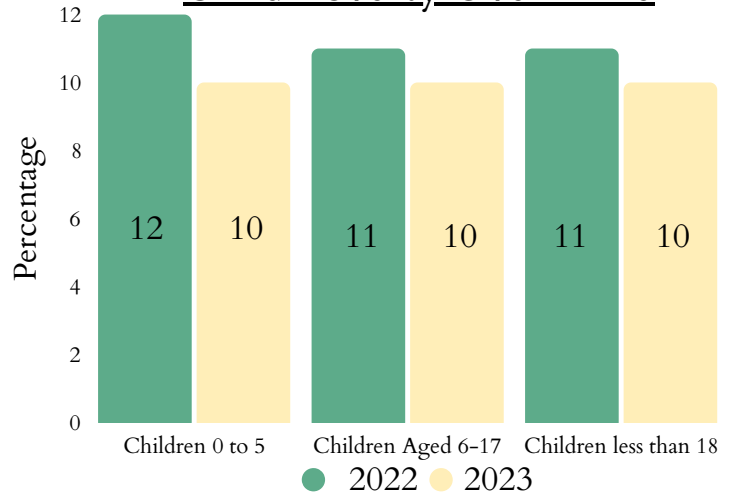
Child Poverty by Race or Ethnicity, 2023



HOUSING

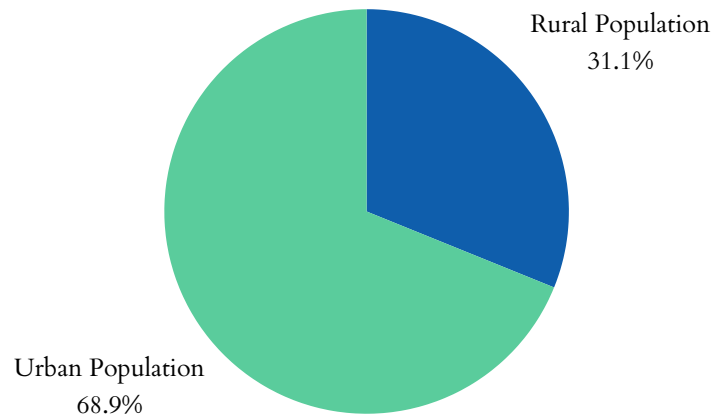
- 4,277 children, from birth to three-years-old, are experiencing homelessness (1.63%)
- 35.4% of households receiving the Low Income Housing Tax Credit report having at least one member under 18
- 23% of children lived in households with a high housing cost burden.
- 21,075 total Minnesota residents living in public housing

Child Poverty Over Time



- The state spent \$69,174,598 on WIC in 2023, serving 106,144 people: a 6.4% increase in total participants and a 21.5% increase in spending since 2022.
- 550,220 people were food insecure between 2021 and 2023, including 152,334 of children.
- 38.5% of households receiving SNAP benefits in 2021 had children.

Total Urban vs. Rural Population of Minnesota, 2020

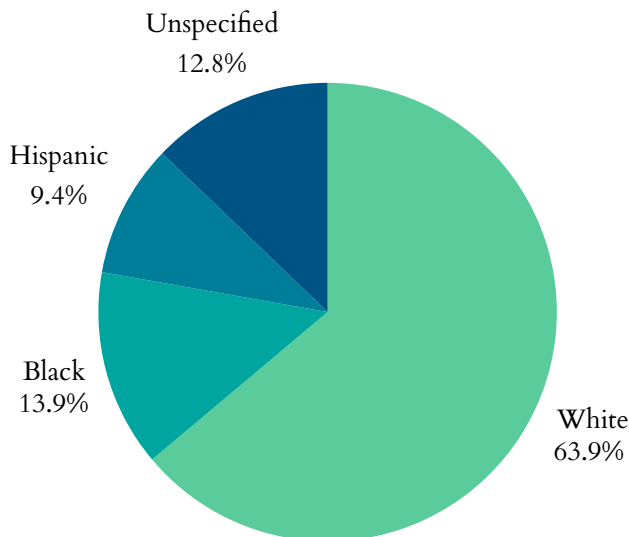


Minnesota's Children

Health

- **4,439** low birth-weight babies (<5.5lbs) born in 2023 (7.2%% of births).
- **6,195** preterm births (<37wks) in 2021 (9.6%).
 - 9.1%% of all White babies
 - 11.2% of all Black babies
- **1,465** births to mothers aged 15–19 in 2023 -- a rate of 8 in every 1,000 teen girls.
- **294** infants aged <1yr died in 2023 -- a rate of 5 per 1,000.

Percentage of All Preterm Births by Race or Ethnicity, 2021



Medicaid Expansion

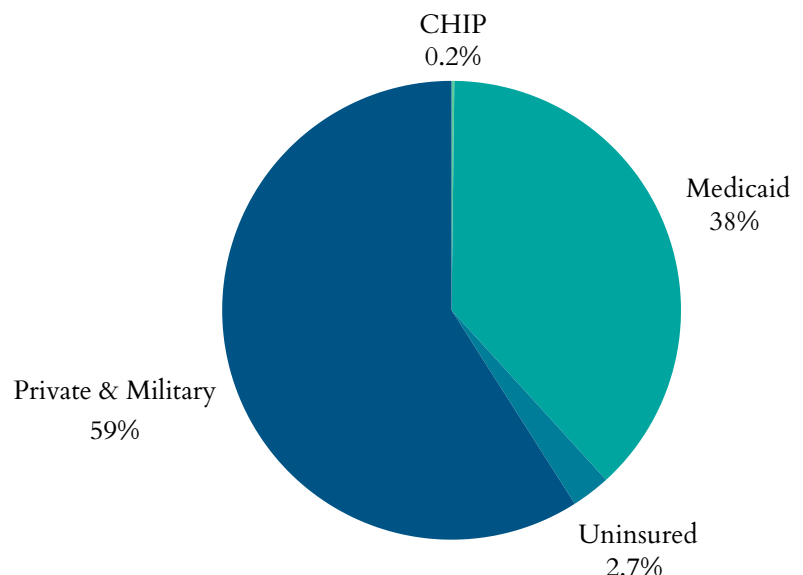
Minnesota is a Medicaid expansion state, implemented on 1/1/2014.

Maternal Mortality

- **40** Minnesota women died while pregnant, or within 42 days post pregnancy from any cause relating to or aggravated by said pregnancy, excluding accidents and incidents
- For every 100,000 live births in Minnesota, there are 12 maternal deaths

- **46,000** children had no health insurance in 2023.
- **640,118** children were enrolled in Medicaid in 2021 (2.1% increase from 2020).
- **3,268** children in Minnesota were in the state Children Health Insurance Program (CHIP) in 2021 (2.8% decrease from 2020).

Health Insurance Coverage for Children, 2021

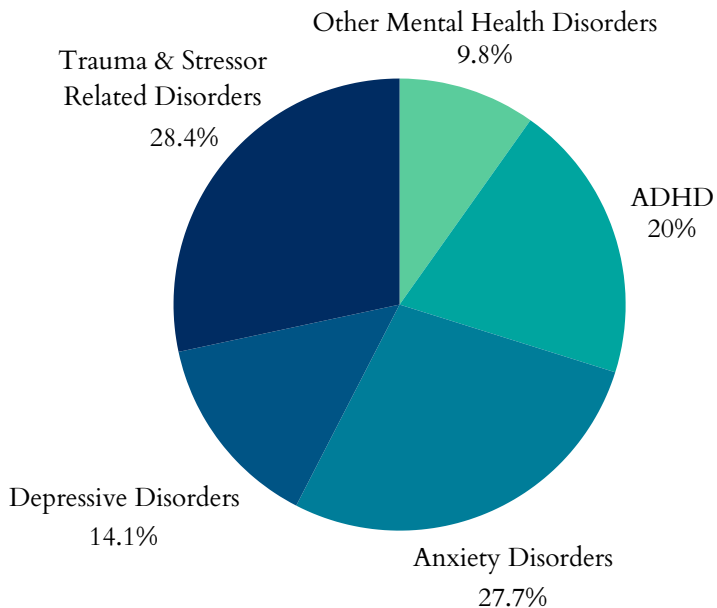


Minnesota's Children

Zero to Three

- 72.9% of babies live above low-income
- 15.5% of babies live at low income
- 11.6% of babies live in poverty
- 4.2% of babies live in deep poverty
- 84.3% of new parents have at least one parent working full time

Top 5 Mental Health Diagnoses Among Children, 2022



Plans for Safe Care

- In 2023, Minnesota reported 1,183 infants screened in with prenatal substance exposure.
- Minnesota reported 998 plans of safe care for screened-in infants.

Minnesota has a Family First plan approved by the administration.

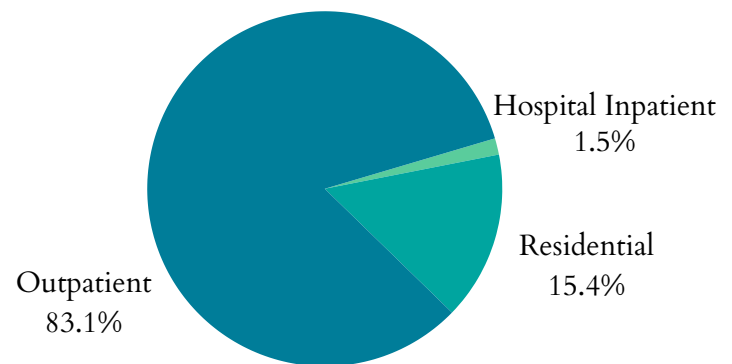
Teens & Youth

- 13,000 youth (16-19yrs) were not in school nor working in 2022 (4%)
- 38 children <19yrs were killed by a firearm in Minnesota in 2022.

Mental Health

- 91,425 children received mental health treatment in Minnesota in 2022 (4.9%)
- In 2022, there were 11.2 deaths by suicide per 100,000 adolescents aged 15-19 in Minnesota.

Treatment Type for Youth with Substance Use Disorder, 2023



Substance Use

- From 2015 to 2019, an average of 41,195 children in Minnesota (2.0%% of the state's child population) lived with parents having a substance use disorder.
- On March 31st, 2023, 670 clients 18 and under were in treatment for SUD.

