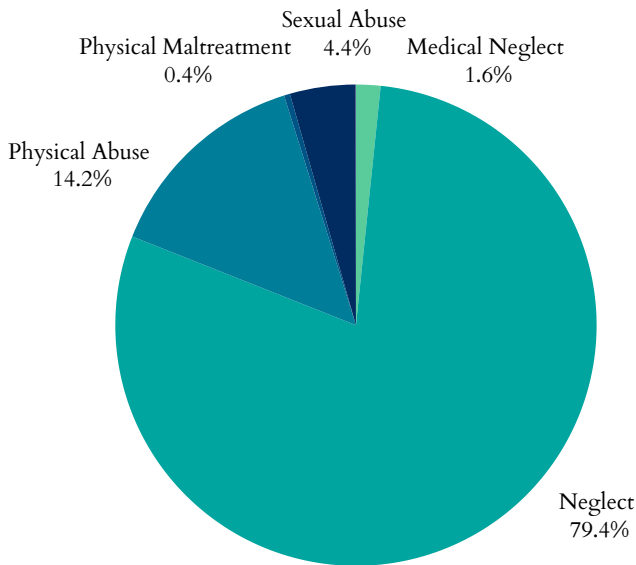


# Michigan's Children

## Child Maltreatment

- In 2023, Michigan had **178,315** total referrals for child abuse and neglect. Of those, 67,331 were screened in for response by CPS.
- **22,728** were child victims of abuse or neglect, at a rate of 10.8 children per 1,000 (31.2% decrease since 2019).
- Of the 22,728 children, **14,435** were first-time victims.
- Largest age group of victims = **<1 years**, representing 22,728 of the 762 cases.

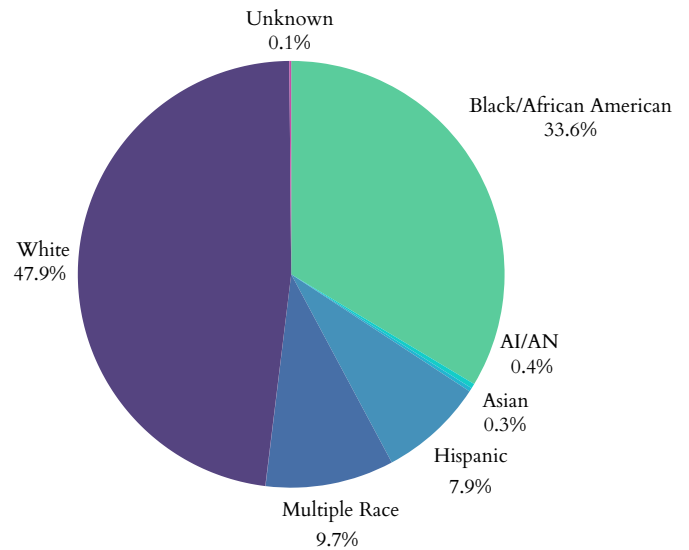
## Types of Maltreatment Victims, 2023



## Workforce

There are **14,480** child, family, and school social workers in Michigan with a median wage of **\$27.29** (compared to Michigan's minimum wage: **\$10.33**)

## Child Victims by Race or Ethnicity, 2023



## Perpetrators of child maltreatment (2023):

- **74%** = parents of the child.
- **26%** = non-parents or unknown relationship.

## Child victims (2023):

- **49%** = female; **51%** = male.

- Child fatalities decreased from **61** in 2022 to **43** in 2023.
- Michigan reported 5 total child victim of sex trafficking.
- Post-response services given to **9,042** victims and **17,815** non-victims.

## Age Distribution of Maltreatment Victims, 2023



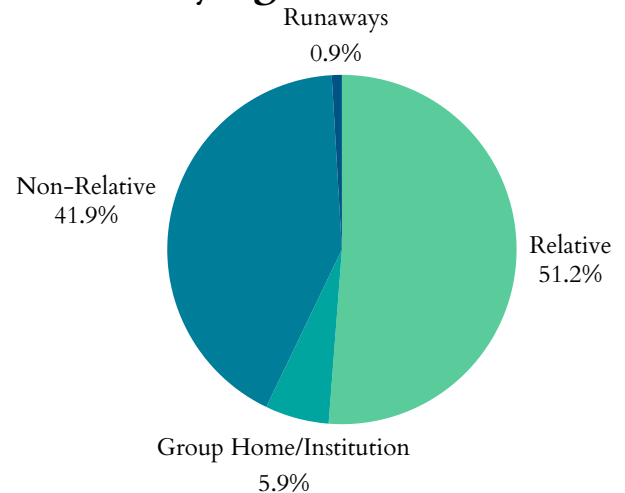
Published March 2025

# Michigan's Children

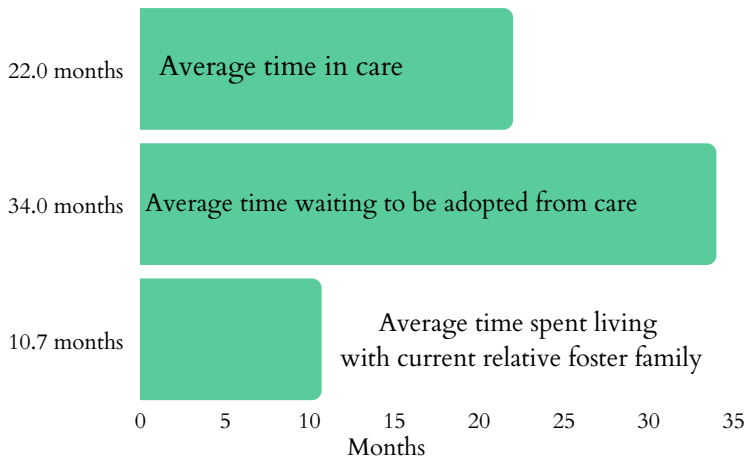
## Foster Care and Adoptions

- **13,182** total children were served by the foster care system in FY 2022.
- **8,940** in care as of 09/30/2022.
- During 2022, **3,625** children entered care and **4,242** exited.
- **1,654** children were adopted; **3,167** were waiting to be adopted.
- **6.2%** decrease in the number of children in care between 2021-2022. Adoptions from the system also decreased by 2% from 2021.

### Where are Children in Foster Care Staying? 2021



### Duration in Care, 2021



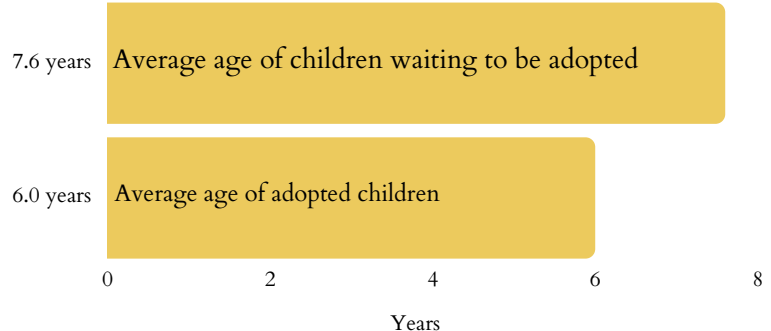
- In 2021, **643** children exited foster care due to age (15.7% increase from 2020).
- **3,548** children were living with non-relatives; **4,333** stayed with a relative.
- **500** children were staying in group homes or institutions; **79** children classified as runaways.
- **4%** of households had a grandparent living with a grandchild.

**15.7%** The increase since 2020 in children transitioning from foster care to independence.

### Juvenile Justice

- **11,172** total arrests for children under 18 in 2019.
- **408** for Disorderly Conduct.
- **2,646** for Property Crimes.
- **403** for Drug Abuse Violations.
- **723** children lived in juvenile correction facilities in 2021 (decrease from 1,353 kids in 2019; 46.6% decline).

### Adoption, 2020



**46.6%** The decline since 2019 of children living in juvenile correction facilities.

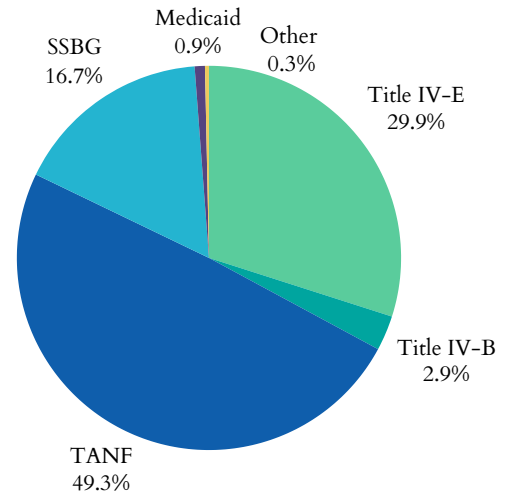


# Michigan's Children

## Funding for Child Welfare Services

- Michigan spent **\$1,030,507,271.00** on child welfare services in 2020
  - Child welfare services = direct and administrative services
- \$743,039,988.50** = from the federal government
- \$282,267,516.00** = from state and local funds.

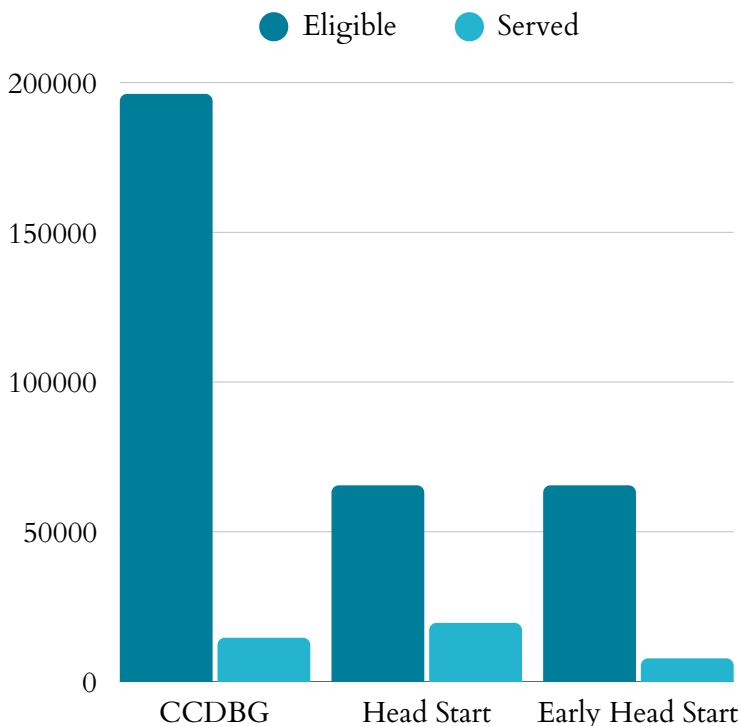
## Federal Funding Sources, 2020



The significant funding sectors of the **\$1,030,507,271.00** in federal funding received in Michigan in 2020:

- \$104,115,985.00** as part of the Title IV-E Total Foster Care Program.
- \$107,302,726.00** as part of the Title IV-E Adoption Assistance Program.
- Michigan's sum of expenditures for Social Service Block Grants in 2022 was **\$125,747,457**

## Child Care & Early Learning



- 30%** of Head Start eligible children are enrolled
- 12%** of Early Head Start eligible children are enrolled
- 7%** of Child Care & Development Block Grant eligible children 5 and under are served

- \$12,667** annual cost of center-based infant care
- \$9,044** annual cost of home-based infant care

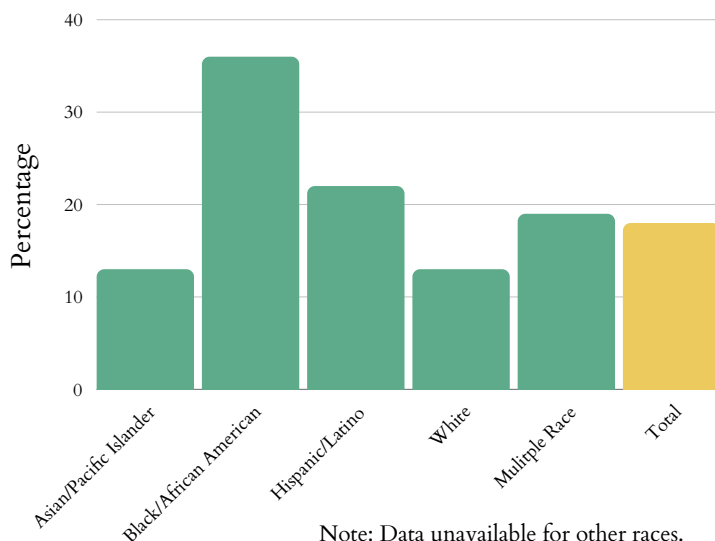


# Michigan's Children

## Child Poverty

- **552,000** children lived with parents who lacked secure employment in 2023 (26% of all children).
- Average number of TANF recipients rose from **22,034** in 2022 to **23,110** in 2023 (5% increase).

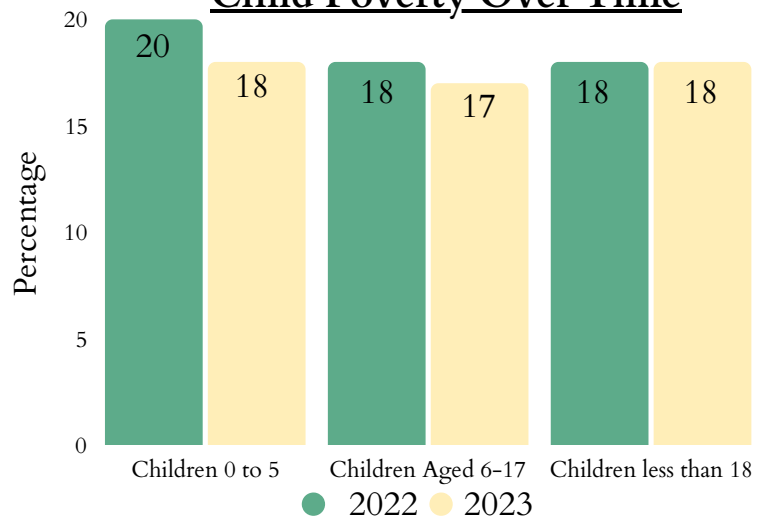
### Child Poverty by Race or Ethnicity, 2023



## HOUSING

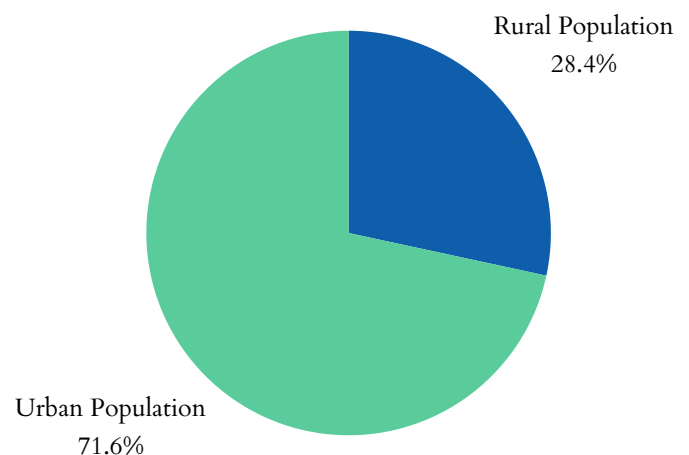
- **7,595** children, from birth to three-years-old, are experiencing homelessness (1.79%)
- **25.6%** of households receiving the Low Income Housing Tax Credit report having at least one member under 18
- **25%** of children lived in households with a high housing cost burden.
- **27,039** total Michigan residents living in public housing

### Child Poverty Over Time



- The state spent **\$64,193,369** on WIC in 2023, serving **205,875** people: an 3% increase in total participants and 5% increase in spending since 2022.
- **1,423,000** people were food insecure between 2021 and 2023, including 378,040 children.
- **33.8%** of households receiving SNAP benefits in 2021 had children.

### Total Urban vs. Rural Population of Michigan, 2020

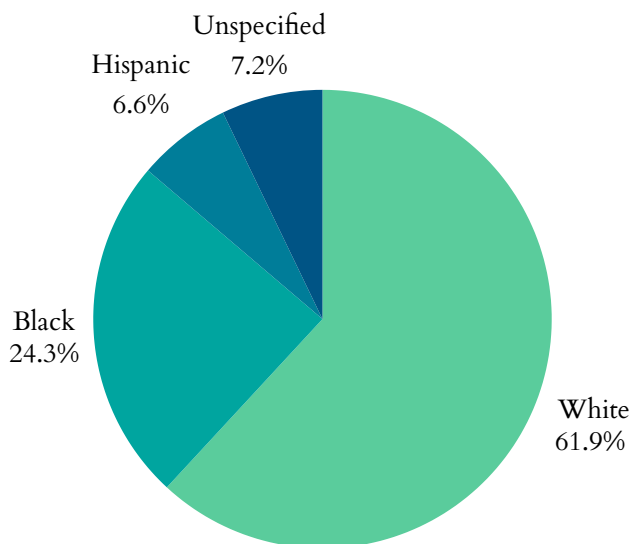


# Michigan's Children

## Health

- **8,827** low birth-weight babies (<5.5lbs) born in 2023 (8.9% of births).
- **10,664** preterm births (<37wks) in 2022 (10.43% of births).
  - 9.39% of all White babies
  - 15.07% of all Black babies
- **3,418** births to mothers aged 15-19 in 2023 -- a rate of 11 in every 1,000 teen girls.
- **603** infants aged <1yr died in 2023; a rate of 6.1 per 1,000.

### Percentage of All Preterm Births by Race or Ethnicity, 2022



## Medicaid Expansion

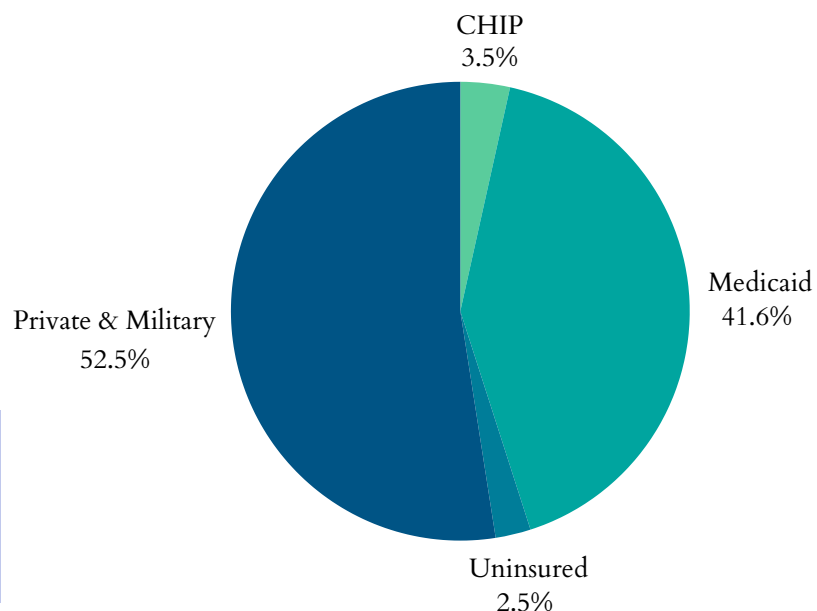
Michigan became a Medicaid expansion state on 4/1/2014.

## Maternal Mortality

- **101** Michigan women died while pregnant, or within 42 days post pregnancy from any cause relating to or aggravated by said pregnancy, excluding accidents and incidents
- For every 100,000 live births in Michigan, there is are **19** maternal deaths

- **66,000** children had no health insurance in 2023 (10% increase from 2022).
- **875,000** children were enrolled in Medicaid in 2023 (2% decrease from 2022).
- **96,739** children in Michigan were in the state Children Health Insurance Program (CHIP) in 2021 (40% increase from 2020).

### Health Insurance Coverage for Children, 2021

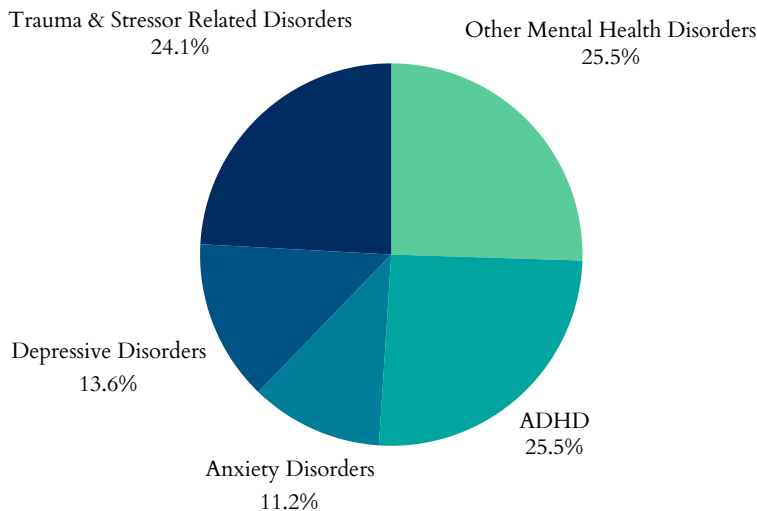


# Michigan's Children

## Zero to Three

- 58.6% of babies live above low-income
- 20.6% of babies live at low income
- 20.8% of babies live in poverty
- 11.4% of babies live in deep poverty
- 71.7% of new parents have at least one parent working full time

### Top 5 Mental Health Diagnoses Among Children, 2022



## Plans for Safe Care

- In 2023, Michigan reported 6,048 infants screened in with prenatal substance exposure.
- Michigan reported 5,874 plans of safe care for screened-in infants.

Michigan does have a Family First plan approved by the administration.

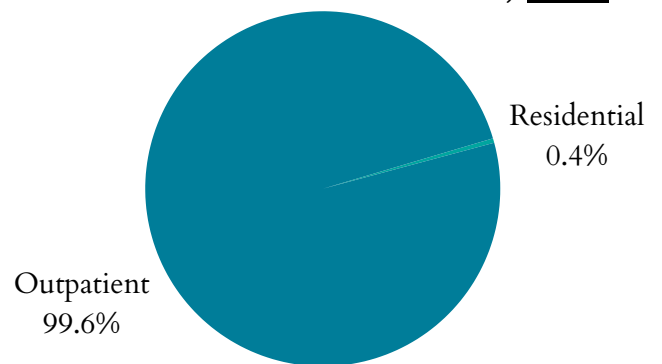
## Teens & Youth

- 34,000 youth (16-19yrs) were not in school nor working in 2023 (7%)
- 117 children <19yrs were killed by a firearm in Michigan in 2020.

## Mental Health

- 70,735 children received mental health treatment in Michigan in 2022 (3.8%)
- In 2022 there were 10.5 deaths from suicide per 100,000 adolescents aged 15-19 in Michigan.

### Treatment Type for Youth with Substance Use Disorder, 2023



## Substance Use

- From 2015 to 2019, an average of 70,473 children in Michigan (2.3% of the state's child population) lived with parents having a substance use disorder.
- On March 31st, 2023, 56,926 clients 18 and under were in treatment for SUD.

