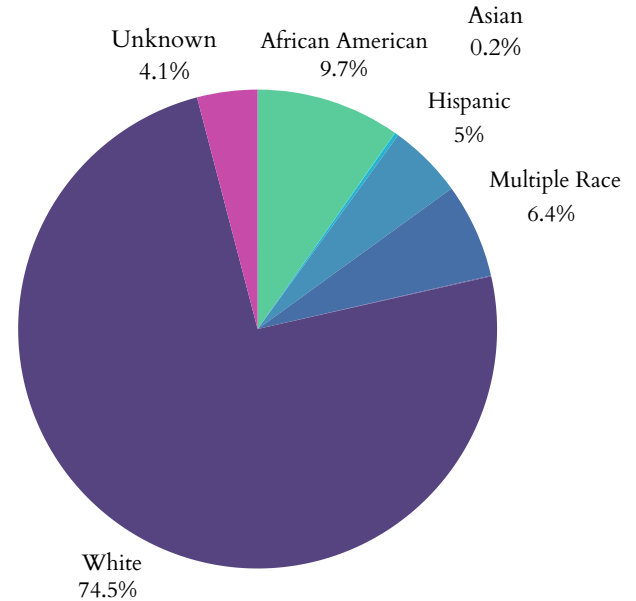


Kentucky's Children

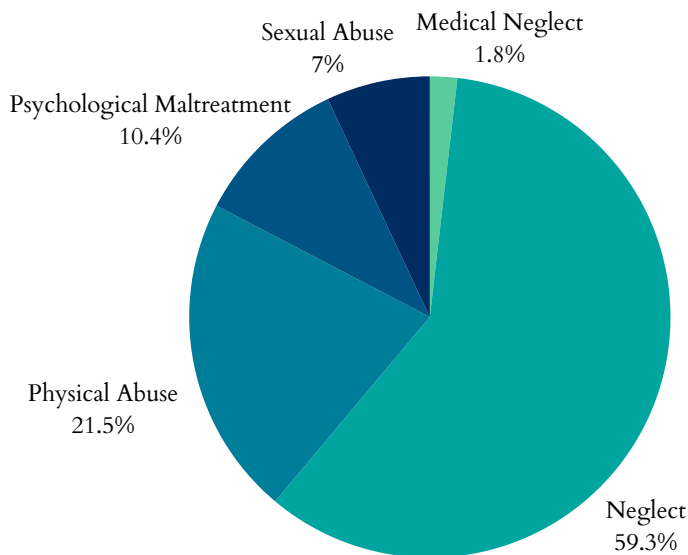
Child Maltreatment

- In 2023, Kentucky had **95,131** total referrals for child abuse and neglect. All referrals were screened in for response by CPS.
- **14,484** child victims of abuse or neglect, at a rate of **14.2** children per 1,000 (**28.0%** decrease since 2019).
- Of the **14,484** children, **9,129** were first-time victims.
- Largest age group of victims = **<1 years**, representing **1,802** of the **14,484** cases.

Child Victims by Race or Ethnicity, 2023



Types of Maltreatment Victims, 2023



Perpetrators of child maltreatment (2023):

- **58.7%** = parents of the child.
- **40.3%** = non-parents or unknown relationship.

Child victims (2023):

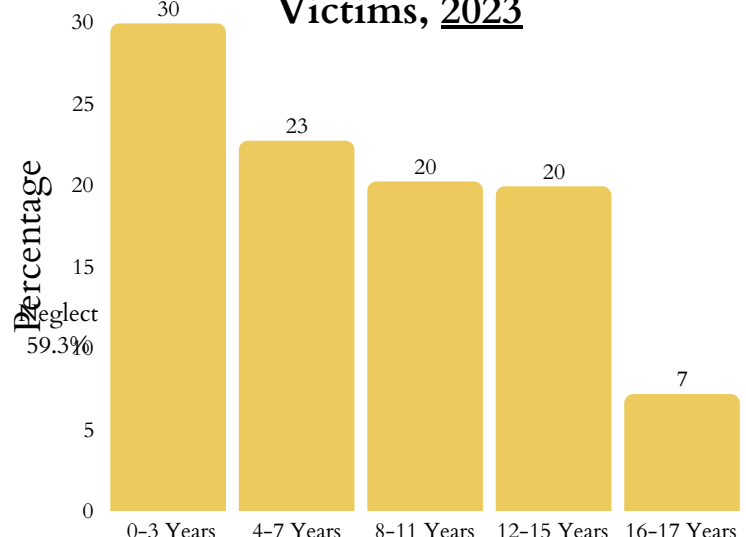
- **50.1%** = female; **49.3%** = male.

- Child fatalities decreased from **12** in 2022 to **5** in 2023.
- Kentucky reported **10** total child victims of sex trafficking.
- Post-response services given to **11,309** victims and **862** non-victims.

Workforce

There are **7,140** children, family, and school social workers in Kentucky with a mean wage of **\$22.30** (compared to Kentucky's minimum wage: **\$7.25**)

Age Distribution of Maltreatment Victims, 2023



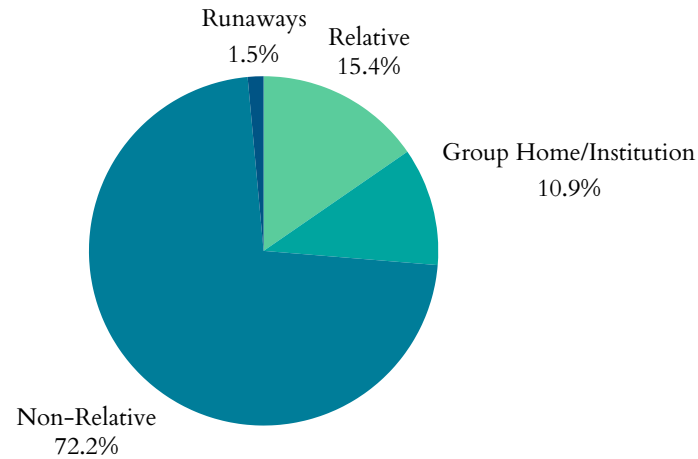
Published March 2025

Kentucky's Children

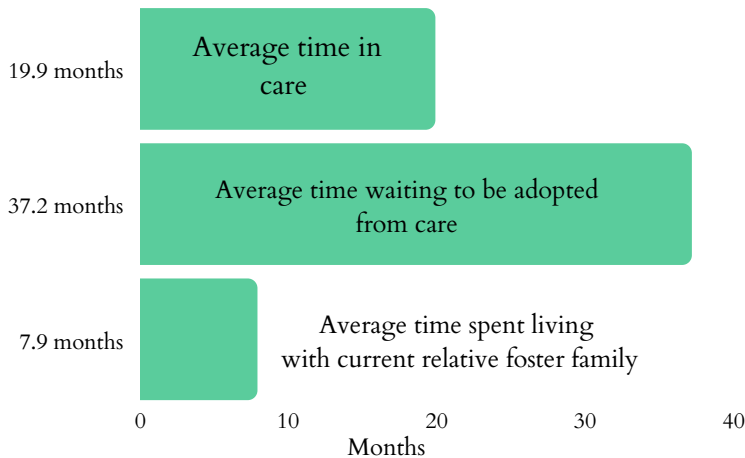
Foster Care and Adoptions

- **13,227** total children were served by the foster care system in FY 2022.
- **7,905** in care as of 09/30/2022.
- During 2022, **4,963** children entered care and **5,322** exited.
- **1,339** children were adopted; **3,038** were waiting to be adopted.
- **5.9%** decrease in the number of children in care between 2021-2022. Adoptions from the system increased by **10.5%** from 2021.

Where are Children in Foster Care Staying? 2021



Duration in Care, 2021



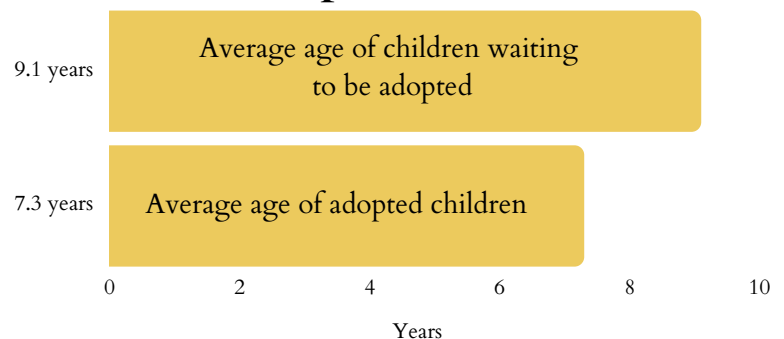
- In 2021, **580** children exited foster care due to age (**15.7%** increase from 2020).
- **5,582** children were living with non-relatives; **1,189** stayed with a relative.
- **843** children were staying in group homes or institutions; **113** children classified as runaways.
- **6%** of households had a grandparent living with a grandchild.

15.7% The increase since 2020 in children transitioning from foster care to independence.

Juvenile Justice

- **4,6798** total arrests for children under 18 in 2019.
- **164** for Disorderly Conduct.
- **1,193** for Property Crimes.
- **398** for Drug Abuse Violations.
- **297** children lived in juvenile correction facilities in 2021 (decrease from **588** kids in 2019; **2.5%** decline).

Adoption, 2020



49.5% The decline since 2019 of children living in juvenile correction facilities.

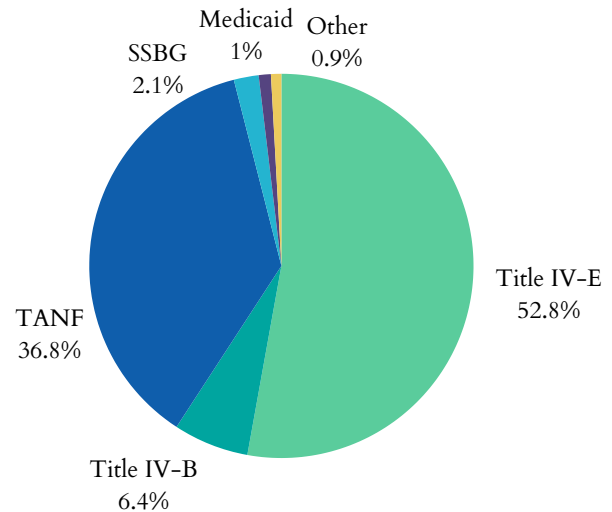


Kentucky's Children

Funding for Child Welfare Services

- Kentucky spent **\$612,056,512.22** on child welfare services in 2020.
 - Child welfare services = direct and administrative services
- **\$237,658,854.48** = from the federal government.
- **\$360,238,312.74** = from state and local funds.

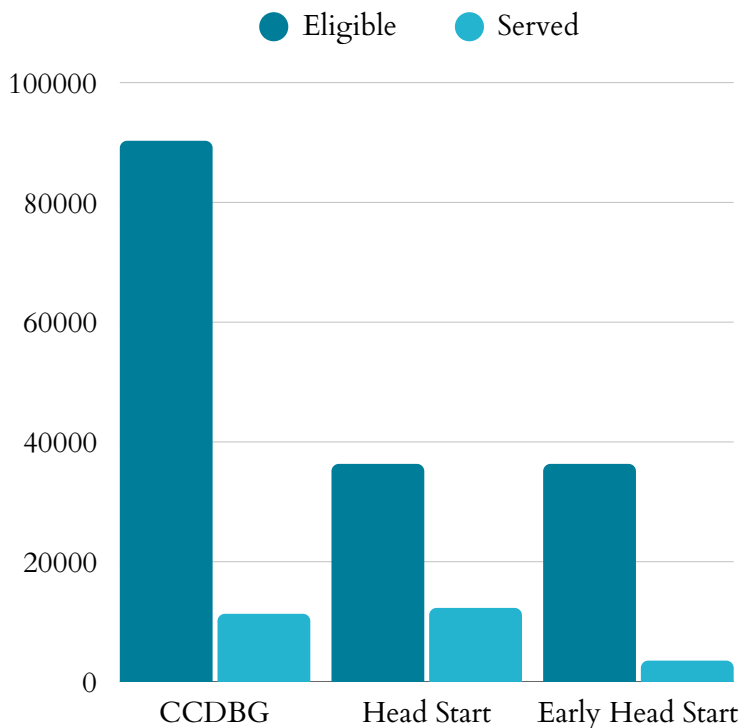
Federal Funding Sources, 2020



The significant funding sectors of the **\$237,658,854.48** in federal funding received in Kentucky in 2020:

- **\$35,290,088.00** as part of the Title IV-E Total Foster Care Program.
- **\$72,469,096.00** as part of the Title IV-E Adoption Assistance Program.
- Kentucky's sum of expenditures for Social Service Block Grants in 2022 was **\$21,601,463**

Child Care & Early Learning



- **34%** of Head Start eligible children are enrolled
- **10%** of Early Head Start eligible children are enrolled
- **13%** of Child Care & Development Block Grant eligible children 5 and under are served

- **\$9,685** annual cost of center-based infant care
- **\$7,345** annual cost of home-based infant care

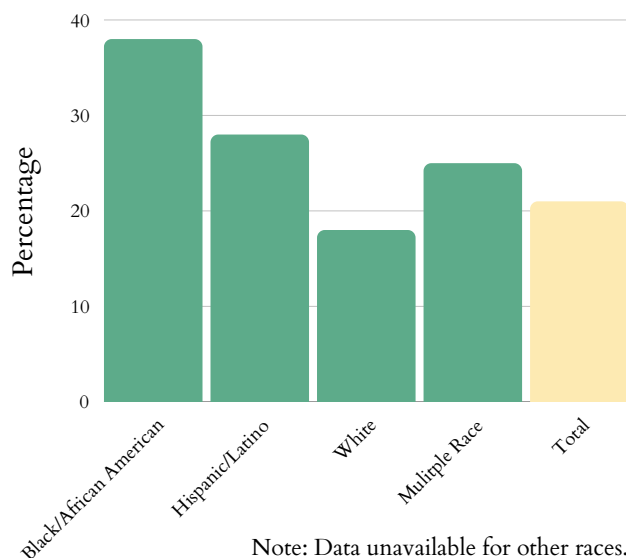


Kentucky's Children

Child Poverty

- 297,000 children lived with parents who lacked secure employment in 2023 (29% of all children).
- Average number of TANF recipients increased from 23,541 in 2022 to 24,119 in 2023 (2.4% increase).

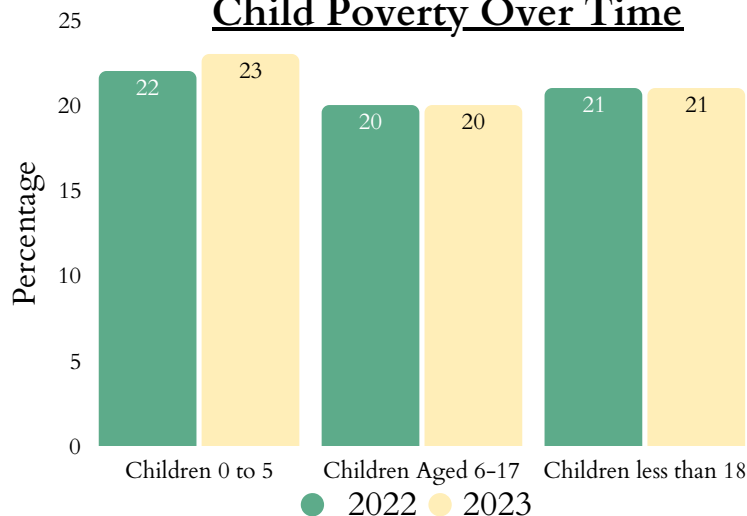
Child Poverty by Race or Ethnicity, 2023



HOUSING

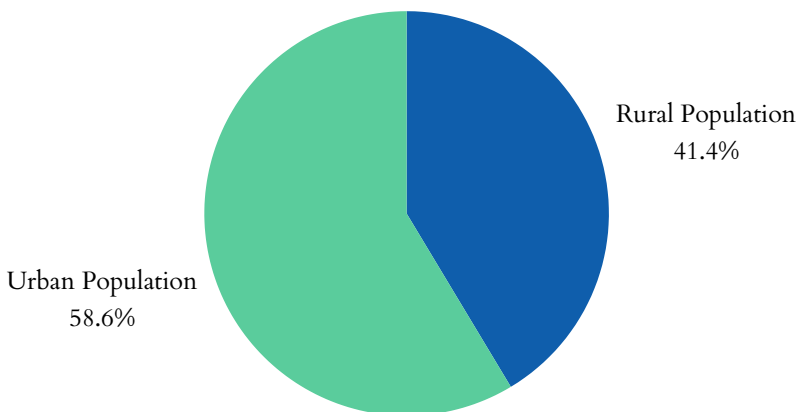
- 6,804 children, from birth to three-years-old, are experiencing homelessness (3.26%)
- 33% of households receiving the Low Income Housing Tax Credit report having at least one member under 18
- 23% of children lived in households with a high housing cost burden.
- 36,716 total Kentucky residents living in public housing

Child Poverty Over Time



- The state spent \$76,001,381 on WIC in 2024, serving 105,447 people: a 8.7% decrease in total participants and an 7.3% increase in spending since 2023.
- 676,191 people were food insecure between 2021 and 2023, including 220,105 children.
- 40.6% of households receiving SNAP benefits in 2019 had children.

Total Urban vs. Rural Population of Kentucky, 2020

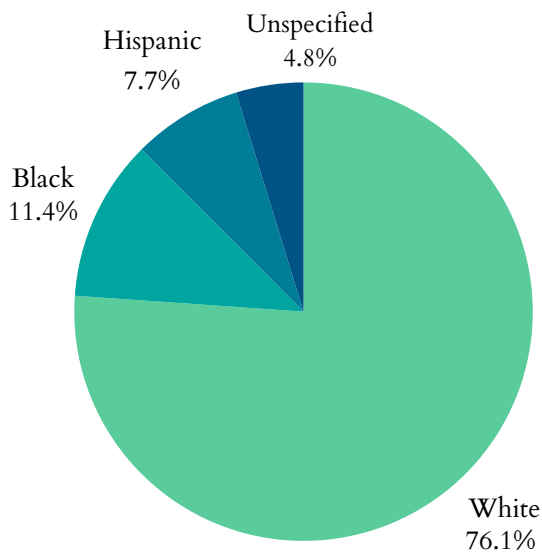


Kentucky's Children

Health

- **4,597** low birth-weight babies (<5.5lbs) were born in 2023 (8.8% of births).
- **6,119** preterm births (<37wks) in 2022 (11.7%).
 - 13.85% of all White babies
 - 11.4% of all Black babies
- **2,976** births to mothers aged 15-19 in 2023 -- a rate of 21 in every 1,000 teen girls.
- **343** infants aged <1yr died in 2023 -- a rate of 7 per 1,000.

Percentage of All Preterm Births by Race or Ethnicity, 2022



Medicaid Expansion

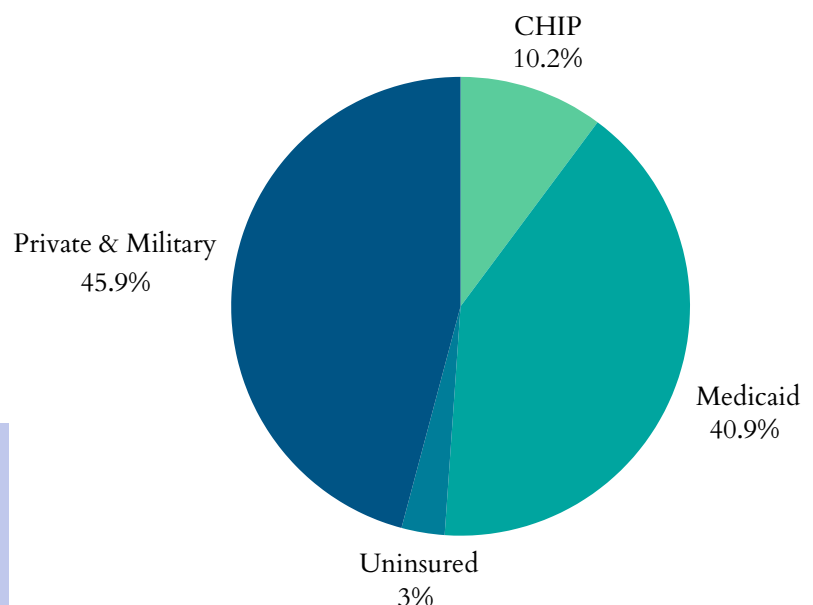
Kentucky became a Medicaid expansion state on 1/1/2014.

Maternal Mortality

- **91** Kentucky women died while pregnant or within 42 days post-pregnancy from any cause relating to or aggravated by said pregnancy, excluding accidents and incidents.
- For every 100,000 live births in Kentucky, there are **35** maternal deaths.

- **37,000** children had no health insurance in 2023 (19.5% decrease from 2022).
- **498,000** children were enrolled in Medicaid in 2023 (no change 2022).
- **123,953** children in Kentucky were in the state Children Health Insurance Program (CHIP) in 2021 (22.4% increase from 2020).

Health Insurance Coverage for Children, 2021

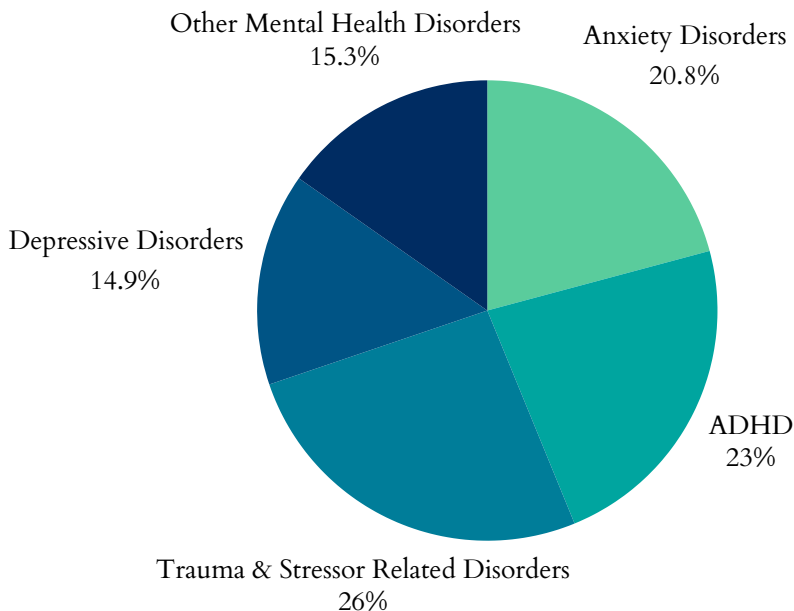


Kentucky's Children

Zero to Three

- 53% of babies live above low-income
- 23.4% of babies live at low income
- 23.6% of babies live in poverty
- 12.9% of babies live in deep poverty
- 79.8% of new parents have at least one parent working full time

Top 5 Mental Health Diagnoses Among Children, 2022



Prenatal Substance Exposure

In 2023, Kentucky reported 389 infants screened in with prenatal substance exposure.

Kentucky has a Family First plan approved by the administration.

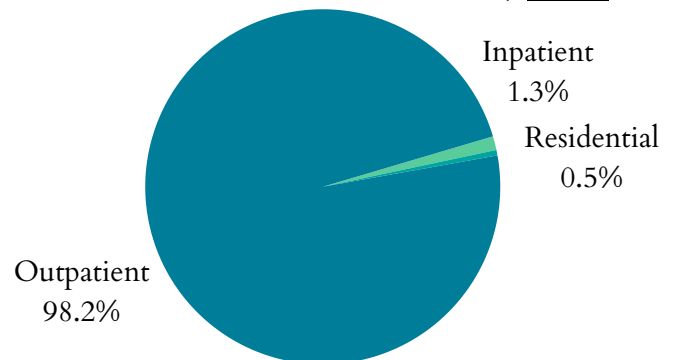
Teens & Youth

- 14,000 youth (16-19yrs) were not in school nor working in 2023 (6%)
- 39 children <19yrs were killed by a firearm in Kentucky in 2022.

Mental Health

- 48,356 children received mental health treatment in Kentucky in 2022 (2.6%)
- In 2022, there were 12.2 deaths per 100,000 adolescents aged 15-19 in Kentucky.

Treatment Type for Youth with Substance Use Disorder, 2023



Substance Use

- From 2015 to 2019, an average of 58,393 children in Kentucky (4.0% of the state's child population) lived with parents having a substance use disorder.
- On March 31st, 2023, 5,240 clients 18 and under were in treatment for SUD.

